

Parts Manual

1200, 1500 & 2000

12', 15' & 20' 3-Point Drill

Model	Model Years
1500 & 2000	1994 and above
1200	1995 and above

Great Plains

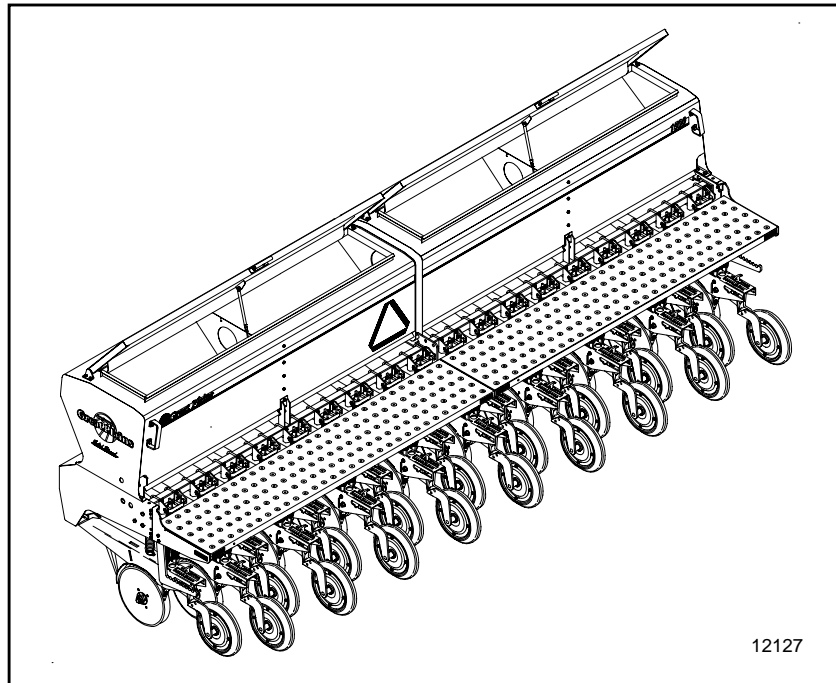
Manufacturing, Inc.

P.O. Box 5060 • Salina, Kansas 67402-5060



Read the Operator's manual entirely. When you see this symbol, the subsequent instructions and warnings are serious - follow without exception. Your life and the lives of others depend on it!

Great Plains



12127

Cover illustration may show optional equipment not supplied with standard unit.

Table of Contents

Section 1 Introduction	1-1	Section 6 Openers	6-1
General Information	1-1	Option 00 Straight Arm Opener	6-1
Revisions	1-1	Option 10 Parallel Arm Opener	6-3
Touch-up Paint and Manual Information	1-1	Option 20 Series Opener (Sept. 1, 1997+)	6-5
Replacement Hardware	1-1	Option 20 Series Opener (Aug. 31, 1997-)	6-7
Part Number Service Coding	1-2	Wiper Wheel	6-9
Part Number Index	1-3	5" & 6" Seed-Lok, (Option)	6-11
1200 and 1500 Drive Gauge Wheel Arm (1993-2002)	2-1	Small Seeds Y-Tube Drop	6-13
Section 2 Gauge Wheels	2-1	Small Seeds Hose Retainer	6-15
1200 and 1500 Drive Gauge Wheel Arm (2003+)	2-3	Small Seeds Y-Tube Drop with Fertilizer	6-17
2000 Drive Gauge Wheel Arm	2-5	Small Seeds Hose Retainer with Fertilizer	6-19
Drive Gauge Wheel Mount	2-7	Fertilizer Hose Retainer	6-21
1200 and 1500 Nondrive Gauge Wheel (1993-2002)	2-9	Section 7 Press Wheels	7-1
1200 and 1500 Nondrive Gauge Wheel (2003+)	2-11	1" x 10" Double "V" Press Wheel (9/30/2000-)	7-1
2000 Nondrive Gauge Wheel	2-13	1" x 10" Double "V" Press Wheel (10/1/2000+)	7-3
Gauge Wheel Tire	2-15	1" x 12" Double "V" Press Wheel	7-5
Gauge Wheel Axle Field Update Kits	2-17	4" x 12" "V" Groove Press Wheel	7-7
Box to Frame	3-1	3" x 13" Single "V" Crown Press Wheel (12' S/N 1413D+; 15' S/N 8877C+ & 20' S/N 6100B+)	7-9
Section 3 Box Assembly	3-1	3" x 13" Single "V" Crown Press Wheel (12' S/N 1412D-; 15' S/N 8876C- & 20' S/N 6099B-)	7-11
Lid to Box	3-3	2" x 13" Smooth Crown Press Wheel (12' S/N 1413D+; 15' S/N 8877C+ & 20' S/N 6100B+)	7-13
Seed Level Indicator	3-5	2" x 13" Smooth Crown Press Wheel (12' S/N 1412D-; 15' S/N 8876C- & 20' S/N 6099B-)	7-15
Agitator Assembly (Option)	3-7	3" x 14" Peaked Press Wheel (12' S/N 1413D+; 15' S/N 8877C+ & 20' S/N 6100B+)	7-17
1200 Small Seeds Box Mount	3-9	3" x 14" Peaked Press Wheel (12' S/N 1412D-; 15' S/N 8876C- & 20' S/N 6099B-)	7-19
1200 Small Seeds Box with Fertilizer	3-11	Section 8 Decals	8-1
1500 Small Seeds Box Mount	3-13	Decal Placement	8-1
1500 Small Seeds Box with Fertilizer	3-15	Small Seeds Decal Placement	8-3
2000 Small Seeds Box Mount	3-17	Section 9 Markers	9-1
2000 Small Seeds Box with Fertilizer	3-19	Flat Fold Marker Assembly	9-1
Small Seeds Box & Lid Assembly	3-21	Flat Fold Marker Saddle for 2000 Drills	9-3
Fertilizer Box Mount	3-23	Flat Fold Marker Sequence Valve Hydraulics	9-5
Fertilizer Lid Assembly	3-25	Flat Fold Dual Marker Hydraulics	9-7
Walkboard Assembly	3-27	Flat Fold Marker Sequence Valve (810-197C)	9-9
Small Seeds Walkboard	3-29	Flat Fold Marker Hydraulic Cylinder (810-205C)	9-11
Fertilizer Walkboard	3-31	Energy Hydraulic Cylinder (810-005C)	9-13
Parking Stand (Option)	3-33	Marker Disk (113-563S)	9-15
Section 4 Metering Systems	4-1	Marker Disk (113-364S)	9-17
Feeder Cup Channel	4-1	Notched Marker Disk (113-564S)	9-19
Seed Rate Handle	4-3	Notched Marker Disk (118-372S)	9-21
2000 Drill Feeder Cup Spacing	4-5	Section 10 Harrow	10-1
2000 Drill Feeder Cup Spacing	4-7	Spring Tine Harrow (1996 and later)	10-1
2000 and 1500 Drill Feeder Cup Spacing	4-9	Spring Tine Harrow (1994 ↔ 1995)	10-3
1500 Drill Feeder Cup Spacing	4-11	Section 11 Pull Hitch	11-1
1500 Drill Feeder Cup Spacing	4-13	Pull Hitch Frame	11-1
1200 Drill Feeder Cup Spacing	4-15	Pull Hitch Tire & Hub	11-3
Small Seeds Metering	4-17	Section 12 Drill Boom	12-1
Fertilizer Metering	4-19	Drill Boom Mounting	12-1
Fertilizer Trays, Gates & Shafts	4-21	Drill Boom Plumbing	12-3
Fertilizer Tray Adjustment	4-23	Ball Valve	12-5
Section 5 Drive	5-1	Spraying Systems Check Valve (829-089C)	12-7
Gauge Wheel Drive	5-1		
Jackshaft Drive	5-3		
Gearbox and Gearbox Cover	5-5		
Gearbox (890-282C)	5-7		
Agitator Drive	5-9		
Small Seeds Drive	5-11		
Small Seeds Drive with Fertilizer	5-13		
Fertilizer Drive	5-15		

© Copyright 2000 All rights Reserved

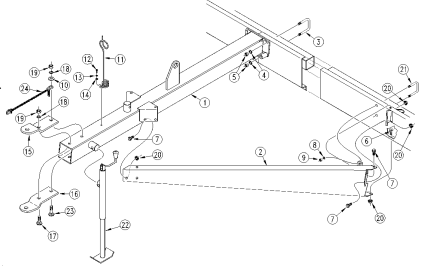
Great Plains Manufacturing, Inc. provides this publication "as is" without warranty of any kind, either expressed or implied. While every precaution has been taken in the preparation of this manual, Great Plains Manufacturing, Inc. assumes no responsibility for errors or omissions. Neither is any liability assumed for damages resulting from the use of the information contained herein. Great Plains Manufacturing, Inc. reserves the right to revise and improve its products as it sees fit. This publication describes the state of this product at the time of its publication, and may not reflect the product in the future. The illustrations in this manual are not intended for safe and proper assembly or disassembly of equipment. The illustrations are intended for ordering parts only.

Great Plains Manufacturing, Incorporated Trademarks

The following are trademarks of Great Plains Mfg., Inc.: Application Systems, Ausherman, Land Pride, Great Plains

All other brands and product names are trademarks or registered trademarks of their respective holders.

Printed in the United States of America.

Section Number & Description	Serial Number Break	Illustration Page	Parts Page
<p>Section 2 Frames Tongue & Pull Bar (S/N 00000-) Great Plains Mfg., Inc.</p> <p>Illustration Heading</p>  <p>Illustration</p> <p>Illustration Number</p> <p>10207</p> <p>2-1 EWD13 13' End Wheel Drill 175-083P 5/21/98</p> <p>Left Page Number</p> <p>Manual Name & Number</p> <p>New or Modification Date</p>			<p>Great Plains Mfg., Inc. Section 2 Frames Tongue & Pull Bar (S/N 00000-)</p> <p>Parts List</p> <ol style="list-style-type: none"> 1. 177-001H 13' END WHEEL TONGUE WELDMENT 2. 177-004H PULL BAR WELDMENT LH 2. 177-005H PULL BAR WELDMENT RH 3. 806-032C U-BOLT 5/8-11 X 3 17/32 UNEVEN 4. 804-022C WASHER LOCK SPRING 5/8 PLT 5. 803-021C NUT HEX 5/8-11 PLT 6. 802-183C RHSNB 1/2-13X1 GR5 7. 802-083C HFSS 1/2-13X1 1/4 GR8 8. 804-015C WASHER LOCK SPRING 1/2 PLT 9. 803-020C NUT HEX 1/2-13 PLT 10. 177-587D SAFETY CHAIN WASHER 11. 807-023C SPRING HOSE LOOP 12. 801-028C SCREW HEX 3/8-16X1 TYPE F 13. 804-013C WASHER LOCK SPRING 3/8 PLT 14. 804-012C WASHER FLAT 3/8 SAE PLT 15. 177-009D CLEVIS HITCH TOP HALF 16. 177-008D CLEVIS HITCH BOTTOM HALF 17. 802-177C RHSNB 3/4-10X2 1/2 GR5 18. 804-023C WASHER LOCK SPRING 3/4 PLT 19. 803-027C NUT HEX 3/4-10 PLT 20. 803-037C NUT HEX WHIZ 1/2-13 PLT 21. 806-028C U-BOLT 1/2-13 X 3 17/32 X4 3/4 22. 890-118C SCREW JACK 2000# 23. 802-289C RHSNB 3/4-10X3 GR5 24. 890-182C SAFETY CHAIN 10000 LB <p>7/1/98 EWD13 13' End Wheel Drill 175-083P 2-2</p> <p>Right Page Number</p>

General Information

Revisions

Please refer to the date at the bottom of each page for the most current version of the equipment. Serial number breaks are at the top of the page at the end of the illustration heading, refer to the illustration above.

Touch-up Paint and Manual Information

Repaint parts where paint is worn or scratched to prevent rust. Aerosol touch-up paint is available. To order use Great Plains part numbers below:

- GP Green821-001C
- GP Black821-002C
- GP Beige821-003C
- GP Buckskin821-004C
- LP Beige821-011C
- LP Black821-032C

Replacement manuals available. Use Great Plains part 118-389P.

Replacement Hardware

All bolts and nuts are grade 5 unless otherwise noted. The use of improper grades of hardware can result in personal injury, damage to equipment, or loss of property. See **“Hardware Legend”** on page 1-2, for hardware abbreviations used within all parts lists.

Hardware Legend

AR	As Required
BLADE	Blade Bolt
C	Cap Screw
CP	Cotter Pin
CPHSSS	Cup Point Hex Socket Set Screw
CPSHSS	Cup Point Square Head Set Screw
CPSQHSS	Cup Point Square Head Set Screw
CRFCHMS	Cross Recess Flat Countersunk Head Mach. Screw
CRPHMS	Cross Recess Pan Head Machine Screw
CRPHTFS	Cross Recess Pan Head Thread Forming
CRRHMS	Cross Recess Round Head Machine Screw
CRTHMS	Cross Recess Truss Head Machine Screw
CSNB	Countersunk Square Neck Bolt
FHMS	Flat Head Machine Screw
FTC	Full Thread Cap Screw
H	Hex Nut
HCLN	Hex Center Lock Nut
HFLCS	Hex Flange Lock Cap Screw
HFS	Hex Flange Screw
HFSLN	Hex Flange Serrated Lock Nut
HFSS	Hex Flange Serrated Screw
HHCS	Hex Head Cap Screw or Metric Bolt
HSBHCS	Hex Socket Button Head Cap Screw
HSFCHCS	Hex Socket Flat Countersunk Head Cap Screw
HSHCS	Hex Socket Head Cap Screw
HSSS	Hex Socket Head Screw
HTLN	Hex Top Lock Nut
HWHCS	Hex Washer Head Cap Screw

HWHMS	Hex Washer Head Machine Screw
HXBHCS	Hex Socket Button Head Cap Screw
J	Hex Jam Nut
JIC	37 Degree Tapered Thread
L	Helical Spring Lock Washer
LUG	Lug Bolt
NFC	National Fine Cap Screw
NPSM	National Pipe Straight Mechanical
NPTF	National Pipe Taper Fuel
P	Wide Plain Washer
PHMS	Pan Head Machine Screw
PLOW	Plow Bolt
RHMS	Round Head Machine Screw
RHSNB	Round Head Square Neck Bolt
SCREW LEVELING	Leveling Screw
SCREW THUMB	Thumb Screw
SCREW WELD	Weld Screw
SFCHMS	Slotted Flat Countersunk Head Machine Screw
SFHMS	Slotted Fillister Head Machine Screw
SP	Special
SP SCREW	Special Screw
SQHSS	Square Head Set Screw
SRHMS	Slotted Round Head Machine Screw
SSS	Socket Set Screw
STCS	Self Tapping Cap Screw
STHMS	Slotted Truss Head Machine Screw
WHEEL	Wheel Studs and Hub Long Bolts
WING	Wing Bolt

Part Number Service Coding

Within the following parts lists some part numbers are coded for revisions and interchangeability.

Legend:

Newest serial numbers are listed first.

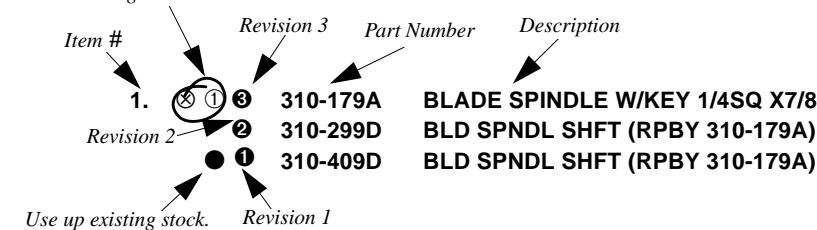
Bold face type indicates parts that are serviced. These parts are considered interchangeable, if it supersedes another part, unless otherwise noted.

Example:

- (S/N 20001+) Includes serial numbers 20001 and above (to the newest numbers)
- (S/N 10001↔20000) Includes serial numbers between and including 10001 and 20000
- (S/N 10000-) Includes serial numbers 10000 and below (to the oldest number)

- ① First revision, e.g.; ② is 2nd revision, ③ is 3rd revision, etc. (Greater numbers are the newest.)
- The existing stock for this part should be used up before ordering the new part.
- ⊗ Not interchangeable
- ⊗①② Revision 2 is not interchangeable w/1

Not interchangeable with revision 1



Part Number Index

Part Number	Page	Part Number	Page	Part Number	Page	Part Number	Page
1-100-02-00	9-16	109-091D	4-16	116-122D	10-2	118-417D	4-8
1-100-02-00	9-20	109-091D	4-4	116-145K	10-2	118-418D	4-8
1042	9-10	109-091D	4-6	116-146K	10-2	118-418H	3-8
1099	9-10	109-091D	4-8	116-161H	10-2	118-419D	4-6
1179	9-10	109-058K	2-16	116-191D	10-2	118-419K	4-6
1180	9-10	1092-6	9-10	116-197H	12-2	118-420D	4-6
1182	9-10	111-002H	11-2	116-214D	12-2	118-420K	4-6
1211	9-10	113-180H	9-2	116-222D	12-2	118-421D	4-10
1217	9-10	113-188H	9-2	116-224D	12-2	118-421K	4-8
1218	9-10	113-191H	9-2	116-225D	12-4	118-422D	4-12
2153	9-10	113-193H	9-2	117-028H	3-2	118-422K	4-8
3089	9-10	113-203H	9-4	117-029H	3-2	118-423D	4-14
005860.130	12-8	113-223H	9-4	117-030H	3-2	118-423K	4-10
005865.036	12-8	113-248D	9-2	117-031H	3-2	118-424D	4-14
20030	12-8	113-312D	9-2	117-033H	3-2	118-424K	4-10
82464	9-14	113-313D	9-2	117-034H	3-2	118-425D	4-12
83198	9-14	113-324D	9-2	117-034H	3-2	118-425K	4-8
400020.030	12-8	113-325D	9-2	117-035H	3-2	118-426D	4-16
510334	5-8	113-346H	9-20	117-036H	3-2	118-426K	4-8
770119	5-8	113-354D	9-2	117-037H	3-2	118-427D	4-16
772131	5-8	113-369H	9-16	117-038H	3-2	118-427K	4-6
776368	5-8	113-458H	9-2	117-039H	3-2	118-428D	4-16
776369	5-8	113-458H	9-6	117-040H	3-2	118-428K	4-6
776370	5-8	113-458H	9-8	117-041A	3-2	118-429D	4-16
778163	5-8	113-459H	9-2	118-226D	4-16	118-429K	4-10
778211	5-8	113-459H	9-6	118-226S	4-10	118-430D	4-16
778273	5-8	113-459H	9-8	118-226S	4-12	118-430K	4-12
778319	5-8	113-467H	9-2	118-226S	4-14	118-431D	4-10
780072	5-8	113-468H	9-2	118-226S	4-2	118-431D	4-16
780090	5-8	113-488D	9-6	118-226S	4-6	118-431D	4-6
780095	5-8	113-491D	9-2	118-226S	4-8	118-431D	4-8
780108	5-8	113-503H	9-2	118-336D	4-2	118-431K	4-14
784312	5-8	113-506H	9-4	118-340D	4-12	118-432D	4-10
784371	5-8	113-507H	9-4	118-340D	4-14	118-432D	4-12
784372	5-8	113-507H	9-6	118-340D	4-16	118-432D	4-16
786088	5-8	113-507H	9-8	118-341D	4-10	118-432D	4-6
788069	5-8	113-562H	9-16	118-341D	4-12	118-432D	4-8
792017	5-8	113-562H	9-20	118-341D	4-14	118-432K	4-14
792139	5-8	113-646H	9-2	118-341D	4-16	118-433D	4-10
792142	5-8	113-346H	9-22	118-341D	4-2	118-433D	4-12
792145	5-8	113-369H	9-18	118-341D	4-6	118-433D	4-16
792159	5-8	1132-05	9-10	118-341D	4-8	118-433D	4-6
102-006K	11-4	1132-08	9-10	118-346D	4-12	118-433D	4-8
107-027D	6-2	116-062H	10-4	118-346D	4-14	118-433K	4-12
107-111D	6-2	116-064H	10-4	118-346D	4-16	118-434D	4-10
107-111D	6-4	116-065H	10-4	118-346D	4-8	118-434D	4-16
107-113D	6-2	116-067H	10-4	118-348D	4-2	118-434D	4-6
107-113D	6-4	116-067K	10-4	118-353D	4-10	118-434D	4-8
107-111D	6-10	116-068K	10-4	118-353D	4-14	118-434K	4-16
107-111D	6-6	116-070K	10-4	118-353D	4-16	118-435K	4-16
107-111D	6-8	116-102D	10-4	118-356D	4-10	118-436D	4-10
107-133S	6-6	116-114D	10-4	118-356D	4-14	118-436D	4-12
107-134A	6-10	116-116D	10-4	118-356D	4-16	118-436D	4-16
107-134A	6-2	116-118D	10-4	118-372D	4-14	118-436D	4-6
107-136S	6-10	116-129H	10-4	118-372D	4-16	118-436D	4-8
107-136S	6-2	116-130K	10-4	118-372D	4-6	118-436K	4-16
1087-250	9-10	116-140K	10-4	118-372D	4-8	118-437D	4-10
1087-437	9-10	116-145K	10-4	118-402D	3-2	118-437D	4-12
1088-011	9-10	116-146K	10-4	118-403D	3-2	118-437D	4-16
1088-905	9-10	116-180D	10-4	118-403D	3-8	118-437D	4-6
1088-906	9-10	116-064H	10-2	118-411D	4-6	118-437D	4-8
1088-908	9-10	116-065H	10-2	118-412D	4-6	118-437K	4-16
1089-011	9-10	116-067H	10-2	118-413D	4-8	118-438D	4-12
109-025H	4-4	116-067K	10-2	118-413H	3-2	118-438D	4-16
109-058K	11-4	116-068K	10-2	118-414D	4-8	118-438D	4-6
109-069D	4-4	116-070K	10-2	118-414H	3-2	118-438D	4-8
109-091D	4-10	116-102D	10-2	118-415D	4-10	118-438K	4-16
109-091D	4-12	116-114D	10-2	118-415H	3-2	118-439H	5-10
109-091D	4-14	116-116D	10-2	118-415H	3-2	118-440D	4-12
		116-118D	10-2	118-416D	4-10	118-440D	4-16

Part Number Index

Part Number	Page	Part Number	Page	Part Number	Page	Part Number	Page
118-443H	4-4	119-166D	10-4	120-234D	5-12	120-253D	2-12
118-444H	4-4	119-166D	3-28	120-234D	5-14	120-253D	2-2
118-445K	4-10	119-166D	3-32	120-234D	5-16	120-253D	2-4
118-446K	4-12	119-167D	3-28	120-235D	5-6	120-321D	2-12
118-447K	4-14	119-168D	3-28	120-236D	5-6	120-321D	2-2
118-448K	4-14	119-168D	3-30	120-237D	5-6	120-321D	2-4
118-449K	4-12	119-168D	3-32	120-242D	2-10	120-322D	2-12
118-450D	4-10	119-190D	3-10	120-254D	5-4	120-322D	2-4
118-450D	4-6	119-190D	3-12	120-001E	2-8	121-011A	6-2
118-450D	4-8	119-190D	3-14	120-188D	2-8	121-025D	6-2
118-451D	4-10	119-190D	3-16	120-191D	2-10	121-127D	6-2
118-451D	4-12	119-190D	3-18	120-191D	2-2	121-128D	6-2
118-451D	4-14	119-190D	3-2	120-192D	2-10	121-133D	6-2
118-452H	3-2	119-190D	3-20	120-192D	2-2	121-704H	6-2
118-453D	4-10	119-190D	3-24	120-193D	2-10	121-704H	6-4
118-453D	4-12	119-192D	3-28	120-193D	2-2	121-705A	6-2
118-453D	4-14	119-192D	3-32	120-194D	2-10	121-705A	6-4
118-453D	4-16	119-203D	3-28	120-194D	2-2	121-164D	6-2
118-453D	4-2	119-203D	3-32	120-195D	2-6	121-164D	6-4
118-453D	4-6	119-211D	3-28	120-197D	2-2	122-001D	7-12
118-453H	3-2	119-211D	3-32	120-197D	2-6	122-041D	7-18
118-454D	4-10	119-222D	3-28	120-198D	2-12	122-041D	7-20
118-454D	4-12	119-222D	3-30	120-198D	2-18	122-041D	7-8
118-454D	4-14	119-229H	3-4	120-198D	2-2	122-065D	4-24
118-454D	4-16	119-230H	3-4	120-198D	2-4	122-094D	7-8
118-454D	4-2	119-231H	3-4	120-198D	2-6	122-103S	7-8
118-454D	4-6	119-232H	3-26	120-199D	5-2	122-110D	7-18
118-455D	4-10	119-233H	3-26	120-200D	5-2	122-110D	7-20
118-456D	4-12	119-234H	3-26	120-201D	5-2	122-111D	7-12
118-457D	4-14	119-235H	3-28	120-204D	5-2	122-114D	7-16
118-458D	4-14	119-235H	3-30	120-208H	2-12	122-115D	7-12
118-459D	4-12	119-235H	3-32	120-208H	2-2	122-115D	7-16
118-474H	3-6	119-236H	3-28	120-208H	2-4	122-115S	7-16
118-486D	3-2	119-236H	3-30	120-208H	2-6	122-116S	7-12
118-486D	3-8	119-236H	3-32	120-209H	2-8	122-117S	7-18
118-487D	3-2	119-237H	3-28	120-209H	5-10	122-117S	7-20
118-487D	3-8	119-238H	3-28	120-209H	5-12	122-124D	7-12
118-488D	3-8	119-239H	3-34	120-209H	5-16	122-125D	7-20
118-489D	3-8	119-240H	3-34	120-210H	2-8	122-128D	7-8
118-492D	4-16	119-241H	3-34	120-210H	5-10	122-188H	7-12
118-493D	3-8	119-242H	3-34	120-210H	5-12	122-188H	7-16
118-494D	3-8	119-254H	10-4	120-210H	5-16	122-188H	7-20
118-495D	3-8	119-255H	10-4	120-211H	2-8	122-188H	7-8
118-496D	3-8	119-256H	3-28	120-212H	5-2	122-189V	7-16
118-497D	3-8	119-256H	3-30	120-213H	2-8	122-192V	7-12
118-498D	3-6	119-257H	3-28	120-214H	2-8	122-197V	7-8
118-504D	4-2	119-257H	3-30	120-215S	2-8	122-198V	7-18
118-505D	4-2	120-001E	2-10	120-216S	2-10	122-198V	7-20
118-592H	5-10	120-001E	2-14	120-216S	2-2	122-202S	7-10
118-623H	4-2	120-195D	2-14	120-216S	2-2	122-202S	7-12
118-624S	4-2	120-197D	2-10	120-218K	2-16	122-202S	7-14
118-389B	3-2	120-197D	2-14	120-224D	2-10	122-202S	7-16
118-389B	8-2	120-198D	2-10	120-229D	2-8	122-202S	7-18
118-653D	3-2	120-198D	2-14	120-230D	2-2	122-202S	7-20
118-841A	3-2	120-208H	2-10	120-230D	2-6	122-202S	7-6
118-842A	3-2	120-208H	2-14	120-237S	2-10	122-202S	7-8
119-032D	3-28	120-213H	2-10	120-237S	2-12	122-002D	7-16
119-032D	3-32	120-213H	2-14	120-237S	2-18	122-002D	7-16
119-032D	3-34	120-214H	2-10	120-237S	2-2	122-065D	6-8
119-105H	3-34	120-214H	2-10	120-237S	2-4	122-104S	7-8
119-153D	3-26	120-214H	2-14	120-240D	2-10	122-114D	7-16
119-153D	3-4	120-217H	2-10	120-240D	2-2	122-120D	6-12
119-154D	3-26	120-217H	2-14	120-240D	2-2	122-151D	6-12
119-154D	3-4	120-223D	2-10	120-242D	2-12	122-156D	6-12
119-155D	3-28	120-223D	2-14	120-242D	2-18	122-156D	6-12
119-155D	3-32	120-226D	5-10	120-242D	2-2	122-158D	7-16
119-155D	3-32	120-226D	5-12	120-242D	2-4	122-173H	6-12
119-156D	3-28	120-226D	5-16	120-242D	2-4	122-173H	6-12
119-156D	3-32	120-226D	5-4	120-243D	2-10	122-187H	6-12
119-163D	3-28	120-229D	2-10	120-243D	2-2	122-190V	7-16
119-163D	3-32	120-229D	2-14	120-244D	2-10	122-191V	7-12
				120-244D	2-2	122-199V	7-8
				120-253D	2-10	122-201S	6-12

Part Number Index

Part Number	Page	Part Number	Page	Part Number	Page	Part Number	Page
122-231A	6-12	123-785H	3-18	123-774H	3-22	142-553H	4-22
122-233A	7-16	123-785H	3-20	123-775H	3-22	142-554H	4-22
122-242S	6-2	123-786H	3-18	123-776H	3-22	142-555H	4-22
122-242S	6-4	123-786H	3-20	123-777H	3-22	142-556H	4-22
123-143D	6-20	123-787H	3-18	123-778H	3-22	142-557H	4-22
123-203D	6-16	123-787H	3-20	123-779H	3-22	142-558H	4-22
123-203D	6-20	123-788H	3-18	123-780H	3-22	142-559H	4-22
123-231D	6-14	123-788H	3-20	123-781H	3-22	142-560H	4-22
123-232D	6-16	123-789H	3-18	123-782H	3-22	142-561H	4-22
123-299D	6-18	123-789H	3-20	123-783H	3-22	142-582H	3-24
123-306D	6-18	123-790H	3-18	123-784H	3-22	142-583H	3-24
123-482D	3-14	123-790H	3-20	123-785H	3-22	142-584H	3-24
123-482D	3-18	123-791H	3-18	123-786H	3-22	142-585H	3-24
123-491D	3-10	123-791H	3-20	123-787H	3-22	142-604H	3-24
123-491D	3-12	123-792H	3-18	123-788H	3-22	142-615H	3-24
123-491D	3-14	123-792H	3-20	123-789H	3-22	142-630H	4-22
123-491D	3-16	123-793H	3-18	123-790H	3-22	142-631H	4-22
123-491D	3-18	123-793H	3-20	123-791H	3-22	142-632H	4-22
123-491D	3-20	123-794H	3-10	123-792H	3-22	142-633H	4-22
123-492D	3-10	123-794H	3-12	123-793H	3-22	142-634H	4-22
123-492D	3-12	123-795H	3-10	123-794H	3-22	142-636H	4-22
123-492D	3-14	123-795H	3-12	123-795H	3-22	142-637H	4-22
123-492D	3-16	123-796H	3-10	123-796H	3-22	142-638H	4-22
123-515D	5-10	123-796H	3-12	123-797H	3-22	142-639H	4-22
123-515D	5-12	123-797H	3-10	123-798H	3-22	142-640H	4-22
123-515D	5-16	123-797H	3-12	123-824H	3-22	148-238H	3-2
123-517D	5-10	123-798H	3-10	123-825H	3-22	148-239H	3-2
123-517D	5-12	123-798H	3-12	123-826H	3-22	148-240A	3-2
123-517D	5-16	123-827H	3-10	123-834H	4-18	148-514D	2-10
123-518D	5-12	123-827H	3-12	124-002H	11-2	148-514D	2-2
123-518D	5-16	123-827H	3-14	124-014H	11-2	150-044S	4-24
123-520D	3-14	123-827H	3-16	124-015H	11-2	150-051D	4-24
123-520D	3-18	123-827H	3-18	124-016H	11-2	150-138D	3-2
123-520D	3-24	123-827H	3-20	124-017H	11-2	152-040D	4-14
123-521D	6-16	123-828H	3-18	124-018H	11-2	152-040D	4-16
123-521D	6-18	123-828H	3-20	124-019K	11-2	152-040D	4-8
123-522D	6-14	123-829H	3-10	124-020H	11-2	152-215D	11-4
123-523D	3-14	123-829H	3-12	124-021H	11-4	168-127D	5-12
123-523D	3-18	123-829H	3-14	124-105D	11-2	168-127D	5-14
123-524D	3-24	123-829H	3-16	124-116D	11-2	168-127D	5-16
123-531D	5-10	123-832H	5-12	124-118D	11-4	182-044D	4-14
123-531D	5-12	123-832H	5-14	126-001K	11-2	188-001V	6-2
123-531D	5-16	123-050H	4-18	133-065D	6-16	188-001V	6-4
123-532D	3-14	123-113D	4-18	133-065D	6-22	188-001V	7-6
123-532D	3-16	123-116D	4-18	141-011E	4-20	188-001V	6-10
123-561D	3-12	123-118D	3-22	141-041E	4-20	188-004V	2-8
123-561D	3-16	123-356D	3-22	141-084D	4-20	191-001D	4-20
123-561D	3-20	123-409D	3-22	141-116H	4-20	191-001H	4-24
123-774H	3-14	123-410D	4-18	142-009D	4-20	191-002D	4-20
123-774H	3-16	123-476H	4-18	142-194D	6-2	191-006H	4-20
123-775H	3-14	123-495D	4-18	142-198D	6-2	191-007H	4-20
123-775H	3-16	123-496D	4-18	142-236D	3-24	191-018D	4-20
123-776H	3-14	123-497D	4-18	142-256D	3-24	191-019D	4-20
123-776H	3-16	123-498D	4-18	142-263D	3-26	191-050H	4-20
123-777H	3-14	123-499D	4-18	142-264D	3-26	195-234D	2-12
123-777H	3-16	123-500D	4-18	142-265D	4-22	195-234D	2-4
123-778H	3-14	123-501D	4-18	142-266D	4-22	197-089D	3-6
123-778H	3-16	123-502D	4-18	142-272D	4-22	197-091D	3-6
123-779H	3-14	123-503D	4-18	142-273D	4-20	197-096D	3-6
123-779H	3-16	123-504D	4-18	142-540H	4-22	198-085H	6-4
123-780H	3-14	123-505D	4-18	142-541H	4-22	198-086H	6-4
123-780H	3-16	123-506D	4-18	142-542H	4-22	198-087H	6-4
123-781H	3-14	123-507D	4-18	142-543H	4-22	198-089H	6-4
123-781H	3-16	123-508D	4-18	142-544H	4-22	198-090H	6-4
123-782H	3-14	123-509D	4-18	142-545H	4-22	198-126H	3-28
123-782H	3-16	123-510D	4-18	142-546H	4-22	198-126H	3-32
123-783H	3-14	123-511D	4-18	142-547H	4-22	198-127D	6-4
123-783H	3-16	123-512D	4-18	142-548H	4-22	198-128D	6-4
123-784H	3-18	123-513D	4-18	142-549H	4-22	198-134D	6-4
123-784H	3-20	123-514D	4-18	142-552H	4-22	198-137D	7-10

Part Number Index

Part Number	Page	Part Number	Page	Part Number	Page	Part Number	Page
198-137D	7-12	206-021D	6-12	800-304C	6-16	802-017C	3-4
198-137D	7-14	2A0006	9-12	800-310C	6-12	802-022C	10-4
198-137D	7-16	2A0012	9-12	801-001C	4-24	802-022C	5-10
198-137D	7-18	2A0022	9-12	801-001C	4-4	802-022C	5-12
198-137D	7-20	2A0132	9-12	801-001C	5-6	802-022C	5-16
198-137D	7-6	2A0206	9-12	801-002C	6-16	802-022C	5-4
198-137D	7-8	2M2326	9-12	801-002C	6-2	802-024C	11-2
198-139D	6-4	313-076S	3-4	801-002C	6-22	802-029C	6-2
198-140D	6-4	313-176D	3-4	801-002C	6-4	802-029C	6-4
198-179D	6-4	313-186D	3-26	801-009C	4-20	802-034C	3-10
198-234L	3-28	313-186D	3-4	801-015C	5-14	802-034C	3-14
198-234L	3-32	3R0122	9-12	801-018C	3-10	802-034C	3-18
198-057S	6-10	4M2102	9-12	801-018C	3-12	802-034C	3-2
198-057S	6-6	5M2128	9-12	801-018C	3-14	802-034C	3-24
198-057S	6-8	6R0070	9-12	801-018C	3-16	802-034C	5-14
198-059S	6-8	778123A	5-8	801-018C	3-18	802-034C	9-6
198-069D	6-8	778124A	5-8	801-018C	3-20	802-038C	3-12
198-070D	6-8	778126A	5-8	801-018C	3-24	802-038C	3-16
198-071D	6-8	778127A	5-8	801-018C	4-24	802-038C	3-20
198-074D	6-6	778146A	5-8	801-019C	5-4	802-039C	5-10
198-074D	6-8	780105A	5-8	801-035C	3-14	802-039C	5-12
198-074S	6-8	788051A	5-8	801-035C	3-16	802-039C	5-16
198-095D	6-8	788067B	5-8	801-035C	3-8	802-039C	9-2
198-096D	6-8	788078A	5-8	801-035C	4-10	802-041C	3-34
198-127H	6-6	792073A	5-8	801-035C	4-12	802-044C	5-16
198-127H	6-8	7M2328	9-12	801-035C	4-14	802-044C	5-4
198-128H	6-6	800-001C	11-2	801-035C	4-16	802-044C	5-4
198-128H	6-8	800-001C	2-10	801-035C	4-2	802-050C	5-10
198-140D	6-6	800-001C	2-14	801-035C	4-6	802-051C	7-6
198-140D	6-8	800-001C	9-2	801-035C	4-8	802-055C	2-10
198-182D	6-6	800-003C	4-4	801-035C	5-10	802-055C	2-14
198-182D	6-8	800-004C	4-2	801-045C	3-6	802-058C	7-10
198-183D	6-10	800-008C	6-18	801-054C	9-2	802-058C	7-14
198-201D	6-6	800-008C	6-2	801-057C	4-2	802-059C	3-2
198-202D	6-6	800-008C	6-22	801-076C	5-6	802-059C	3-24
198-215D	3-28	800-008C	6-4	801-085C	3-6	802-059C	7-16
198-229H	6-6	800-009C	6-14	801-115C	7-12	802-059C	7-18
198-229H	6-8	800-009C	6-2	801-115C	7-16	802-060C	11-2
198-230H	6-8	800-009C	6-4	801-115C	7-20	802-060C	7-20
198-231H	6-8	800-012C	4-20	801-115C	7-8	802-065C	11-2
198-233H	6-8	800-016C	6-22	801-001C	4-18	802-078C	4-2
198-235H	6-8	800-029C	6-14	801-003C	3-22	802-079C	3-2
198-422H	6-6	800-029C	6-16	801-007C	7-2	802-079C	3-28
198-423H	7-2	800-029C	6-18	801-018C	6-8	802-079C	3-32
198-424H	6-6	800-029C	6-20	801-035C	4-18	802-079C	3-34
198-425H	6-6	800-032C	4-20	801-035C	4-4	802-079C	3-8
198-426H	6-6	800-035C	9-6	801-056C	6-8	802-079C	4-20
198-497H	6-6	800-035C	9-8	801-059C	2-2	802-082C	2-10
198-821H	7-4	800-060C	6-16	801-059C	2-6	802-082C	2-14
199-025D	7-12	800-060C	6-20	801-078C	6-12	802-082C	3-2
199-025D	7-16	800-101C	3-6	801-084C	6-12	802-089C	4-20
199-025D	7-20	800-107C	4-2	801-141C	6-12	802-091C	3-28
199-025D	7-8	800-121C	3-26	801-143C	6-12	802-091C	3-32
199-030D	7-18	800-121C	3-4	801-154C	3-6	802-091C	5-10
199-031D	7-8	800-141C	5-6	802-001C	4-20	802-091C	5-12
199-008A	7-2	800-212C	6-2	802-004C	2-10	802-091C	5-16
199-009S	7-2	800-212C	6-4	802-004C	2-14	802-092C	3-2
199-010H	7-2	800-001C	2-8	802-004C	4-2	802-092C	3-8
199-011D	7-2	800-009C	6-8	802-004C	6-2	802-092C	4-20
199-011D	7-4	800-028C	4-18	802-005C	7-6	802-092C	4-24
199-015D	7-2	800-038C	2-8	802-007C	4-4	802-099C	10-4
199-015D	7-4	800-093C	6-12	802-013C	7-16	802-099C	11-4
199-024D	7-2	800-101C	3-22	802-014C	4-2	802-100C	7-8
1M6006	9-12	800-103C	6-6	802-014C	4-4	802-104C	2-14
200-001D	11-4	800-103C	6-8	802-014C	9-6	802-115C	9-2
200-004S	11-4	800-112C	3-2	802-015C	3-26	802-119C	7-8
200-043S	11-4	800-118C	6-6	802-015C	6-2	802-121C	6-2
201-008D	11-4	800-118C	6-8	802-015C	6-4	802-135C	11-4
201-009D	11-4	800-127C	12-4	802-017C	3-28	802-135C	2-10
206-014S	6-12	800-148C	3-2	802-017C	3-32	802-138C	10-4

Part Number Index

Part Number	Page	Part Number	Page	Part Number	Page	Part Number	Page
802-147C	6-4	802-004C	2-6	803-008C	5-12	803-027C	2-14
802-151C	7-12	802-004C	4-18	803-008C	5-14	803-027C	9-6
802-181C	11-2	802-005C	3-2	803-008C	5-16	803-027C	9-8
802-196C	4-2	802-012C	12-4	803-008C	5-4	803-029C	11-4
802-197C	7-12	802-015C	6-6	803-008C	6-2	803-031C	11-2
802-197C	7-18	802-015C	6-8	803-008C	6-4	803-032C	11-2
802-197C	7-20	802-017C	6-12	803-011C	3-26	803-035C	4-24
802-203C	3-2	802-022C	10-2	803-011C	3-4	803-035C	4-4
802-203C	3-24	802-029C	7-2	803-011C	9-2	803-035C	5-6
802-214C	5-12	802-029C	7-4	803-013C	9-2	803-036C	5-10
802-214C	5-14	802-044C	5-2	803-014C	10-4	803-036C	5-12
802-228C	6-2	802-055C	2-8	803-014C	11-2	803-036C	5-16
802-228C	6-4	802-058C	7-16	803-014C	3-10	803-036C	5-4
802-249C	9-2	802-058C	7-4	803-014C	3-12	803-036C	9-2
802-252C	4-20	802-058C	7-6	803-014C	3-14	803-046C	2-10
802-253C	9-2	802-078C	3-22	803-014C	3-16	803-046C	2-14
802-254C	9-2	802-079C	10-2	803-014C	3-18	803-053C	9-16
802-257C	3-2	802-079C	12-2	803-014C	3-20	803-053C	9-20
802-258C	3-10	802-082C	2-8	803-014C	3-24	803-084C	10-4
802-258C	3-12	802-091C	2-8	803-014C	3-26	803-088C	3-2
802-258C	3-14	802-092C	4-18	803-014C	3-28	803-088C	3-8
802-258C	3-16	802-092C	6-10	803-014C	3-32	803-088C	4-2
802-258C	3-18	802-113C	7-2	803-014C	3-34	803-088C	7-10
802-258C	3-2	802-135C	2-12	803-014C	4-20	803-088C	7-14
802-258C	3-20	802-135C	2-2	803-014C	5-10	803-099C	3-2
802-258C	3-24	802-135C	2-4	803-014C	5-12	803-147C	10-4
802-282C	5-10	802-135C	2-6	803-014C	5-16	803-148C	2-10
802-282C	5-12	802-138C	10-2	803-014C	5-4	803-148C	2-14
802-282C	5-14	802-148C	4-18	803-014C	6-2	803-159C	9-16
802-282C	5-16	802-196C	7-2	803-014C	6-4	803-159C	9-20
802-282C	5-4	802-196C	7-4	803-014C	9-4	803-169C	3-10
802-300C	5-6	802-226C	10-2	803-016C	4-4	803-169C	3-12
802-387C	3-2	802-228C	6-10	803-017C	11-4	803-169C	3-14
802-387C	3-24	802-228C	6-6	803-017C	2-10	803-169C	3-16
802-388C	10-4	802-228C	6-8	803-019C	10-4	803-169C	3-18
802-388C	3-10	802-240C	9-18	803-019C	3-34	803-169C	3-2
802-388C	3-12	802-240C	9-22	803-019C	9-2	803-169C	3-20
802-388C	3-14	802-258C	5-2	803-019C	10-4	803-169C	3-24
802-388C	3-16	802-282C	3-8	803-020C	11-4	803-169C	6-2
802-388C	3-18	802-352C	6-10	803-020C	2-10	803-169C	6-4
802-388C	3-2	802-366C	6-6	803-020C	2-14	803-169C	7-10
802-388C	3-20	802-366C	6-8	803-020C	3-10	803-169C	7-12
802-388C	3-24	802-419C	6-6	803-020C	3-12	803-169C	7-14
802-388C	3-26	802-419C	6-8	803-020C	3-14	803-169C	7-16
802-388C	3-28	802-420C	6-4	803-020C	3-16	803-169C	7-18
802-388C	3-32	802-605C	6-6	803-020C	3-18	803-169C	7-20
802-411C	3-26	802-605C	6-8	803-020C	3-2	803-169C	7-6
802-411C	3-4	802-617C	7-16	803-020C	3-20	803-169C	7-8
802-415C	6-4	802-648C	6-4	803-020C	3-24	803-177C	7-12
802-421C	7-10	803-001C	3-6	803-020C	3-28	803-177C	7-16
802-421C	7-12	803-003C	3-6	803-020C	3-32	803-177C	7-18
802-421C	7-14	803-003C	4-20	803-020C	3-34	803-177C	7-20
802-421C	7-16	803-004C	4-20	803-020C	5-10	803-177C	7-8
802-421C	7-18	803-006C	3-10	803-020C	5-12	803-178C	5-10
802-421C	7-20	803-006C	3-12	803-020C	5-14	803-178C	5-12
802-421C	7-6	803-006C	3-14	803-020C	5-16	803-178C	5-16
802-421C	7-8	803-006C	3-16	803-020C	9-2	803-178C	5-4
802-425C	3-26	803-006C	3-18	803-020C	9-4	803-194C	4-2
802-425C	3-4	803-006C	3-20	803-020C	9-6	803-199C	3-2
802-427C	6-2	803-006C	3-24	803-021C	11-2	803-199C	3-24
802-436C	5-10	803-006C	4-2	803-021C	3-2	803-208C	2-10
802-436C	5-12	803-006C	4-24	803-021C	3-2	803-209C	10-4
802-436C	5-16	803-006C	6-2	803-021C	3-24	803-209C	3-14
802-441C	3-2	803-007C	7-6	803-021C	6-4	803-209C	3-16
802-448C	3-8	803-008C	3-2	803-023C	5-10	803-209C	3-18
802-467C	3-16	803-008C	3-8	803-023C	5-12	803-209C	3-2
802-467C	3-20	803-008C	4-20	803-023C	5-16	803-209C	3-20
802-617C	7-10	803-008C	4-24	803-024C	9-2	803-209C	3-24
802-617C	7-14	803-008C	4-4	803-027C	11-2	803-209C	3-26
802-004C	2-2	803-008C	5-10	803-027C	2-10	803-209C	3-28

Part Number Index

Part Number	Page	Part Number	Page	Part Number	Page	Part Number	Page
803-209C	3-32	804-006C	3-16	804-015C	2-14	804-033C	4-20
803-209C	3-4	804-006C	3-18	804-015C	3-10	804-034C	4-20
803-209C	3-4	804-006C	3-20	804-015C	3-12	804-036C	3-4
803-209C	6-2	804-006C	3-24	804-015C	3-14	804-036C	4-4
803-001C	3-22	804-006C	4-2	804-015C	3-16	804-036C	6-2
803-003C	4-18	804-006C	4-24	804-015C	3-18	804-036C	6-4
803-006C	4-18	804-006C	5-6	804-015C	3-2	804-040C	4-4
803-006C	6-8	804-006C	6-2	804-015C	3-20	804-040C	6-2
803-007C	3-22	804-007C	2-10	804-015C	3-24	804-040C	6-4
803-012C	7-2	804-007C	2-14	804-015C	3-28	804-054C	3-6
803-013C	10-2	804-007C	5-6	804-015C	3-32	804-055C	11-4
803-014C	10-2	804-009C	3-2	804-015C	3-34	804-067C	3-2
803-014C	12-2	804-009C	3-8	804-015C	5-10	804-071C	2-10
803-014C	3-2	804-009C	4-20	804-015C	5-12	804-075C	3-6
803-014C	6-6	804-009C	4-24	804-015C	5-14	804-098C	2-10
803-014C	6-8	804-009C	4-4	804-015C	5-16	804-002C	4-18
803-015C	7-2	804-009C	5-10	804-015C	6-2	804-003C	4-18
803-017C	2-12	804-009C	5-12	804-015C	9-2	804-006C	2-2
803-017C	2-18	804-009C	5-14	804-015C	9-4	804-006C	2-6
803-017C	2-2	804-009C	5-16	804-015C	9-6	804-006C	4-18
803-017C	2-4	804-009C	5-4	804-016C	3-10	804-006C	6-8
803-019C	5-2	804-009C	6-2	804-016C	3-12	804-007C	2-2
803-020C	10-2	804-009C	6-4	804-016C	3-14	804-007C	2-6
803-020C	2-8	804-010C	10-4	804-016C	3-16	804-007C	4-18
803-021C	6-6	804-010C	5-4	804-016C	3-18	804-007C	6-8
803-021C	6-8	804-011C	3-16	804-016C	3-20	804-010C	10-2
803-023C	2-2	804-011C	3-2	804-016C	5-10	804-011C	12-2
803-023C	2-6	804-011C	3-20	804-016C	5-12	804-012C	10-2
803-027C	2-8	804-011C	3-4	804-016C	5-14	804-012C	4-18
803-035C	4-18	804-011C	3-8	804-016C	5-16	804-012C	6-12
803-036C	5-2	804-011C	5-10	804-017C	5-4	804-012C	6-6
803-043C	6-10	804-011C	5-12	804-017C	9-2	804-012C	6-8
803-046C	2-8	804-011C	5-16	804-019C	3-2	804-013C	10-2
803-058C	4-18	804-011C	5-4	804-019C	5-10	804-013C	12-2
803-069C	6-8	804-012C	10-4	804-019C	5-12	804-013C	3-2
803-084C	10-2	804-012C	4-2	804-019C	5-16	804-013C	6-12
803-088C	7-16	804-012C	4-4	804-021C	4-4	804-013C	6-6
803-088C	7-2	804-012C	6-2	804-022C	11-2	804-013C	6-8
803-088C	7-4	804-012C	6-4	804-022C	3-2	804-014C	7-2
803-088C	7-6	804-012C	9-4	804-022C	3-24	804-014C	7-4
803-147C	10-2	804-013C	10-4	804-022C	5-10	804-015C	10-2
803-148C	2-8	804-013C	11-2	804-022C	5-12	804-015C	2-8
803-169C	6-6	804-013C	3-10	804-022C	5-16	804-016C	5-2
803-169C	6-8	804-013C	3-12	804-022C	6-4	804-017C	5-2
803-178C	5-2	804-013C	3-14	804-022C	7-10	804-019C	6-8
803-185C	9-18	804-013C	3-16	804-022C	7-12	804-021C	9-18
803-185C	9-22	804-013C	3-18	804-022C	7-14	804-021C	9-22
803-187C	12-2	804-013C	3-2	804-022C	7-16	804-022C	6-6
803-199C	12-2	804-013C	3-20	804-022C	7-18	804-022C	6-8
803-207C	2-10	804-013C	3-24	804-022C	7-20	804-022C	7-4
803-207C	2-2	804-013C	3-26	804-022C	7-6	804-023C	2-8
803-208C	2-2	804-013C	3-28	804-022C	7-8	804-024C	2-8
803-229C	7-2	804-013C	3-32	804-023C	11-2	804-029C	11-2
803-229C	7-4	804-013C	3-34	804-023C	2-10	804-040C	6-10
803-239C	2-12	804-013C	3-8	804-023C	2-14	804-040C	6-6
803-239C	2-4	804-013C	4-2	804-023C	9-6	804-040C	6-8
803-274C	6-6	804-013C	4-20	804-023C	9-8	804-041C	7-2
803-274C	6-8	804-013C	4-4	804-024C	2-10	804-041C	7-4
803-293C	3-2	804-013C	5-10	804-024C	2-14	804-042C	4-18
804-001C	4-4	804-013C	5-12	804-025C	9-16	804-044C	4-18
804-002C	4-24	804-013C	5-16	804-025C	9-20	804-046C	3-22
804-002C	4-4	804-013C	5-4	804-027C	11-2	804-054C	3-22
804-002C	5-6	804-013C	5-6	804-029C	9-2	804-071C	2-2
804-003C	4-24	804-013C	6-2	804-031C	4-10	804-078C	6-12
804-003C	4-4	804-013C	6-4	804-031C	4-12	804-079C	6-8
804-006C	2-10	804-013C	9-4	804-031C	4-16	804-082C	6-8
804-006C	2-14	804-013C	9-6	804-031C	4-2	804-097C	2-10
804-006C	3-10	804-015C	10-4	804-031C	4-4	804-097C	2-2
804-006C	3-12	804-015C	11-4	804-031C	4-6	804-098C	2-2
804-006C	3-14	804-015C	2-10	804-031C	4-8	804-182C	2-12

Part Number Index

Part Number	Page	Part Number	Page	Part Number	Page	Part Number	Page
804-182C	2-4	805-148C	2-14	808-168C	5-16	814-157C	7-16
805-001C	3-34	805-148C	2-18	808-170C	5-12	814-159C	7-16
805-004C	11-2	805-148C	2-4	808-170C	5-16	814-174C	7-6
805-004C	9-14	805-148C	2-6	808-139C	5-2	814-192C	7-4
805-016C	4-4	805-166C	7-2	808-142C	5-2	814-194C	7-4
805-019C	4-20	805-166C	7-4	808-142C	5-2	815-001C	9-16
805-019C	9-16	805-257C	6-6	808-170C	5-14	815-001C	9-20
805-019C	9-20	806-004C	3-14	809-112C	5-10	816-002C	6-4
805-023C	4-4	806-004C	3-18	809-112C	5-12	816-007C	6-22
805-023C	5-10	806-004C	3-24	809-112C	5-16	816-011C	11-4
805-023C	5-12	806-004C	6-2	809-115C	5-12	816-014C	9-16
805-023C	5-16	806-005C	10-4	809-115C	5-14	816-014C	9-20
805-023C	5-4	806-005C	3-28	809-137C	5-4	816-017C	11-4
805-032C	3-28	806-005C	3-32	809-139C	5-12	816-035C	11-4
805-032C	3-32	806-005C	3-34	809-115C	4-18	816-114C	6-14
805-037C	11-2	806-005C	9-4	809-139C	5-16	816-114C	6-2
805-044C	11-2	806-046C	10-4	809-198C	6-12	816-150C	6-14
805-045C	2-10	806-051C	6-4	810-001C	11-2	816-002C	6-6
805-045C	2-14	806-051C	9-4	810-012C	9-14	816-012C	2-12
805-058C	9-2	806-076C	2-10	810-058C	9-8	816-012C	2-2
805-064C	4-24	806-076C	2-14	810-076C	11-2	816-012C	2-4
805-067C	3-6	806-093C	9-6	810-197C	9-6	816-035C	2-16
805-067C	4-2	806-093C	9-8	810-205C	9-2	816-112C	3-22
805-067C	5-12	806-046C	10-2	810-205C	9-6	816-113C	3-22
805-067C	5-14	806-051C	10-2	810-205C	9-8	816-135C	9-18
805-088C	11-2	806-051C	3-2	810-310C	9-12	816-135C	9-22
805-090C	11-2	806-051C	6-6	811-015C	9-6	816-138C	2-12
805-105C	3-2	806-051C	6-8	811-015C	9-8	816-138C	2-2
805-154C	7-10	806-066C	6-2	811-017C	9-6	816-138C	2-4
805-154C	7-12	806-076C	2-8	811-017C	9-8	816-171C	2-2
805-154C	7-14	806-107C	12-2	811-044C	9-8	816-172C	2-2
805-154C	7-16	806-110C	6-6	811-169C	9-6	816-173C	6-12
805-154C	7-18	806-110C	6-8	811-213C	11-2	816-178C	6-8
805-154C	7-20	807-007C	11-2	811-215C	11-2	816-302C	6-2
805-154C	7-6	807-020C	4-24	811-281C	9-6	816-302C	6-4
805-154C	7-8	807-079C	10-4	811-281C	9-8	817-004C	4-2
805-168C	3-2	807-106C	3-26	811-297C	9-6	817-021C	4-24
805-186C	7-10	807-106C	3-4	811-297C	9-8	817-022C	7-8
805-186C	7-12	807-106C	7-10	811-300C	9-6	817-025C	5-10
805-186C	7-14	807-106C	7-12	811-300C	9-8	817-025C	5-12
805-186C	7-16	807-106C	7-14	811-301C	11-2	817-025C	5-14
805-186C	7-18	807-106C	7-16	811-440C	9-6	817-025C	5-16
805-186C	7-20	807-106C	7-18	812-005C	11-2	817-025C	5-4
805-186C	7-6	807-106C	7-20	812-012C	6-2	817-052C	6-14
805-186C	7-8	807-106C	7-6	812-204C	6-4	817-053C	4-20
805-193C	3-2	807-106C	7-8	814-005C	11-4	817-062C	7-18
805-215C	3-2	807-116C	6-4	814-008C	11-4	817-062C	7-20
805-016C	11-2	807-118C	6-2	814-009C	11-4	817-063C	7-18
805-019C	4-18	807-076C	6-6	814-026C	11-4	817-063C	7-20
805-019C	9-18	807-076C	6-8	814-034C	7-6	817-065C	7-12
805-019C	9-22	807-079C	10-2	814-067C	7-18	817-067C	7-16
805-045C	2-8	807-088C	7-2	814-067C	7-20	817-068C	4-2
805-062C	6-6	807-088C	7-4	814-068C	7-12	817-069C	4-2
805-064C	6-8	807-095C	6-8	814-069C	7-16	817-070C	4-2
805-065C	3-28	807-101C	6-12	814-157C	7-14	817-071C	4-2
805-067C	4-18	807-172C	6-6	814-158C	7-10	817-073C	4-2
805-067C	5-2	808-040C	5-16	814-159C	7-14	817-074C	4-2
805-067C	6-6	808-046C	5-10	814-160C	7-10	817-075C	4-2
805-067C	7-2	808-046C	5-12	814-005C	2-16	817-081C	7-6
805-067C	7-4	808-046C	5-16	814-008C	2-16	817-084C	6-2
805-073C	6-8	808-141C	5-4	814-010C	7-8	817-084C	6-4
805-098C	2-10	808-143C	5-10	814-021C	7-8	817-084C	7-10
805-098C	2-12	808-143C	5-12	814-026C	2-16	817-084C	7-12
805-098C	2-14	808-143C	5-16	814-038C	2-16	817-084C	7-14
805-098C	2-18	808-157C	5-6	814-081C	6-10	817-084C	7-16
805-098C	2-2	808-167C	5-10	814-082C	6-10	817-084C	7-18
805-098C	2-4	808-167C	5-12	814-083C	6-10	817-084C	7-20
805-098C	2-6	808-167C	5-16	814-084C	7-2	817-084C	7-6
805-125C	5-2	808-168C	5-10	814-085C	7-2	817-084C	7-8
805-148C	2-12	808-168C	5-12	814-085C	7-4	817-086C	3-6

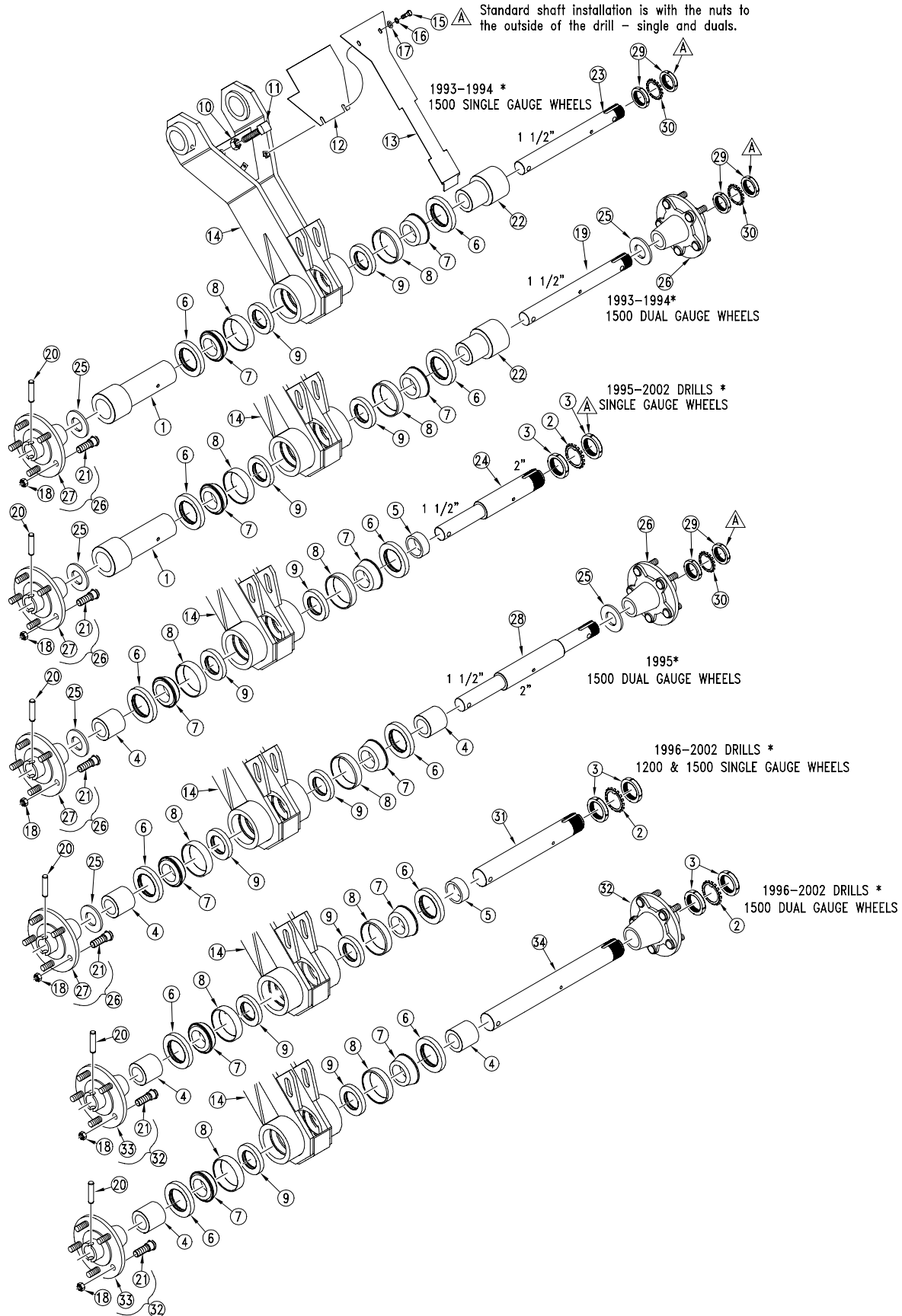
Part Number Index

Part Number	Page	Part Number	Page	Part Number	Page	Part Number	Page
817-127C	6-18	822-008C	4-4	838-467C	3-22		
817-132C	7-10	822-018C	11-4	838-467C	8-4		
817-132C	7-12	822-021C	11-4	838-482C	3-2		
817-132C	7-14	822-030C	9-16	838-482C	8-2		
817-132C	7-16	822-030C	9-20	890-005C	9-2		
817-132C	7-18	822-032C	5-10	890-026C	4-20		
817-132C	7-20	822-032C	5-12	890-153C	3-10		
817-132C	7-6	822-032C	5-16	890-153C	3-12		
817-132C	7-8	822-032C	5-4	890-153C	3-16		
817-133C	6-2	822-034C	11-4	890-153C	3-20		
817-133C	6-4	822-041C	3-8	890-182C	11-2		
817-296C	7-14	822-080C	9-16	890-198C	7-16		
817-297C	7-10	822-080C	9-20	890-199C	7-12		
817-009C	4-18	822-083C	4-20	890-221C	3-4		
817-010C	4-18	822-095C	7-12	890-282C	5-6		
817-021C	6-8	822-095C	7-16	890-305C	3-6		
817-023C	7-8	822-095C	7-18	890-308C	3-26		
817-025C	5-2	822-095C	7-20	890-351C	10-4		
817-025C	5-2	822-095C	7-8	890-001C	5-2		
817-026C	4-18	822-103C	4-2	890-003C	5-2		
817-042C	3-2	822-117C	2-10	890-213C	9-18		
817-059C	6-8	822-117C	2-14	890-213C	9-22		
817-083C	6-6	822-118C	2-10	890-295C	5-2		
817-083C	6-8	822-118C	2-14	890-311C	3-2		
817-083C	7-2	822-119C	5-10	890-312C	3-2		
817-084C	6-6	822-119C	5-12	890-351C	10-2		
817-084C	6-8	822-119C	5-16	890-390C	3-2		
817-087C	4-2	822-119C	5-4	890-524C	7-2		
817-092C	6-8	822-126C	5-12	890-524C	7-4		
817-134C	6-12	822-126C	5-14	890-598C	7-2		
817-191C	6-12	822-126C	5-16	890-598C	7-4		
817-296C	7-16	822-128C	3-8	890-640C	3-2		
817-314C	6-2	822-170C	7-10	890-648C	3-2		
817-314C	6-4	822-170C	7-14	990-024R	4-20		
817-315C	6-6	822-019C	11-4	990-082R	12-4		
817-330C	7-6	822-020C	11-4	A-1845	9-14		
817-516C	3-2	822-023C	7-2	A-1906	9-14		
818-003C	8-2	822-033C	11-4	A-2526	9-14		
818-055C	3-10	822-045C	9-18	B-988	9-14		
818-055C	3-12	822-045C	9-22	V-07153	12-6		
818-055C	3-14	822-050C	9-18	V2B25F	12-8		
818-055C	3-16	822-050C	9-22				
818-055C	3-18	822-095C	6-10				
818-055C	3-20	822-095C	6-6				
818-055C	3-24	822-095C	6-8				
818-188C	8-2	822-095C	7-16				
818-229C	8-2	822-117C	2-12				
818-230C	8-2	822-117C	2-2				
818-295C	3-6	822-117C	2-4				
818-296C	3-6	822-117C	2-6				
818-369C	8-2	822-118C	2-12				
818-370C	8-2	822-118C	2-2				
818-412C	8-2	822-118C	2-4				
818-415C	8-2	822-118C	2-6				
818-496C	8-2	822-170C	7-16				
818-019C	11-2	822-170C	7-4				
818-207C	8-4	822-170C	7-6				
818-245C	8-4	829-011C	12-4				
818-339C	8-2	829-011C	12-6				
818-398C	8-2	829-089C	12-4				
818-587C	8-2	830-013C	12-4				
818-590C	8-2	830-034C	12-4				
819-001C	4-4	830-061C	12-4				
819-034C	4-24	830-085C	12-4				
819-045C	5-6	830-087C	12-4				
819-059C	5-6	838-102C	8-2				
819-041C	4-18	838-158C	8-2				
820-094C	9-20	838-161C	8-2				
820-094C	9-22	838-265C	8-2				
820-098C	9-18	838-266C	8-2				

Part Number Index

<u>Part Number</u>	<u>Page</u>	<u>Part Number</u>	<u>Page</u>	<u>Part Number</u>	<u>Page</u>	<u>Part Number</u>	<u>Page</u>
--------------------	-------------	--------------------	-------------	--------------------	-------------	--------------------	-------------

1200 and 1500 Drive Gauge Wheel Arm (1993-2002)



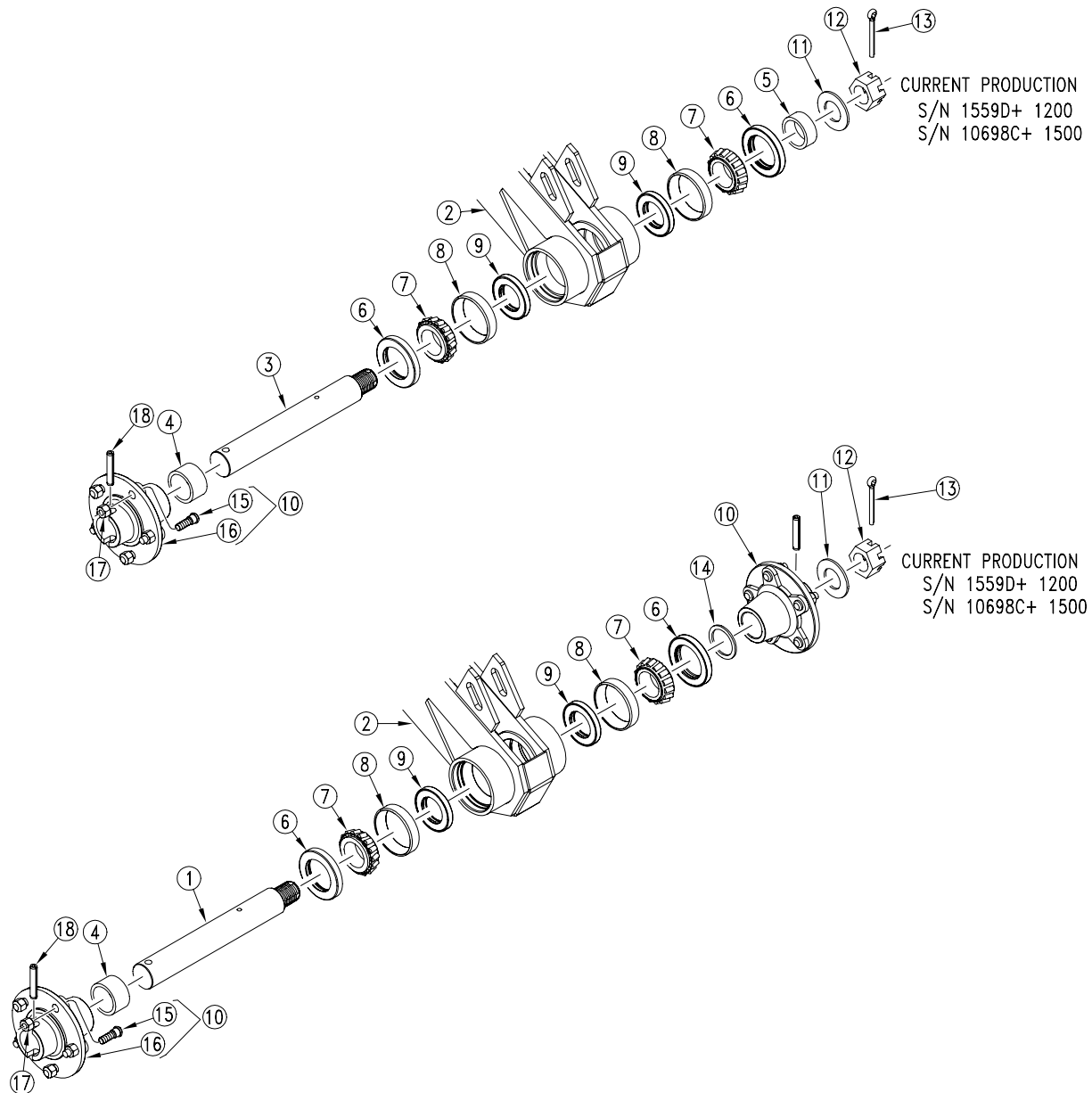
12368

1200 and 1500 Drive Gauge Wheel Arm (1993-2002)

Ref.	Part No.	Part Description	Comments
1.	120-240D	BEARING SPACER TUBE, EXTENDED	Single gauge wheels
2.	804-098C	WASHER BEARING LOCK, TW110	For 2 inch shafts
3.	803-208C	NUT BEARING LOCK, TN-10	For 2 inch shafts
4.	120-242D	AXLE SPACER TUBE;LONG	
5.	120-198D	AXLE SPACER TUBE	
6.	816-138C	SEAL DBL LIP 2.5 ID X 3.881 OD	
	816-171C	RPBY 816-138C	
7.	822-117C	BEARING CONE 2 TIM33889	
8.	822-118C	BEARING CUP 2 TIM33821	
9.	816-012C	SEAL 3.375 X 2.0 X.438 CR20125	
	816-172C	RPBY 816-012C	
10.	803-023C	NUT HEX JAM 5/8-11 PLT	
11.	801-059C	SCREW SQ HD 5/8-11X3 1/2 GR5	
12.	120-230D	G.W. ARM EXTENDED CHAIN GUARD	
13.	120-197D	GAUGE WHEEL ARM CHAIN GUARD	
14.	120-208H	GAUGE WHEEL ARM	
15.	802-004C	HHCS 1/4-20X3/4 GR5	
16.	804-006C	WASHER LOCK SPRING 1/4 PLT	
17.	804-007C	WASHER FLAT 1/4 SAE PLT	
18.	803-017C	NUT LUG 1/2-20X90DEG PLT 13/16	
19.	120-193D	SPNDL 1.5X19 9/16W/1.36-18 THD	
20.	805-098C	PIN SPIROL 1/2 X 2 3/4	
21.	802-135C	HUB STUD 1/2-20X1 5/8 GR5	
22.	148-514D	ALL SEEDS AXLE SPACER TUBE	
23.	120-191D	SPNDL 1.5X 15 3/8 W/1.36-18THD	
24.	120-243D	SPNDL 2-1.5X14 27/32W/1.95-18T	Single gauge wheels - before 1996
25.	804-071C	WASHER FLAT 1 1/2 SAE PLT	
26.	120-216S	HUB 5 BLT 1.5BORE 1/2-20 STUDS	
27.	120-194D	HUB 5-BOLT 1.5 BORE 4PILOT	
28.	120-244D	SPNDL 2-1.5X19 9/16W/1.36-18TH	1500 dual gauge wheels - before 1996
29.	803-207C	NUT BEARING LOCK, TN-07	For 1-1/2 inch shafts
30.	804-097C	WASHER BEARING LOCK, TW107	For 1-1/2 inch shafts.
31.	120-321D	SPNDL 2 X 15 W/ 1.5-12 THD	
32.	120-237S	HUB 5 BOLT SUB ASSEMBLY	
33.	120-253D	HUB 5-BOLT 2 DIA BORE	
34.	120-192D	SPNDL 2 -OBSO REPL BY 120-315A	

Legend: ● = 1st revision; ● = 2nd revision; ● = 3rd revision; ● = use up existing stock; ⊗ = not interchangeable; ⊗ ⊕ ● = for example: revision 2 is not interchangeable w/revision 1

1200 and 1500 Drive Gauge Wheel Arm (2003+)



22548

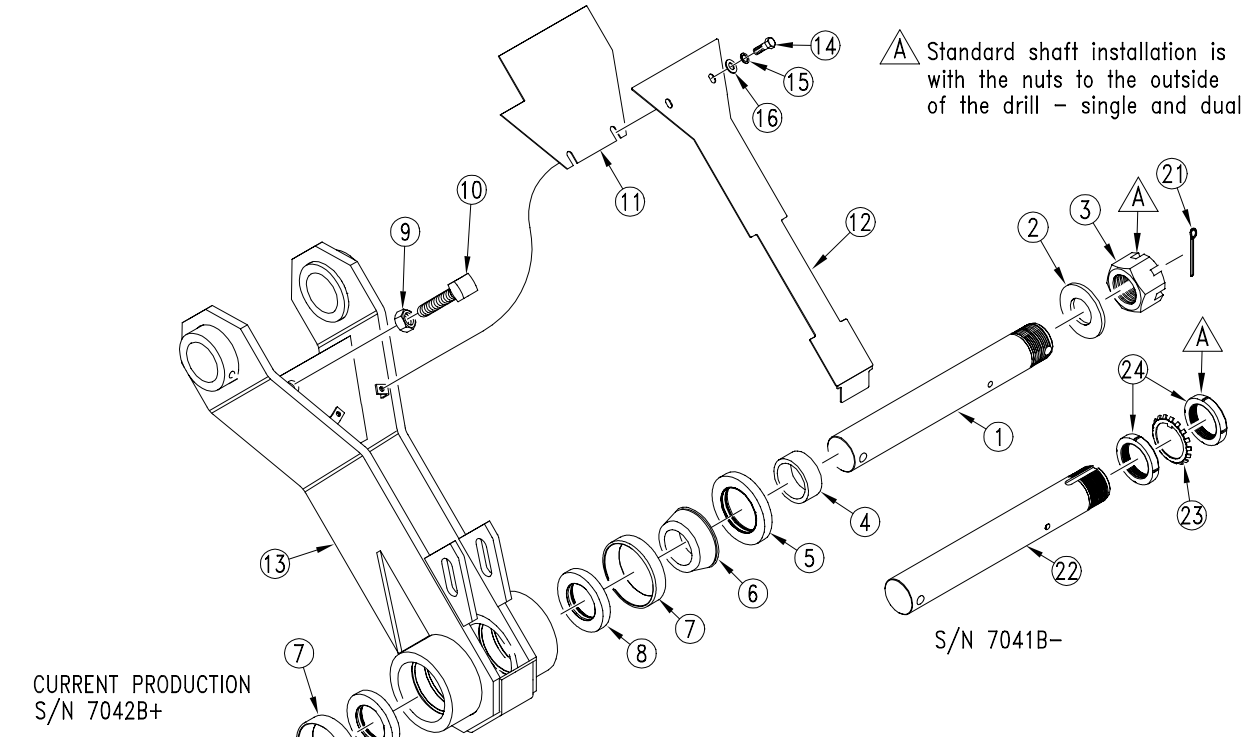
1200 and 1500 Drive Gauge Wheel Arm (2003+)

Ref.	Part No.	Part Description	Comments
1.	120-322D	SPNDL 2 X 20.53 W/ 1.5-12 THD	
2.	120-208H	GAUGE WHEEL ARM	
3.	120-321D	SPNDL 2 X 15 W/ 1.5-12 THD	
4.	120-242D	AXLE SPACER TUBE;LONG	
5.	120-198D	AXLE SPACER TUBE	
6.	816-138C	SEAL DBL LIP 2.5 ID X 3.881 OD	
7.	822-117C	BEARING CONE 2 TIM33889	
8.	822-118C	BEARING CUP 2 TIM33821	
9.	816-012C	SEAL 3.375 X 2.0 X.438 CR20125	
10.	120-237S	HUB 5 BOLT SUB ASSEMBLY	
11.	804-182C	WASHER HARD 1 1/2 MILCARB GR8	
12.	803-239C	NUT HEX SLOTTED 1 1/2-12	
13.	805-148C	PIN COTTER 3/8 X 3 PLT	
14.	195-234D	WASHER FLAT 2 ID X 2 5/8 X 10G	
15.	802-135C	HUB STUD 1/2-20X1 5/8 GR5	
16.	120-253D	HUB 5-BOLT 2 DIA BORE	
17.	803-017C	NUT LUG 1/2-20X90DEG PLT 13/16	
18.	805-098C	PIN SPIROL 1/2 X 2 3/4	

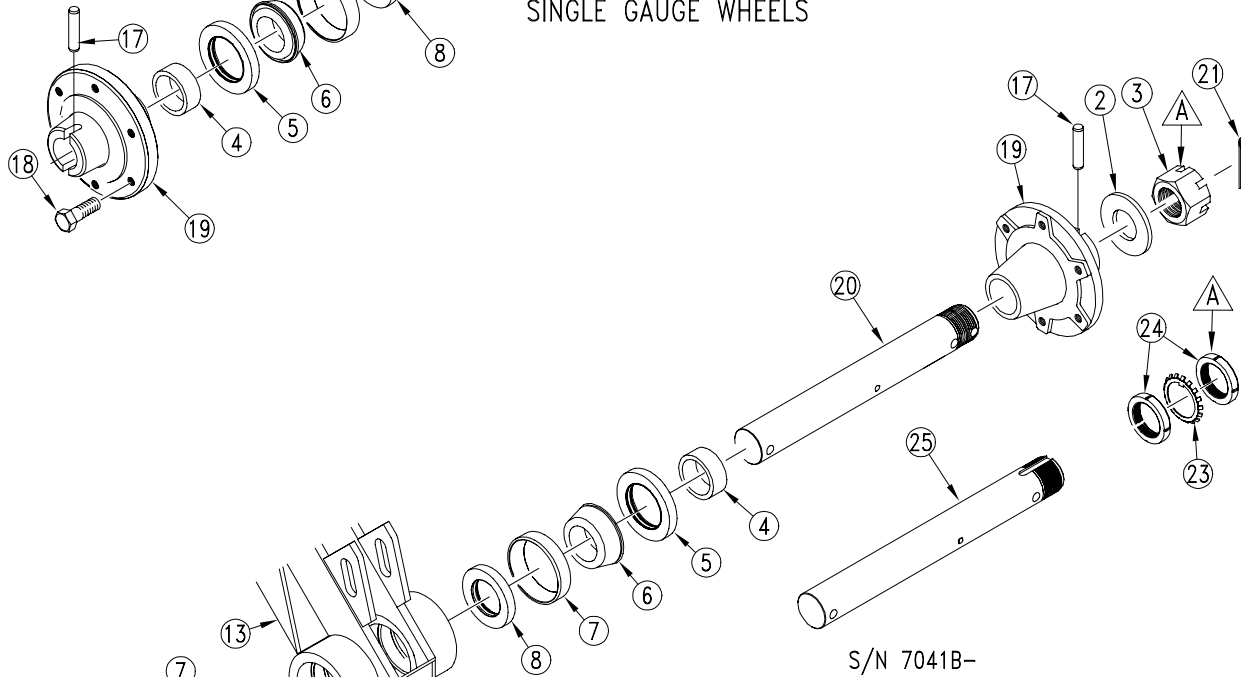
Legend: ● = 1st revision; ● = 2nd revision; ● = 3rd revision; ● = use up existing stock; ⊗ = not interchangeable; ⊗ ① ● = for example: revision 2 is not interchangeable w/revision 1

2000 Drive Gauge Wheel Arm

A Standard shaft installation is with the nuts to the outside of the drill - single and duals.

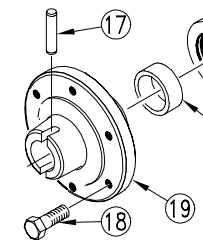


SINGLE GAUGE WHEELS



DUAL GAUGE WHEELS

CURRENT PRODUCTION S/N 7042B+



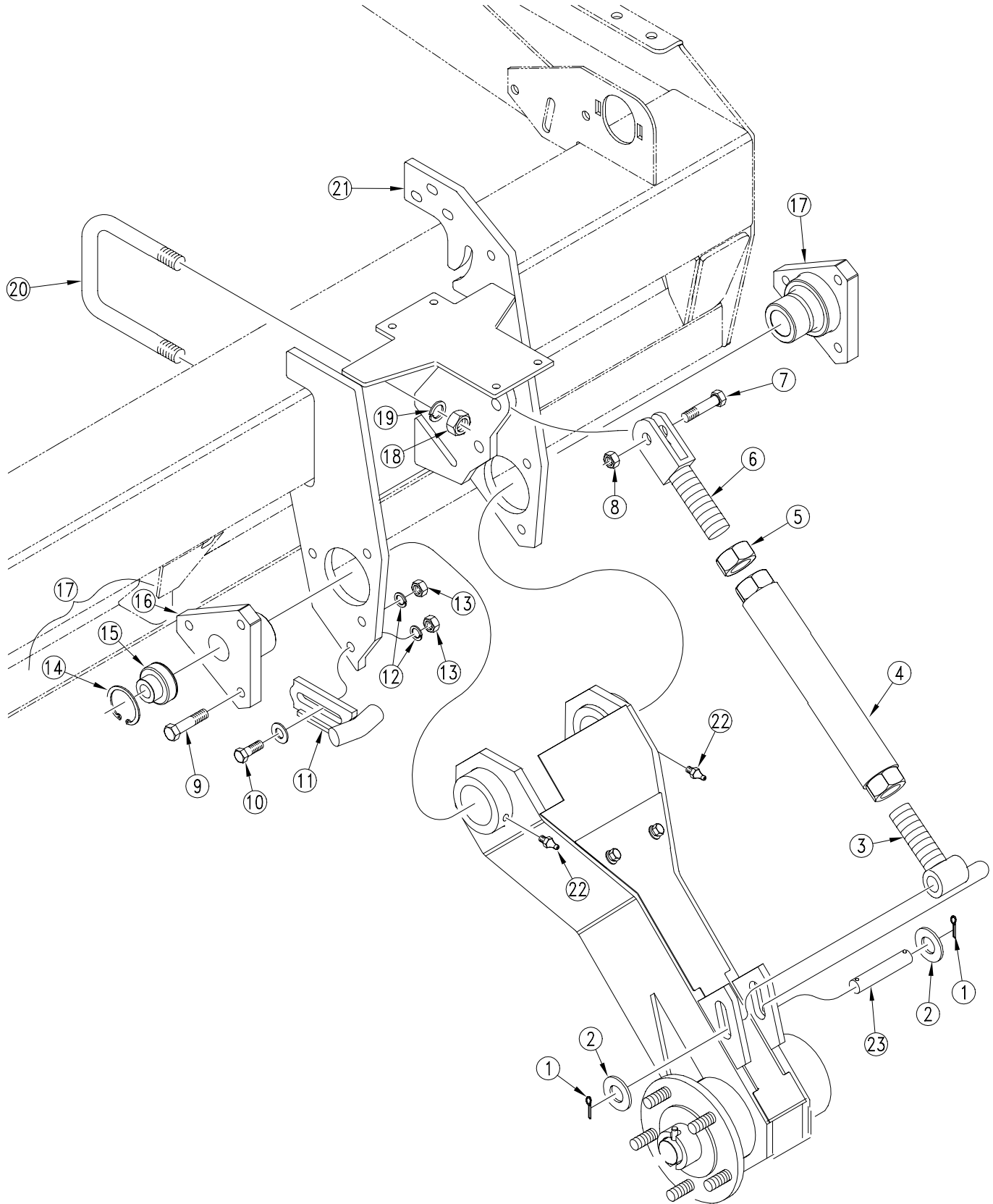
18784

2000 Drive Gauge Wheel Arm

Ref.	Part No.	Part Description	Comments
1.	⊗ 120-321D	SPNDL 2 X 15 W/ 1.5-12 THD	(S/N 7042B+) Single gauge wheels.
2.	⊗ 804-182C	WASHER HARD 1 1/2 MILCARB GR8	(S/N 7042B+)
3.	⊗ 803-239C	NUT HEX SLOTTED 1 1/2-12	(S/N 7042B+)
4.	120-198D	AXLE SPACER TUBE	
5.	⊗ 816-138C	SEAL DBL LIP 2.5 ID X 3.881 OD	
	● ① 816-171C	SEAL CR25102 REPL BY 816-138C	
6.	822-117C	BEARING CONE 2 TIM33889	
7.	822-118C	BEARING CUP 2 TIM33821	
8.	⊗ 816-012C	SEAL 3.375 X 2.0 X.438 CR20125	
	● ① 816-172C	SEAL 2CR20125 RPL BY 816-012C	
9.	803-023C	NUT HEX JAM 5/8-11 PLT	
10.	801-059C	SCREW SQ HD 5/8-11X3 1/2 GR5	
11.	120-230D	G.W. ARM EXTENDED CHAIN GUARD	
12.	120-197D	GAUGE WHEEL ARM CHAIN GUARD	
13.	120-208H	GAUGE WHEEL ARM	
14.	802-004C	HHCS 1/4-20X3/4 GR5	
15.	804-006C	WASHER LOCK SPRING 1/4 PLT	
16.	804-007C	WASHER FLAT 1/4 SAE PLT	
17.	805-098C	PIN SPIROL 1/2 X 2 3/4	
18.	802-135C	HUB STUD 1/2-20X1 5/8 GR5	
19.	120-195D	HUB 6-BOLT 2 BORE 4.62 PILOT	
20.	⊗ 120-322D	SPNDL 2 X 20.53 W/ 1.5-12 THD	(S/N 7042B+) Dual gauge wheels.
21.	805-148C	PIN COTTER 3/8 X 3 PLT	
22.	① 120-224D	SPNDL 2 X 15 W/1.95-18 THD	(S/N 7041B-) Single gauge wheels.
23.	① 804-098C	WASHER BEARING LOCK, TW110	(S/N 7041B-)
24.	① 803-208C	NUT BEARING LOCK, TN-10	(S/N 7041B-)
25.	① 120-192D	SPNDL 2 X 20 17/32W/1.95-18THD	(S/N 7041B-) Dual gauge wheels.

Legend: ① = 1st revision; ⊗ = 2nd revision; ⊕ = 3rd revision; ● = use up existing stock; ⊗ = not interchangeable; ⊗ ① ⊕ = for example: revision 2 is not interchangeable w/revision 1

Drive Gauge Wheel Mount



18786

Drive Gauge Wheel Mount

Ref.	Part No.	Part Description	Comments
1.	805-045C	PIN COTTER 5/32 X 1 1/4 LG	
2.	804-024C	WASHER FLAT 3/4 USS PLT	
3.	120-213H	ADJUSTMENT TUBE EYE BOLT	
4.	120-214H	ADJUSTMENT TUBE WLDMT	
5.	803-046C	NUT HEX JAM 1 1/4-7 LH THD PLT	
6.	120-001E	UPPER GAUGE WHEEL CLEVIS	
7.	802-055C	HHCS 5/8-11X2 GR5	
8.	803-148C	NUT HEX NYLOCK 5/8-11 PLT	
9.	802-082C	HHCS 1/2-13X1 3/4 GR5	
10.	802-091C	HHCS 1/2-13X1 1/2 GR5	
11.	120-211H	GAUGE WHEEL BRAKE	
12.	804-015C	WASHER LOCK SPRING 1/2 PLT	
13.	803-020C	NUT HEX 1/2-13 PLT	
14.	800-038C	SNAP RING INT 2.05 OD	
15.	188-004V	BEARING .755 HEX BORE W/S-S	
16.	120-188D	3 BOLT PIVOT CAST W/BRG SEAT	
17.	120-215S	3 BOLT PIVOT BEARING ASSY	Includes items 14, 15 and 16.
18.	803-027C	NUT HEX 3/4-10 PLT	
19.	804-023C	WASHER LOCK SPRING 3/4 PLT	
20.	806-076C	U-BOLT 3/4-10 X 6 1/32 X 9	
21.	120-209H	GAUGE WHEEL MOUNT LH DRIVE	(Shown). For 15' & 20' only
	120-210H	GAUGE WHEEL MOUNT RH DRIVE	For 12' only
22.	800-001C	GREASE ZERK STRAIGHT 1/4-28	
23.	120-229D	PIN,3/4X3 1/4 USE W/3/16 HOLES	

Legend: ● = 1st revision; ● = 2nd revision; ● = 3rd revision; ● = use up existing stock; ⊗ = not interchangeable; ⊗ ① ● = for example: revision 2 is not interchangeable w/revision 1

1200 and 1500 Nondrive Gauge Wheel (1993-2002)

▲ Standard shaft installation is with the nuts to the outside of the drill - single and duals.

1996-2002
SINGLE GAUGE WHEELS

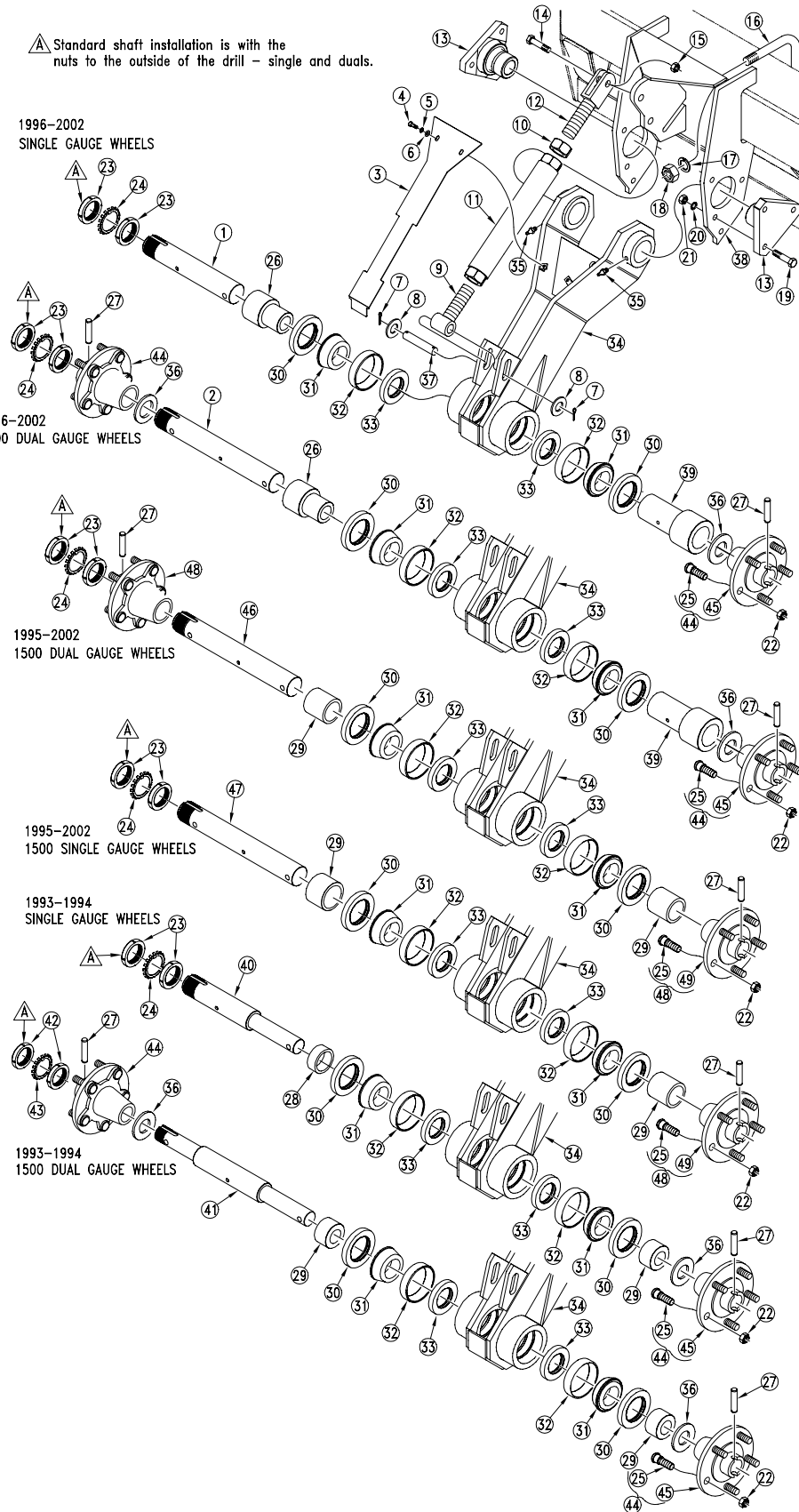
1996-2002
1500 DUAL GAUGE WHEELS

1995-2002
1500 DUAL GAUGE WHEELS

1995-2002
1500 SINGLE GAUGE WHEELS

1993-1994
SINGLE GAUGE WHEELS

1993-1994
1500 DUAL GAUGE WHEELS



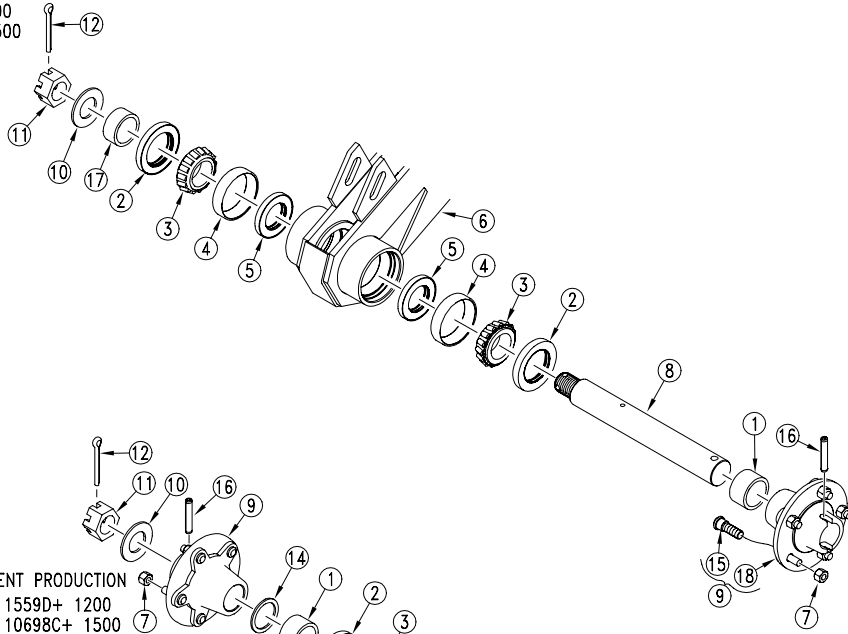
1200 and 1500 Nondrive Gauge Wheel (1993-2002)

Ref.	Part No.	Part Description	Comments
1.	120-191D	SPNDL 1.5X 15 3/8 W/1.36-18THD	Single gauge wheels.
2.	120-193D	SPNDL 1.5X19 9/16W/1.36-18 THD	1500 dual gauge wheels.
3.	120-197D	GAUGE WHEEL ARM CHAIN GUARD	
4.	802-004C	HHCS 1/4-20X3/4 GR5	
5.	804-006C	WASHER LOCK SPRING 1/4 PLT	
6.	804-007C	WASHER FLAT 1/4 SAE PLT	
7.	805-045C	PIN COTTER 5/32 X 1 1/4 LG	
8.	804-024C	WASHER FLAT 3/4 USS PLT	
9.	120-213H	ADJUSTMENT TUBE EYE BOLT	
10.	803-046C	NUT HEX JAM 1 1/4-7 LH THD PLT	
11.	120-214H	ADJUSTMENT TUBE WLDMT	
12.	120-001E	UPPER GAUGE WHEEL CLEVIS	
13.	120-223D	3 BOLT PIVOT CAST MACHINED	
14.	802-055C	HHCS 5/8-11X2 GR5	
15.	803-148C	NUT HEX NYLOCK 5/8-11 PLT	
16.	806-076C	U-BOLT 3/4-10 X 6 1/32 X 9	
17.	804-023C	WASHER LOCK SPRING 3/4 PLT	
18.	803-027C	NUT HEX 3/4-10 PLT	
19.	802-082C	HHCS 1/2-13X1 3/4 GR5	
20.	804-015C	WASHER LOCK SPRING 1/2 PLT	
21.	803-020C	NUT HEX 1/2-13 PLT	
22.	803-017C	NUT LUG 1/2-20X90DEG PLT 13/16	
23.	803-208C	NUT BEARING LOCK, TN-10	For 2 inch shaft.
24.	804-098C	WASHER BEARING LOCK, TW110	For 2 inch shaft.
25.	802-135C	HUB STUD 1/2-20X1 5/8 GR5	
26.	148-514D	ALL SEEDS AXLE SPACER TUBE	
27.	805-098C	PIN SPIROL 1/2 X 2 3/4	
28.	120-198D	AXLE SPACER TUBE	
29.	120-242D	AXLE SPACER TUBE;LONG	
30.	⊗ 816-138C	SEAL DBL LIP 2.5 ID X 3.881 OD	
	● ① 816-171C	SEAL CR25102 REPL BY 816-138C	
31.	822-117C	BEARING CONE 2 TIM33889	
32.	822-118C	BEARING CUP 2 TIM33821	
33.	⊗ 816-012C	SEAL 3.375 X 2.0 X.438 CR20125	
	● ① 816-172C	SEAL 2CR20125 RPL BY 816-012C	
34.	120-208H	GAUGE WHEEL ARM	
35.	800-001C	GREASE ZERK STRAIGHT 1/4-28	
36.	804-071C	WASHER FLAT 1 1/2 SAE PLT	
37.	120-229D	PIN,3/4X3 1/4 USE W/3/16 HOLES	
38.	120-217H	GAUGE WHEEL MOUNT NON DRIVE	
39.	120-240D	BEARING SPACER TUBE, EXTENDED	Includes items 25 and 26.
40.	120-243D	SPNDL 2-1.5X14 27/32W/1.95-18T	Single gauge wheels - before 1996.
41.	120-244D	SPNDL 2-1.5X19 9/16W/1.36-18TH	1500 dual gauge wheels - before 1996.
42.	803-207C	NUT BEARING LOCK, TN-07	For 1-1/2 inch shaft.
43.	804-097C	WASHER BEARING LOCK, TW107	For 1-1/2 inch shaft.
44.	120-216S	HUB 5 BLT 1.5BORE 1/2-20 STUDS	Includes items 25 and 46.
45.	120-194D	HUB 5-BOLT 1.5 BORE 4PILOT	
46.	120-192D	SPNDL 2 -OBSO REPL BY 120-315A	
47.	120-224D	REP BY 120-314A	
48.	120-237S	HUB 5 BOLT SUB ASSEMBLY	
49.	120-253D	HUB 5-BOLT 2 DIA BORE	

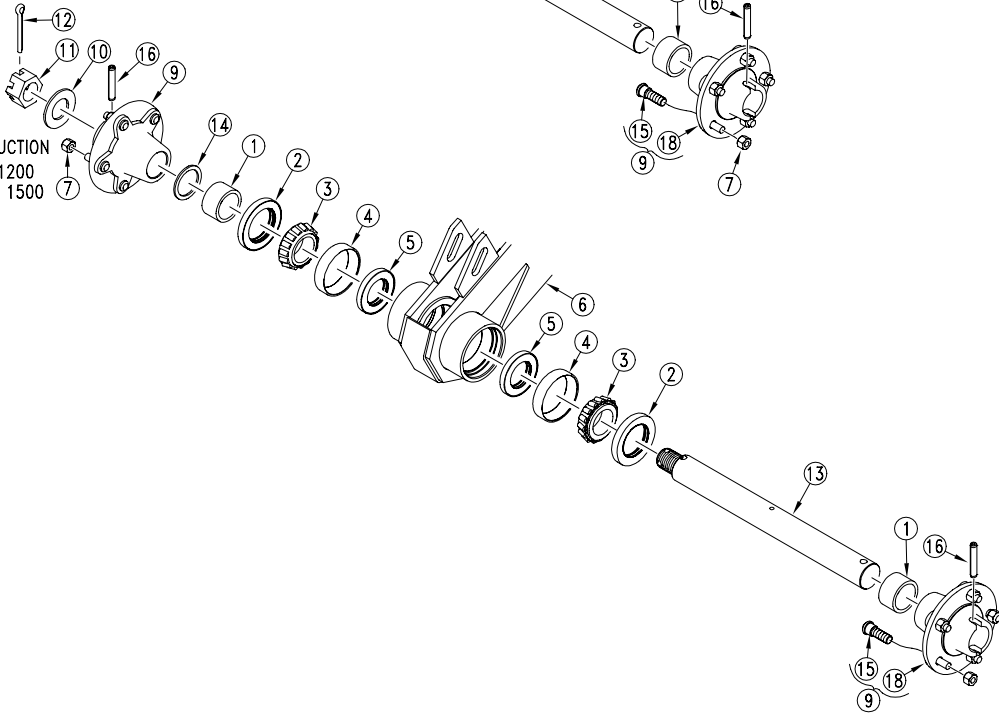
Legend: ● = 1st revision; ⊗ = 2nd revision; ⊗ = 3rd revision; ● = use up existing stock; ⊗ = not interchangeable; ⊗ ① = for example: revision 2 is not interchangeable w/revision 1

1200 and 1500 Nondrive Gauge Wheel (2003+)

CURRENT PRODUCTION
S/N 1559D+ 1200
S/N 10698C+ 1500



CURRENT PRODUCTION
S/N 1559D+ 1200
S/N 10698C+ 1500



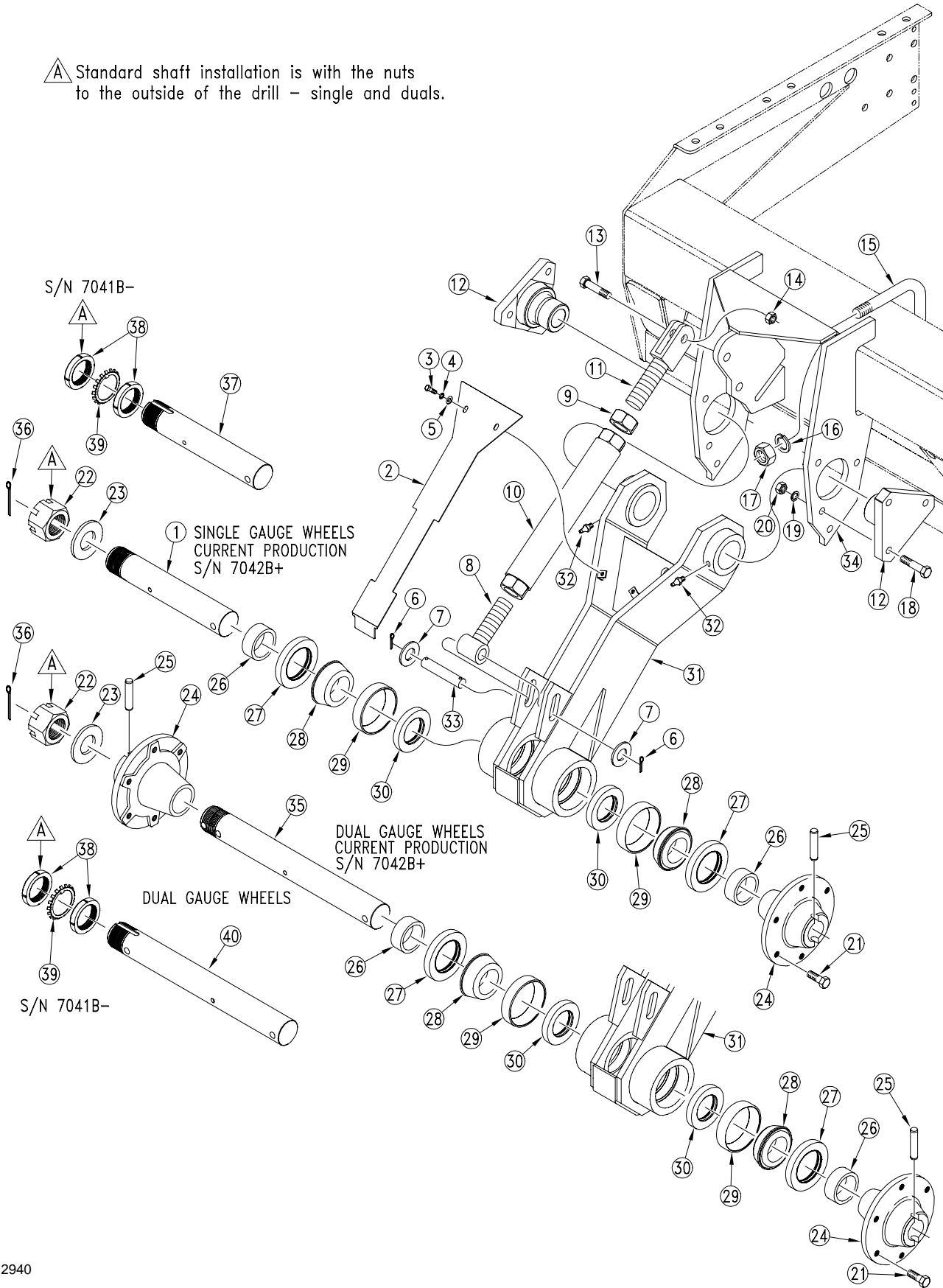
1200 and 1500 Nondrive Gauge Wheel (2003+)

Ref.	Part No.	Part Description	Comments
1.	120-242D	AXLE SPACER TUBE;LONG	
2.	816-138C	SEAL DBL LIP 2.5 ID X 3.881 OD	
3.	822-117C	BEARING CONE 2 TIM33889	
4.	822-118C	BEARING CUP 2 TIM33821	
5.	816-012C	SEAL 3.375 X 2.0 X.438 CR20125	
6.	120-208H	GAUGE WHEEL ARM	
7.	803-017C	NUT LUG 1/2-20X90DEG PLT 13/16	
8.	120-321D	SPNDL 2 X 15 W/ 1.5-12 THD	
9.	120-237S	HUB 5 BOLT SUB ASSEMBLY	
10.	804-182C	WASHER HARD 1 1/2 MILCARB GR8	
11.	803-239C	NUT HEX SLOTTED 1 1/2-12	
12.	805-148C	PIN COTTER 3/8 X 3 PLT	
13.	120-322D	SPNDL 2 X 20.53 W/ 1.5-12 THD	
14.	195-234D	WASHER FLAT 2 ID X 2 5/8 X 10G	
15.	802-135C	HUB STUD 1/2-20X1 5/8 GR5	
16.	805-098C	PIN SPIROL 1/2 X 2 3/4	
17.	120-198D	AXLE SPACER TUBE	
18.	120-253D	HUB 5-BOLT 2 DIA BORE	

Legend: ● = 1st revision; ● = 2nd revision; ● = 3rd revision; ● = use up existing stock; ⊗ = not interchangeable; ⊗ ① ● = for example: revision 2 is not interchangeable w/revision 1

2000 Nondrive Gauge Wheel

▲ Standard shaft installation is with the nuts to the outside of the drill – single and duals.



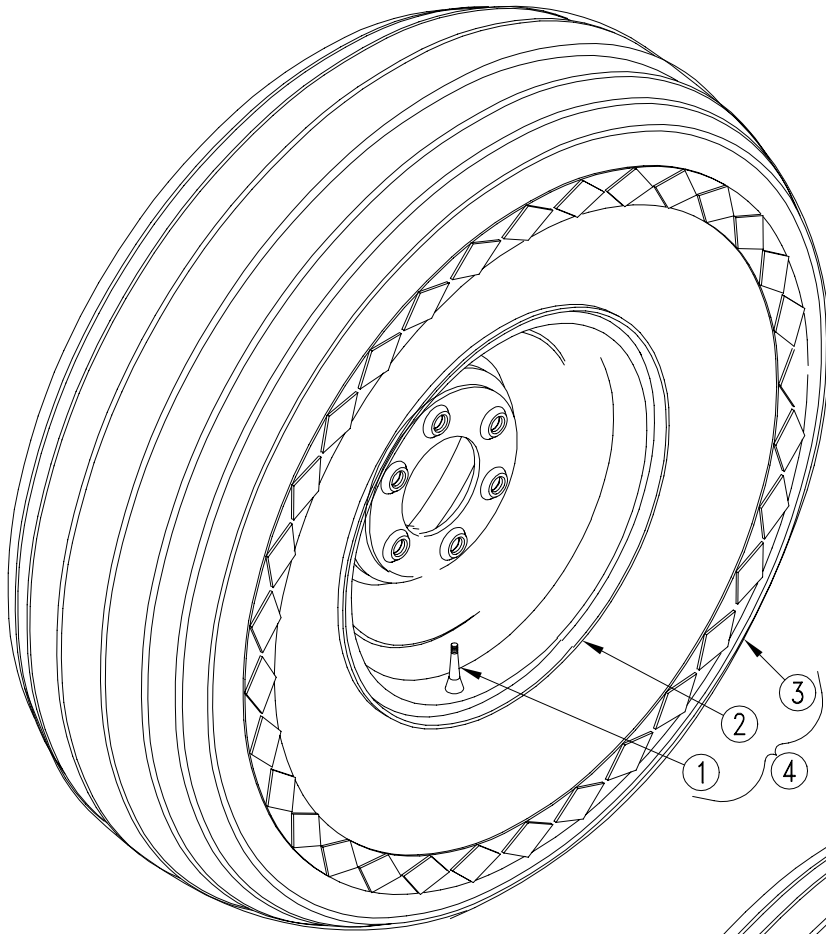
12940

2000 Nondrive Gauge Wheel

Ref.	Part No.	Part Description	Comments
1.	⊗ 120-321D	SPNDL 2 X 15 W/ 1.5-12 THD	(S/N 7042B+) Single gauge wheels.
2.	120-197D	GAUGE WHEEL ARM CHAIN GUARD	
3.	802-004C	HHCS 1/4-20X3/4 GR5	
4.	804-006C	WASHER LOCK SPRING 1/4 PLT	
5.	804-007C	WASHER FLAT 1/4 SAE PLT	
6.	805-045C	PIN COTTER 5/32 X 1 1/4 LG	
7.	804-024C	WASHER FLAT 3/4 USS PLT	
8.	120-213H	ADJUSTMENT TUBE EYE BOLT	
9.	803-046C	NUT HEX JAM 1 1/4-7 LH THD PLT	
10.	120-214H	ADJUSTMENT TUBE WLDMT	
11.	120-001E	UPPER GAUGE WHEEL CLEVIS	
12.	120-223D	3 BOLT PIVOT CAST MACHINED	
13.	802-055C	HHCS 5/8-11X2 GR5	
14.	803-148C	NUT HEX NYLOCK 5/8-11 PLT	
15.	806-076C	U-BOLT 3/4-10 X 6 1/32 X 9	
16.	804-023C	WASHER LOCK SPRING 3/4 PLT	
17.	803-027C	NUT HEX 3/4-10 PLT	
18.	802-082C	HHCS 1/2-13X1 3/4 GR5	
19.	804-015C	WASHER LOCK SPRING 1/2 PLT	
20.	803-020C	NUT HEX 1/2-13 PLT	
21.	802-104C	BOLT WHEEL 1/2-20X1 90-DEG	
22.	⊗ 803-239C	NUT HEX SLOTTED 1 1/2-12	(S/N 7042B+)
23.	⊗ 804-182C	WASHER HARD 1 1/2 MILCARB GR8	(S/N 7042B+)
24.	120-195D	HUB 6-BOLT 2 BORE 4.62 PILOT	
25.	805-098C	PIN SPIROL 1/2 X 2 3/4	
26.	120-198D	AXLE SPACER TUBE	
27.	⊗ 816-138C	SEAL DBL LIP 2.5 ID X 3.881 OD	
	● ① 816-171C	SEAL CR25102 REPL BY 816-138C	
28.	822-117C	BEARING CONE 2 TIM33889	
29.	822-118C	BEARING CUP 2 TIM33821	
30.	⊗ 816-012C	SEAL 3.375 X 2.0 X.438 CR20125	
	● ① 816-172C	SEAL 2CR20125 RPL BY 816-012C	
31.	120-208H	GAUGE WHEEL ARM	
32.	800-001C	GREASE ZERK STRAIGHT 1/4-28	
33.	120-229D	PIN,3/4X3 1/4 USE W/3/16 HOLES	
34.	120-217H	GAUGE WHEEL MOUNT NON DRIVE	
35.	⊗ 120-322D	SPNDL 2 X 20.53 W/ 1.5-12 THD	(S/N 7042B+) Dual gauge wheels.
36.	805-148C	PIN COTTER 3/8 X 3 PLT	
37.	① 120-224D	SPNDL 2 X 15 W/1.95-18 THD	(S/N 7041B-) Single gauge wheels.
38.	① 803-208C	NUT BEARING LOCK, TN-10	(S/N 7041B-)
39.	① 804-098C	WASHER BEARING LOCK, TW110	(S/N 7041B-)
40.	① 120-192D	SPNDL 2 X 20 17/32W/1.95-18THD	(S/N 7041B-) Dual gauge wheels.

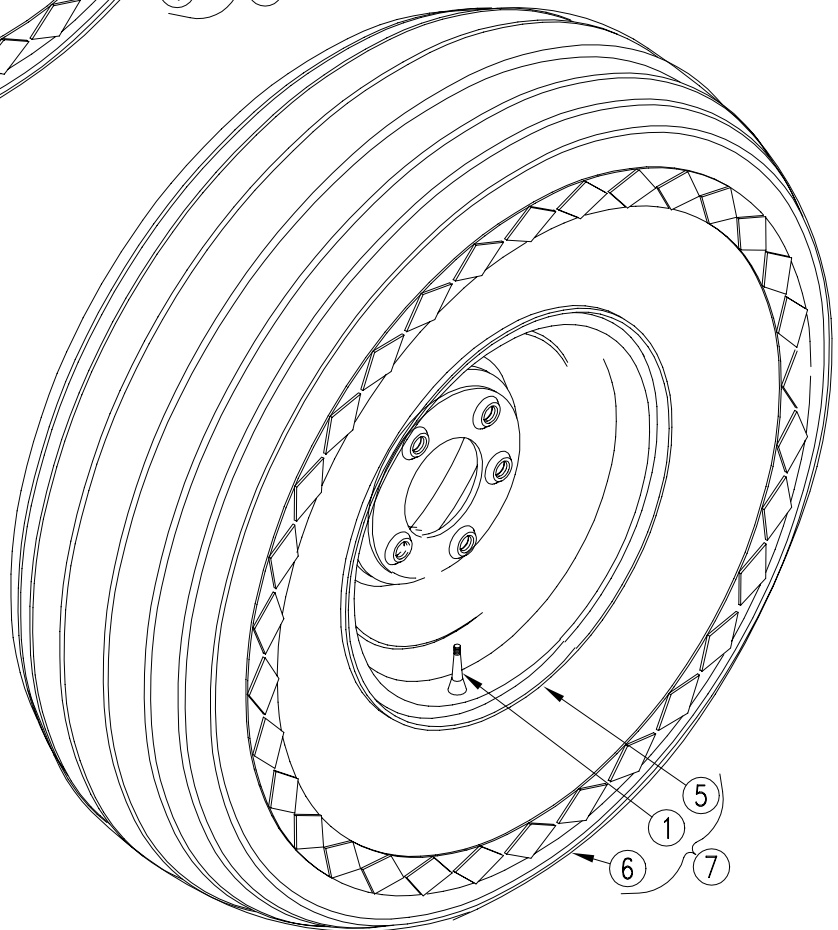
Legend: ① = 1st revision; ⊗ = 2nd revision; ● = 3rd revision; ● = use up existing stock; ⊗ = not interchangeable; ⊗ ① = for example: revision 2 is not interchangeable w/revision 1

Gauge Wheel Tire



For 2000 drills.

For 1200 and 1500 drills



18826

Gauge Wheel Tire

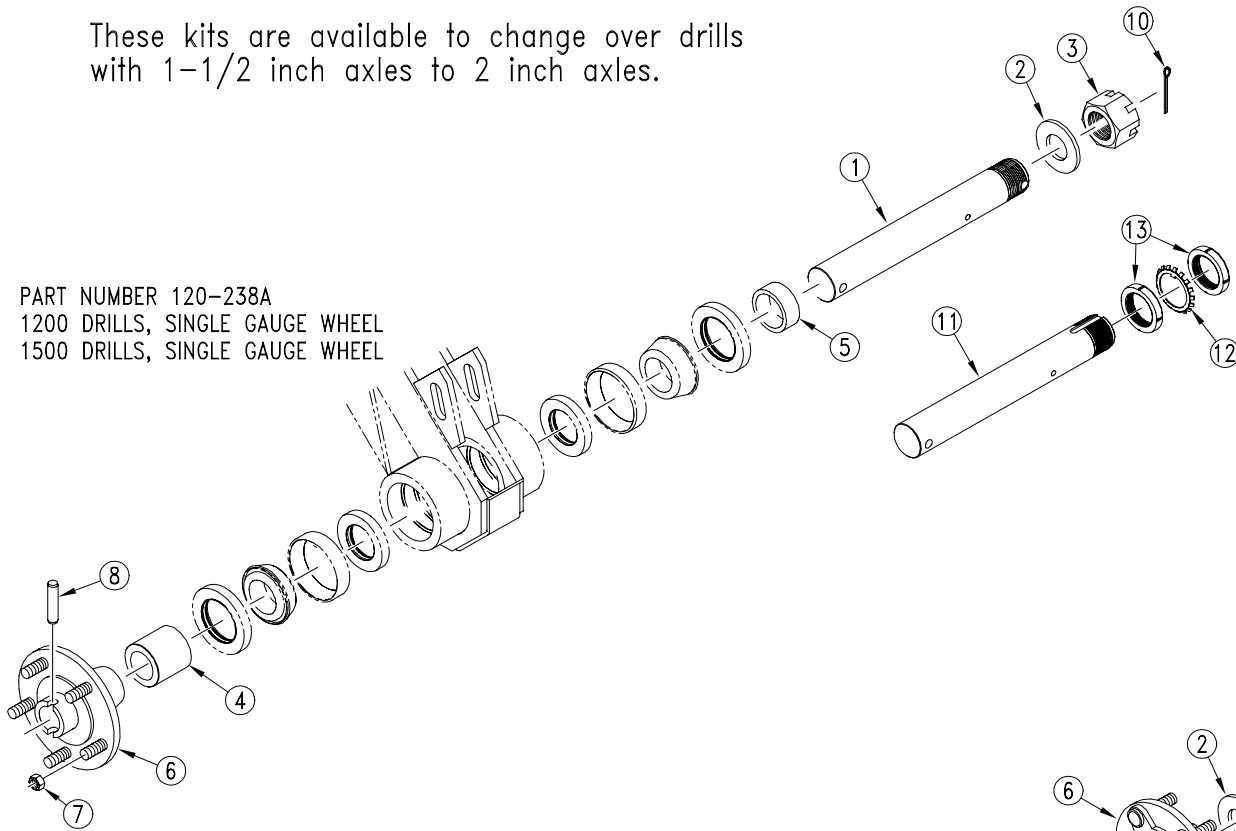
Ref.	Part No.	Part Description	Comments
1.	816-035C	VALVE STEM TR415X.625X1 1/4 LG	
2.	814-008C	WHEEL 8 X 15 X 6 BOLT	
3.	814-038C	TIRE 11L-15 X 8 PLY	
4.	120-218K	TIRE11L-15 8PLY ON8IN 6BLT RIM	Includes items 1, 2 and 3.
5.	814-005C	WHEEL 6 X 15 X 5 BOLT	
6.	814-026C	TIRE 9.5L X 15 6 PLY RIB IMP	
7.	109-058K	TIRE 9.5LX15 ON 6IN 5BOLT RIM	Includes items 1, 5 and 6.

Legend: ① = 1st revision; ② = 2nd revision; ③ = 3rd revision; ● = use up existing stock; ⊗ = not interchangeable; ⊗ ① ② = for example: revision 2 is not interchangeable w/revision 1

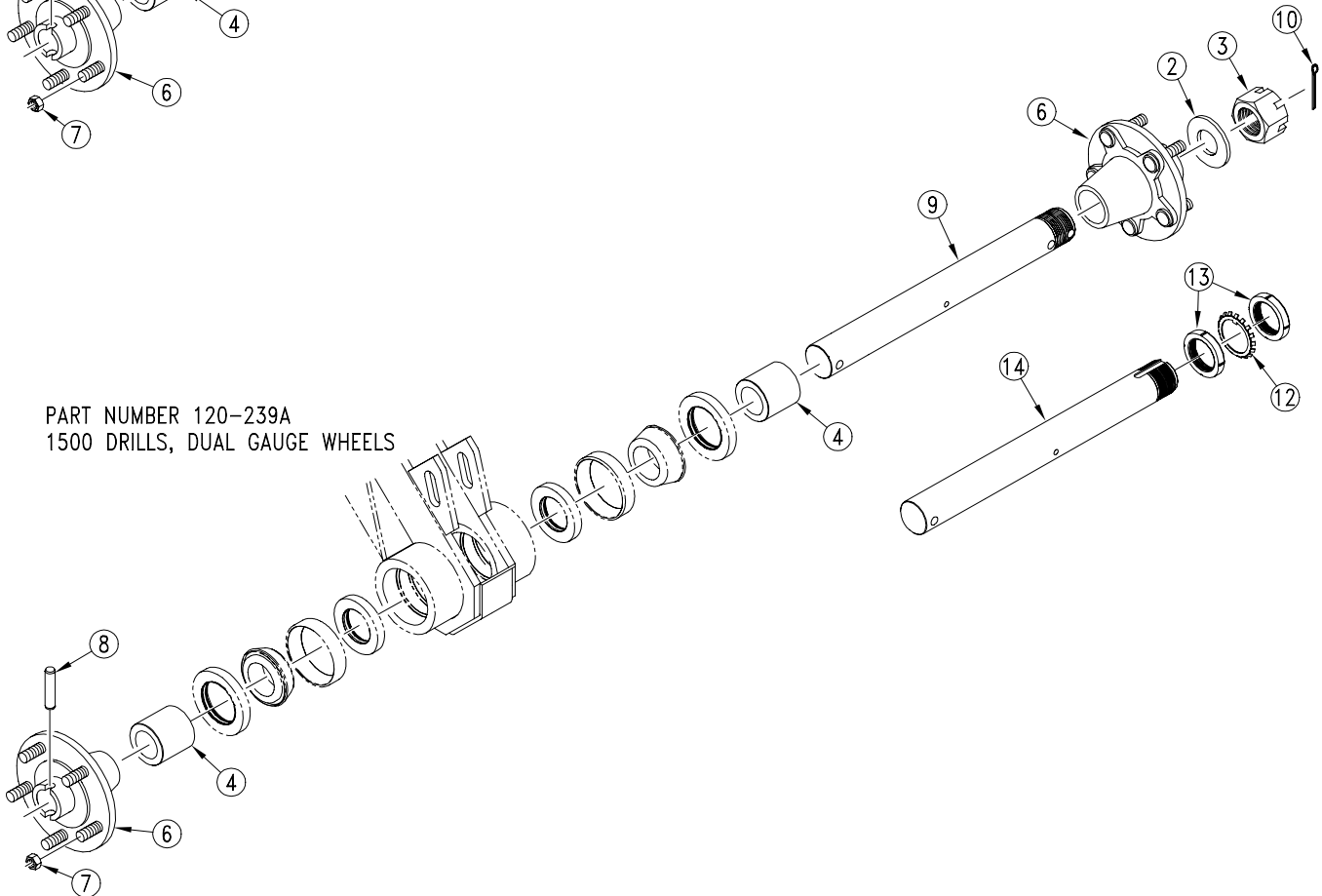
Gauge Wheel Axle Field Update Kits

These kits are available to change over drills with 1-1/2 inch axles to 2 inch axles.

PART NUMBER 120-238A
1200 DRILLS, SINGLE GAUGE WHEEL
1500 DRILLS, SINGLE GAUGE WHEEL



PART NUMBER 120-239A
1500 DRILLS, DUAL GAUGE WHEELS



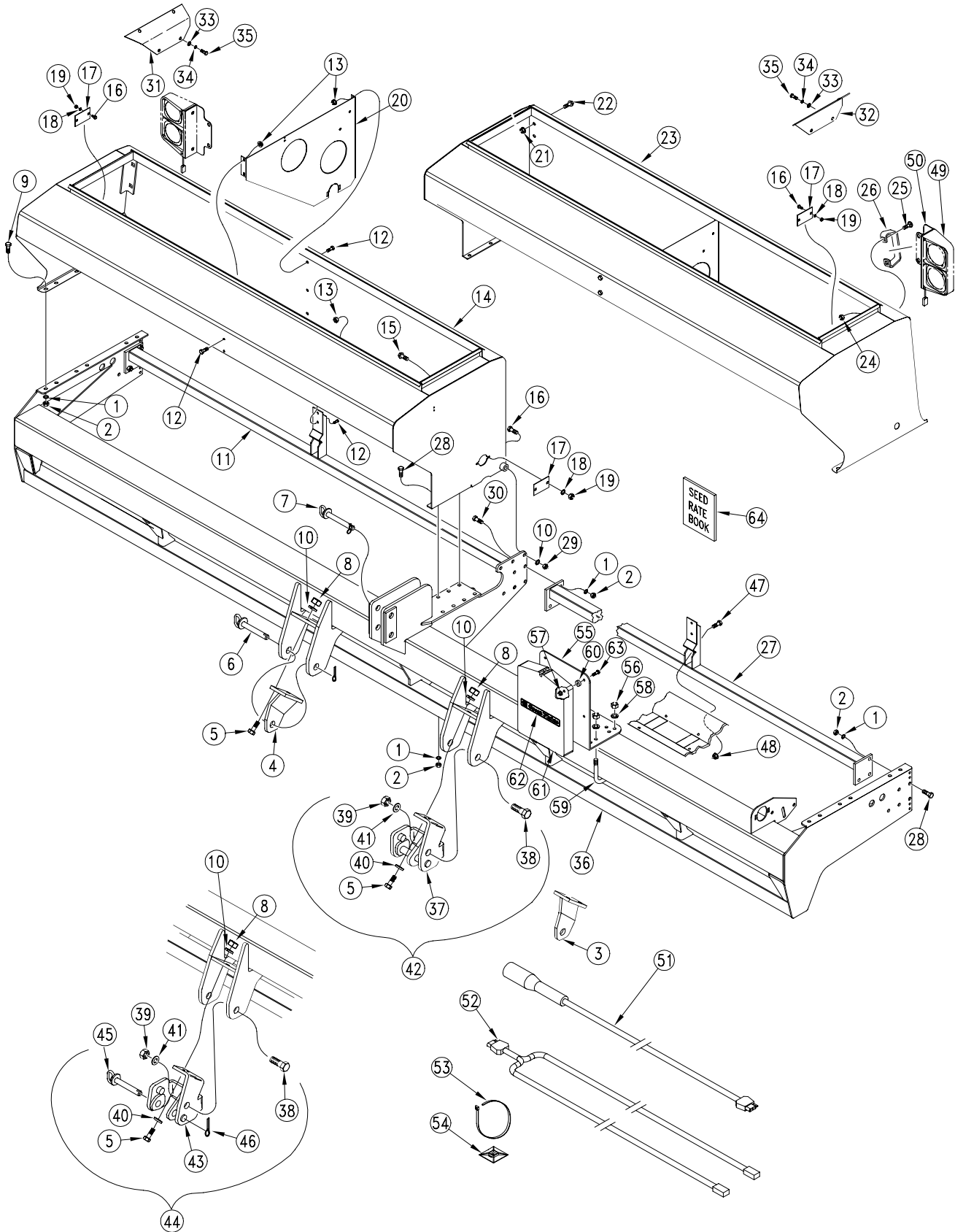
18785

Gauge Wheel Axle Field Update Kits

Ref.	Part No.	Part Description	Comments
1.	⊗ 120-321D	SPNDL 2 X 15 W/ 1.5-12 THD	(1200, S/N1561D+) (1500, S/N10697C+) (Single gauge wheels.)
2.	⊗ 804-182C	WASHER HARD 1 1/2 MILCARB GR8	(1200, S/N1561D+) (1500, S/N10697C+)
3.	⊗ 803-239C	NUT HEX SLOTTED 1 1/2-12	(1200, S/N1561D+) (1500, S/N10697C+)
4.	120-242D	AXLE SPACER TUBE;LONG	
5.	120-198D	AXLE SPACER TUBE	
6.	120-237S	HUB 5 BOLT SUB ASSEMBLY	
7.	803-017C	NUT LUG 1/2-20X90DEG PLT 13/16	
8.	805-098C	PIN SPIROL 1/2 X 2 3/4	
9.	⊗ 120-322D	SPNDL 2 X 20.53 W/ 1.5-12 THD	(1200, S/N1561D+) (1500, S/N10697C+) (1500 dual gauge wheels.)
10.	805-148C	PIN COTTER 3/8 X 3 PLT	
11.	Ⓢ 120-224D	SPNDL 2 X 15 W/1.95-18 THD	(1200, S/N1560D-) (1500, S/N10696C-) (Single gauge wheels.)
12.	Ⓢ 804-098C	WASHER BEARING LOCK, TW110	(1200, S/N1560D-) (1500, S/N10696C-)
13.	Ⓢ 803-208C	NUT BEARING LOCK, TN-10804-182C	(1200, S/N1560D-) (1500, S/N10696C-)
14.	Ⓢ 120-192D	SPNDL 2 X 20 17/32W/1.95-18THD	(1200, S/N1560D-) (1500, S/N10696C-) (1500 dual gauge wheels.)

Legend: Ⓢ = 1st revision; ⊗ = 2nd revision; ⊕ = 3rd revision; ● = use up existing stock; ⊗ = not interchangeable; ⊗ ⊕ ⊗ = for example: revision 2 is not interchangeable w/revision 1

Box to Frame



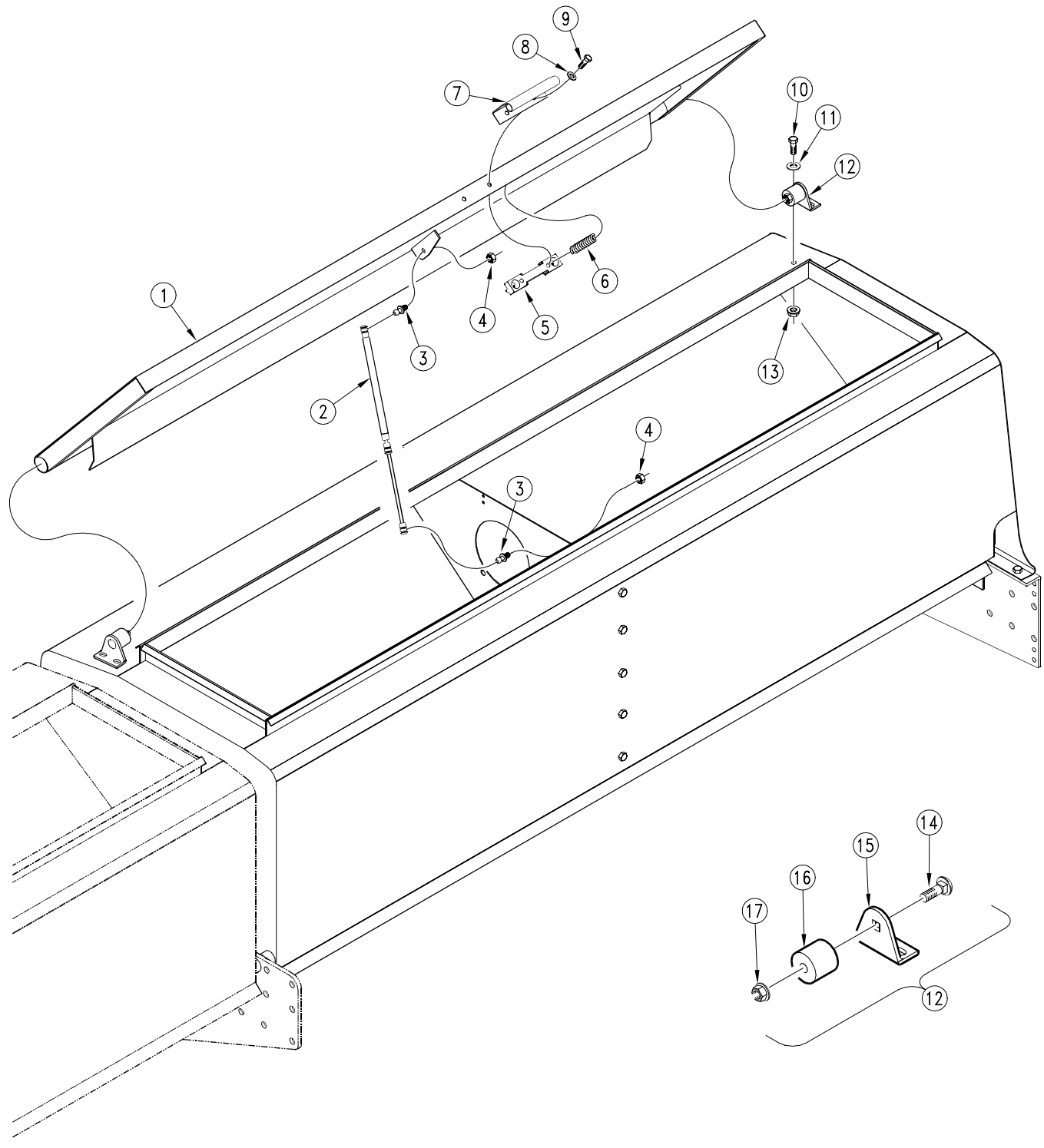
11971

Box to Frame

Ref.	Part No.	Part Description	Comments
1.	804-015C	WASHER LOCK SPRING 1/2 PLT	
2.	803-020C	NUT HEX 1/2-13 PLT	
3.	117-031H	LWR HITCH PIN SUPPORT WLDMT LH	
4.	117-030H	LWR HITCH PIN SUPPORT WLDMT RH	
5.	● 802-055C	HHCS 5/8-11X2 GR5	
	● 802-053C	HHCS 5/8-11X1 3/4 GR5	
6.	805-215C	PIN 1 1/8 x 7 1/2 USABLE	
7.	805-193C	PIN HITCH 1 X 4 1/8 USABLE PLT	
8.	803-021C	NUT HEX 5/8-11 PLT	
9.	802-258C	HHCS 1/2-13X1 GR5	
10.	804-022C	WASHER LOCK SPRING 5/8 PLT	
11.	117-034H	CASTING BCKT REAR MNT.TB 12'	
	117-036H	CASTING BCKT REAR MNT TB 15'RH	
	117-038H	CASTING BCKT REAR MNT TB 20'RH	
12.	802-387C	HFS 5/16-18X3/4 GR5	
13.	803-199C	NUT HEX FLANGE 5/16-18 PLT	
14.	118-452H	20' SEED BOX RH	
	118-453H	15' SEED BOX RH	
	118-415H	12' SEED BOX	
15.	802-092C	RHSNB 5/16-18X3/4 GR5	
16.	802-059C	HHCS 5/8-11X3 GR5	
17.	118-403D	BEARING CUTOOUT COVER, 47 MST	2/1/2002 +
18.	804-009C	WASHER LOCK SPRING 5/16 PLT	
19.	803-008C	NUT HEX 5/16-18 PLT	
20.	118-402D	SEED BOX PARTITION	
21.	803-209C	NUT FLANGE LOCK 3/8-16 PLT	
22.	802-388C	HFS 3/8-16X1 GR5	
23.	118-413H	20' SEED BOX LH	
	118-414H	15' SEED BOX LH	
	118-415H	12' SEED BOX	
24.	803-169C	NUT HEX FLG. LOCK 1/2-13 PLT.	
25.	802-203C	HFSS 1/2-13X1 1/2 GR5	
26.	119-190D	HANDLE	
27.	117-034H	CASTING BCKT REAR MNT.TB 12'	
	117-035H	CASTING BCKT REAR MNT TB 15'LH	
	117-037H	CASTING BCKT REAR MNT TB 20'LH	
28.	802-034C	HHCS 1/2-13X1 1/4 GR5	
29.	803-021C	NUT HEX 5/8-11 PLT	
30.	802-082C	HHCS 1/2-13X1 3/4 GR5	
31.	118-487D	SEED BOX IDLER COVER RH	1/31/2002 -
32.	118-486D	SEED BOX IDLER COVER LH	1/31/2002 -
33.	804-011C	WASHER FLAT 3/8 USS PLT	
34.	804-013C	WASHER LOCK SPRING 3/8 PLT	
35.	802-079C	HHCS 3/8-16X1 1/4 GR5	
36.	117-033H	FRAME 3PT 12'	
	117-028H	FRAME 3PT 15'	
	117-029H	FRAME 3PT 20'	
37.	148-238H	3-PT EXT F/ 10 SERIES OPNR LH	
	148-239H	3-PT EXT F/ 10 SERIES OPNR RH	
38.	802-441C	HHCS 1 1/8-7X2 1/2 GR5	
39.	803-099C	NUT HEX 1 1/8-7 PLT	
40.	804-019C	WASHER FLAT 5/8 USS PLT	
41.	804-067C	WASHER LOCK 1 1/8	
42.	148-240A	3-PT EXT KIT F/ 10 SERIES OPNR	
43.	117-039H	3PT LIFT EXT.FOR QUICK HTCH LH	
	117-040H	3PT LIFT EXT.FOR QUICK HTCH RH	
44.	117-041A	3PT LIFT EXT.F/QUICK HTCH PCKG	
45.	805-168C	PIN HITCH 1 7/16 X 8 3/8 PLT	
46.	805-105C	PIN COTTER 1/4 X 2 1/2 PLT	
47.	802-257C	HFSS 1/4-20X3/4 GR5	
48.	803-088C	NUT HEX LOCK 1/4-20 FLG	
	118-841A	12 & 15 FT 3PT LIGHT KIT	12' S/N1542D+ & 15' S/N10588C+ Includes items 49-54 20' S/N 6990B+ Includes items 49-54
49.	118-842A	20 FT 3PT LIGHT KIT	
	890-311C	DUAL AG LIGHTS LH	
	890-312C	DUAL AG LIGHTS RH	
50.	150-138D	12' EWNT LIGHT BRACKET	
51.	890-640C	LIGHT HARNESS, 5' LEAD	
52.	890-390C	LIGHT HARNESS, 10' WISHBONE	12' & 15' only
	890-648C	LIGHT HARNESS, 15' WISHBONE	20' only
53.	800-112C	CABLE TIE .19X7.25 1.75D 50LB	
54.	800-148C	CABLE TIE MOUNT	
55.	118-653D	12,15, 20 3PT MANUAL PAK MOUNT	
56.	803-014C	NUT HEX 3/8-16 PLT	
57.	803-293C	NUT HEX FLNG T-LOCK 1/4-20 PLT	
58.	804-013C	WASHER LOCK SPRING 3/8 PLT	
59.	806-051C	U-BOLT 3/8-16 X 6 1/32 X 7	
60.	817-042C	MINI END WHEEL PRESS WHEEL	
61.	817-516C	MANUAL PAK 1" W/ GASKET	
62.	838-482C	DECAL GP PLANTING COMPONENTS	
63.	802-005C	HHCS 1/4-20X1 GR5	
64.	118-389B	12,15, 20 SEEDRATE BOOK	

Legend: ● = 1st revision; ● = 2nd revision; ● = 3rd revision; ● = use up existing stock; ⊗ = not interchangeable; ⊗ ⊕ ● = for example: revision 2 is not interchangeable w/revision 1

Lid to Box



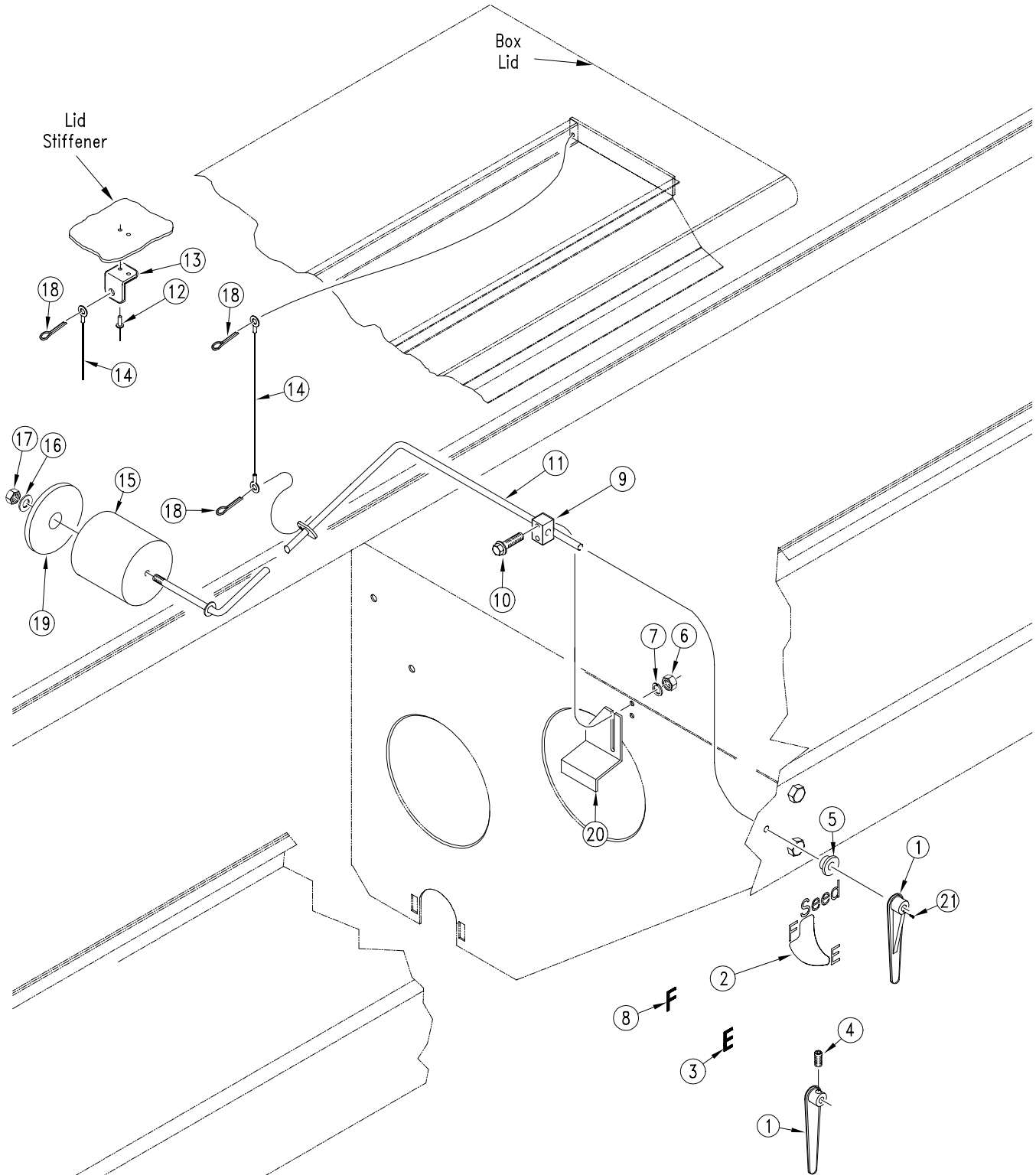
11976

Lid to Box

Ref.	Part No.	Part Description	Comments
1.	119-229H	LID 106 SEED	2000 Drill
	119-230H	LID 76 7/8 SEED	1500 Drill
	119-231H	LID 126 11/16 SEED	1200 Drill
2.	890-221C	12-20 x 90 LB GAS SPRING	
3.	800-121C	BALL STUD 10MM X 5/16-18 UNC	
4.	803-011C	NUT LOCK 5/16-18 PLT	
5.	119-153D	LATCH CASTING MACHINED	
6.	807-106C	SPRING .540 O.D.X 1 1/4 X.054W	
7.	119-154D	LID HANDLE	
8.	804-036C	WASHER FLAT 5/16 SAE PLT	
9.	802-425C	HHCS 5/16-18X1 1/4 NYL	
10.	802-017C	HHCS 3/8-16X1 GR5	
11.	804-011C	WASHER FLAT 3/8 USS PLT	
12.	313-076S	LID HINGE ASSEMBLY PS25120	
13.	803-209C	NUT FLANGE LOCK 3/8-16 PLT	
14.	802-411C	RHSNB 3/8-16X2 GR5	
15.	313-176D	LID HINGE BASE PLATE	
16.	313-186D	LID HINGE PIVOT	
17.	803-209C	NUT FLANGE LOCK 3/8-16 PLT	

Legend: ● = 1st revision; ● = 2nd revision; ● = 3rd revision; ● = use up existing stock; ⊗ = not interchangeable; ⊗ ① ● = for example: revision 2 is not interchangeable w/revision 1

Seed Level Indicator



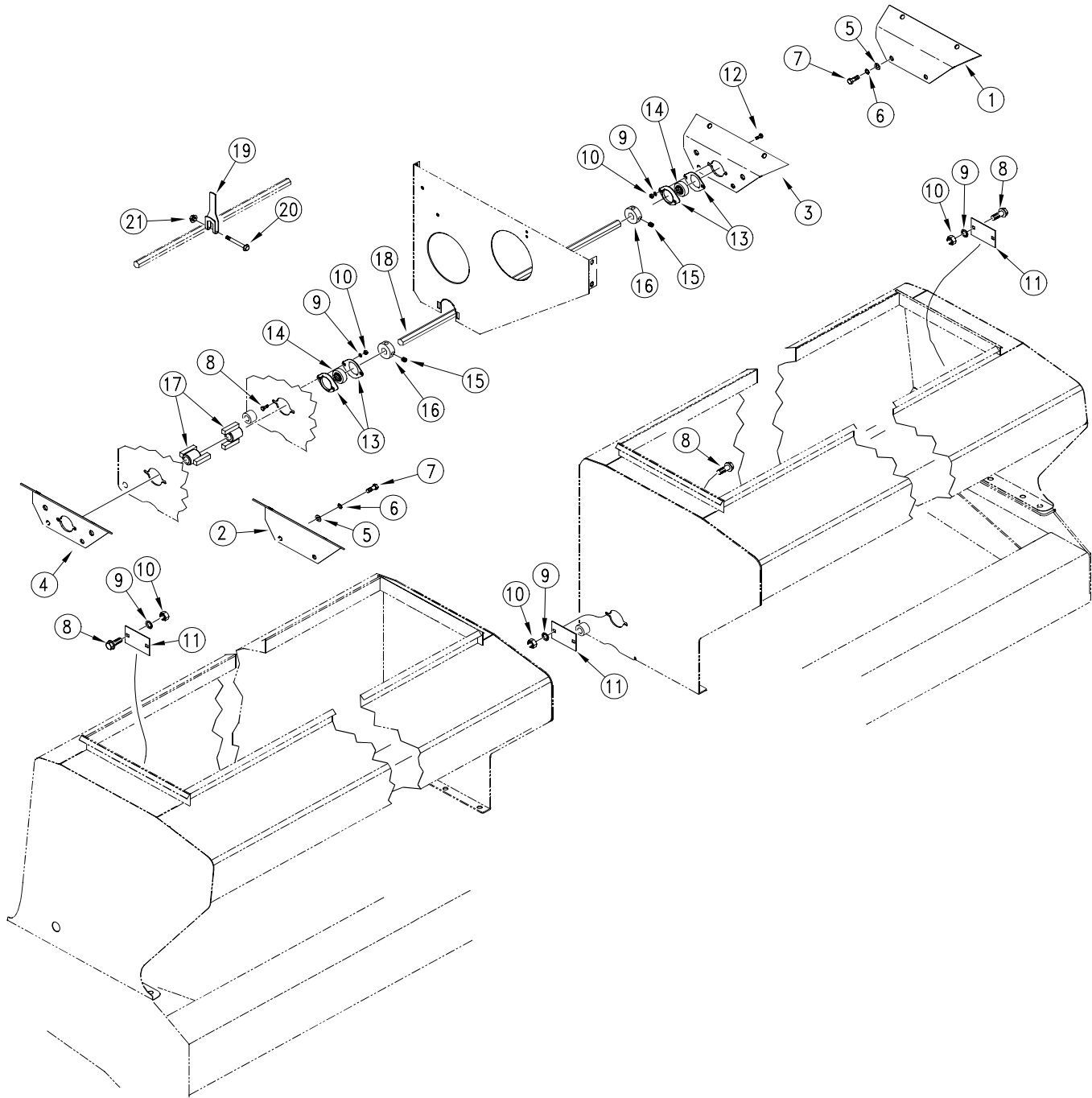
11982

Seed Level Indicator

Ref.	Part No.	Part Description	Comments
1.	② 817-350C	SEED LEVEL INDICATOR	Use with item 21.
	● ① 197-023H	INDICATOR OB REPLCD BY 817-350C	Use with item 4.
2.	⊗ ① ② 838-237C	DECAL SEED LEVEL LH	
	① 818-392C	DECAL SEED LEVEL, NOTCHED	
3.	818-295C	DECAL LETTER E	Replaced by 838-237C.
4.	801-045C	SCREW SET 1/4-28X1/4 KNL CUP	
5.	817-086C	SEED LEVEL BUSHING	
6.	803-001C	NUT HEX 10-24 PLT	
7.	804-054C	WASHER LOCK #10	
8.	818-296C	DECAL LETTER F	Replaced by 838-237C.
9.	② 817-202C	SEED LEVEL ARM MOUNT	
	● ① 197-090D	OBSOLETE REPLACED BY 817-202C	
10.	801-085C	SCR RD HD 10-24X1 1/2 LG PLT	
11.	118-474H	SEED LEVEL ARM, 6 3/4R. TAB	
12.	800-101C	RIVET POP 1/8 .125 AD42BSLF	
13.	197-091D	SEED LEVEL CHAIN BRACKET	
14.	890-305C	CABLE 3/64 X 11 5/8 W/ EYELETS	
15.	197-089D	FOAM FLOAT	
16.	804-075C	WASHER FLAT 1/4 USS PLT	
17.	803-003C	NUT HEX SS 1/4-20 NYLOCK	
18.	805-067C	PIN COTTER 1/8 X 3/4	
19.	197-096D	FOAM FLOAT WASHER	
20.	118-498D	SEED FLOAT DOWN FLOAT STOP	
21.	801-154C	SCR HEX HD SHT MET #8 X 1/2	

Legend: ● = 1st revision; ② = 2nd revision; ③ = 3rd revision; ● = use up existing stock; ⊗ = not interchangeable; ⊗ ① ② = for example: revision 2 is not interchangeable w/revision 1

Agitator Assembly (Option)



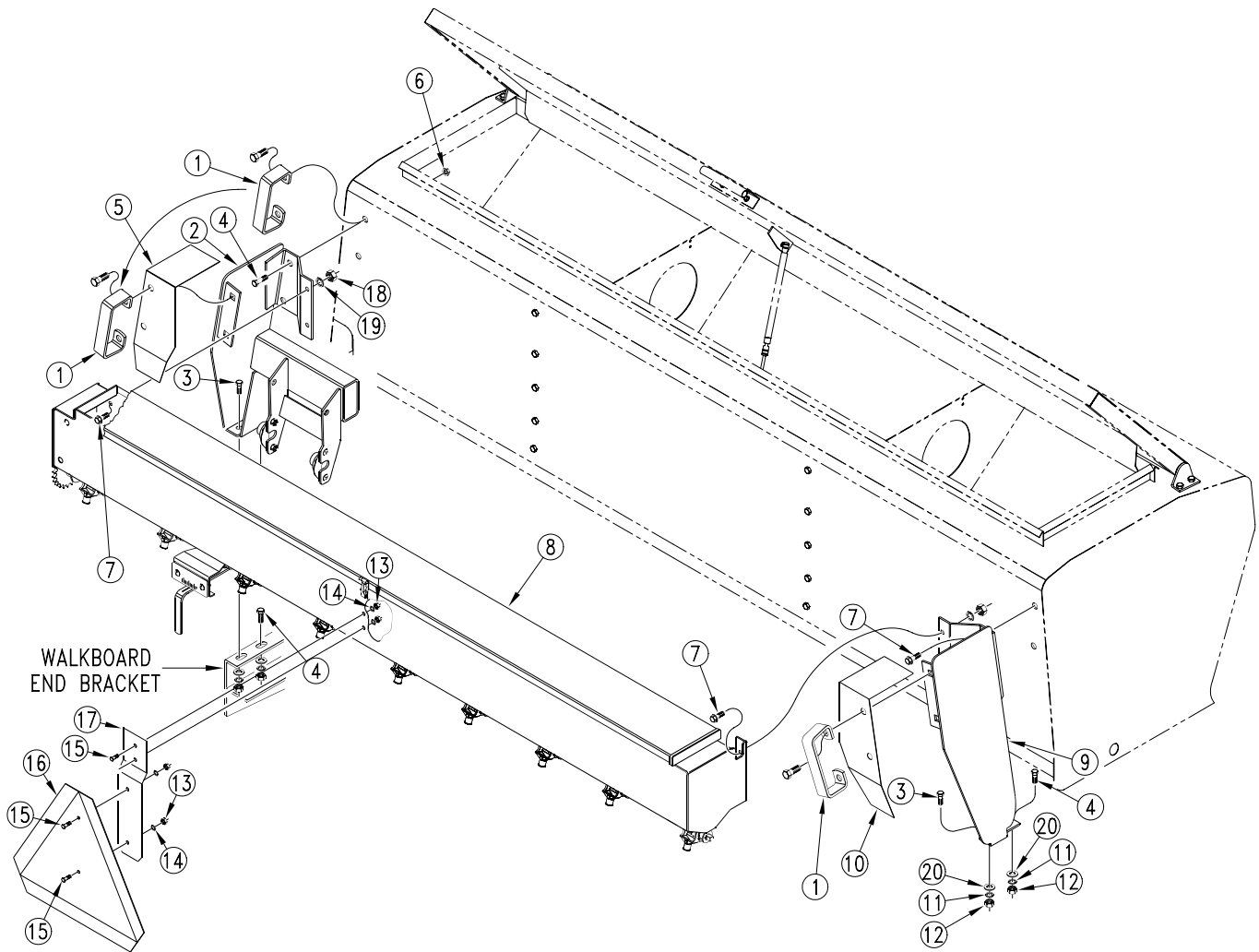
12693

Agitator Assembly (Option)

Ref.	Part No.	Part Description	Comments
1.	118-486D	SEED BOX IDLER COVER LH	1/31/2002 -
2.	118-487D	SEED BOX IDLER COVER RH	1/31/2002 -
3.	118-488D	AGITATOR IDLER MOUNT& COVER LH	1/31/2002 -
4.	118-489D	AGITATOR IDLER MOUNT& COVER RH	1/31/2002 -
5.	804-011C	WASHER FLAT 3/8 USS PLT	
6.	804-013C	WASHER LOCK SPRING 3/8 PLT	
7.	802-079C	HHCS 3/8-16X1 1/4 GR5	
8.	802-092C	RHSNB 5/16-18X3/4 GR5	
9.	804-009C	WASHER LOCK SPRING 5/16 PLT	
10.	803-008C	NUT HEX 5/16-18 PLT	
11.	118-403D	BEARING CUTOFF COVER, 47 MST	2/1/2002 +
12.	802-282C	RHSNB 5/16-18X1 GR5	
13.	822-041C	FLANGETTE 47 MST	
14.	822-128C	BEARING 3/4HEX B 47MM SPHER OD	
15.	801-035C	SCREW SET 5/16-18 SKT KP X 3/8	
16.	118-494D	LOCK COLLAR 3/4 HEX BORE	
17.	118-418H	FLEX COUPLER SHORT 3/4HEX BORE	
18.	118-495D	AGITATOR SHAFT,3/4 HEX 12'BOX	
	118-496D	AGITATOR SHAFT,3/4 HEX 15'BOX	
	118-497D	AGITATOR SHAFT,3/4 HEX 20'BOX	
19.	118-493D	AGITATOR PADDLE 3/4 HEX	
20.	802-448C	HFSS 1/4-20X2 GR5	
21.	803-088C	NUT HEX LOCK 1/4-20 FLG	

Legend: ● = 1st revision; ● = 2nd revision; ● = 3rd revision; ● = use up existing stock; ⊗ = not interchangeable; ⊗ ① ● = for example: revision 2 is not interchangeable w/revision 1

1200 Small Seeds Box Mount



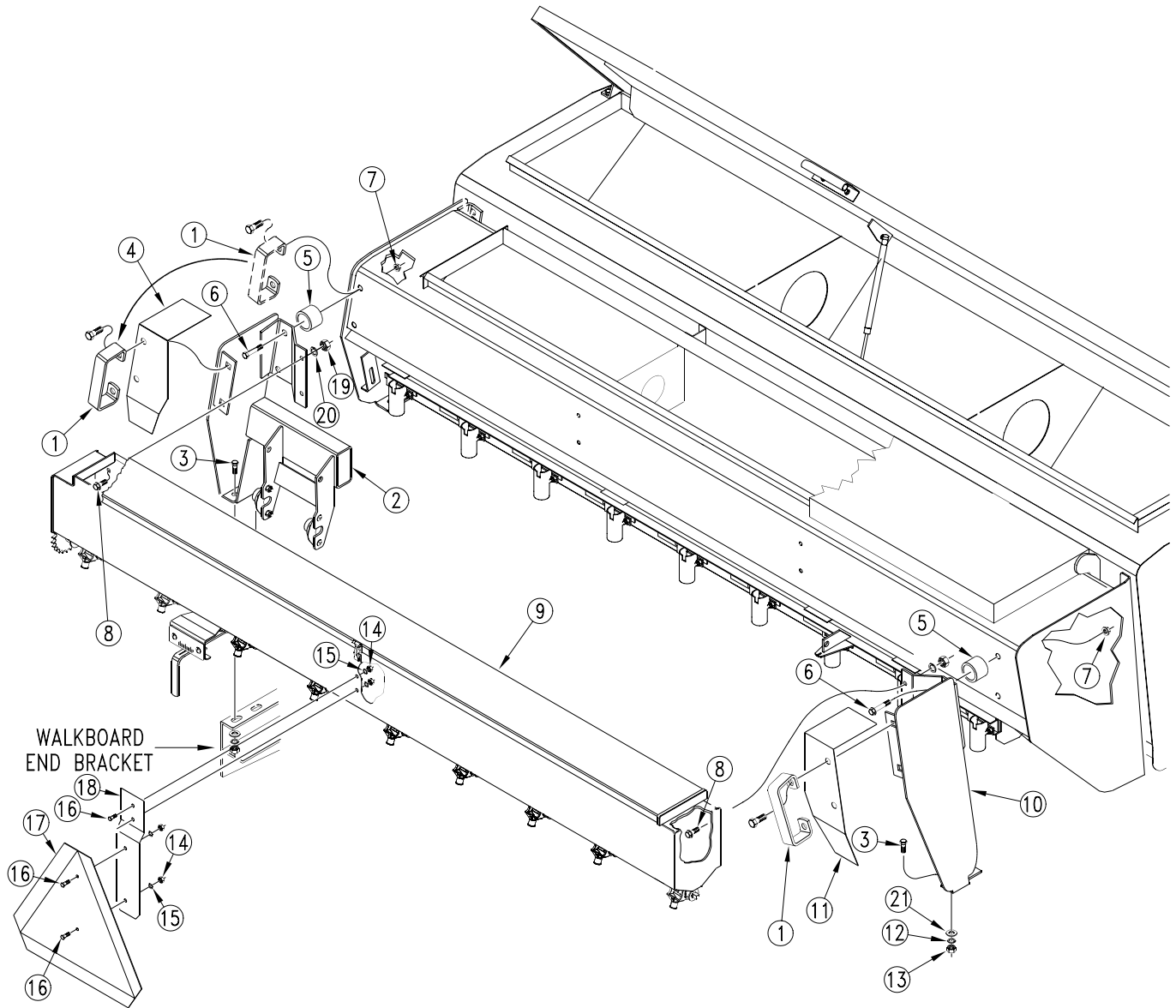
12152

1200 Small Seeds Box Mount

Ref.	Part No.	Part Description	Comments
1.	119-190D	HANDLE	
2.	123-827H	3PT SML SDS BOX MNT LH W/DRIVE	
3.	802-258C	HHCS 1/2-13X1 GR5	
4.	802-034C	HHCS 1/2-13X1 1/4 GR5	
5.	123-491D	HANDLE MOUNT LH CHAIN GUARD	
6.	803-169C	NUT HEX FLG. LOCK 1/2-13 PLT.	
7.	802-388C	HFS 3/8-16X1 GR5	
8.	123-794H	3PT 12'-6 SML SDS BOX	
	123-795H	3PT 12'-7 SML SDS BOX	
	123-796H	3PT 12'-7 1/2 SML SDS BOX	
	123-797H	3PT 12'-8 SML SDS BOX	
	123-798H	3PT 12'-10 SML SDS BOX	
9.	123-829H	3PT SML SDS BOX MNT RH NON DRV	
10.	123-492D	HANDLE MOUNT RH CHAIN GUARD	
11.	804-015C	WASHER LOCK SPRING 1/2 PLT	
12.	803-020C	NUT HEX 1/2-13 PLT	
13.	803-006C	NUT HEX 1/4-20 PLT	
14.	804-006C	WASHER LOCK SPRING 1/4 PLT	
15.	801-018C	SCREW RD HD 1/4-20 X 5/8	
16.	818-055C	DECAL SLOW MOVING-GALV. BACKED	
17.	890-153C	SMV MOUNTING BLADE	
18.	803-014C	NUT HEX 3/8-16 PLT	
19.	804-013C	WASHER LOCK SPRING 3/8 PLT	
20.	804-016C	WASHER FLAT 1/2 SAE PLT	

Legend: ● = 1st revision; ● = 2nd revision; ● = 3rd revision; ● = use up existing stock; ⊗ = not interchangeable; ⊗ ① ● = for example: revision 2 is not interchangeable w/revision 1

1200 Small Seeds Box with Fertilizer



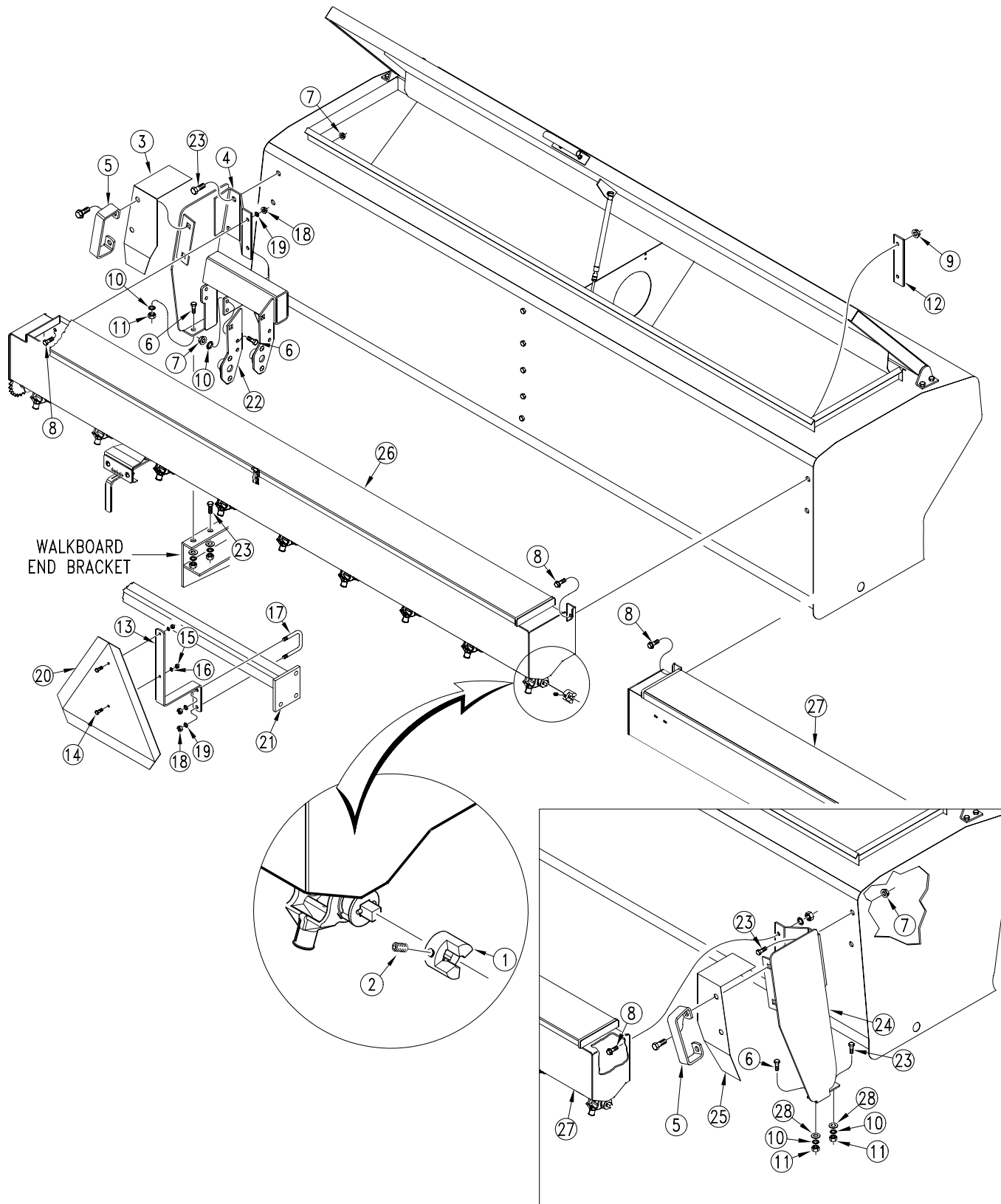
13740

1200 Small Seeds Box with Fertilizer

Ref.	Part No.	Part Description	Comments
1.	119-190D	HANDLE	
2.	123-827H	3PT SML SDS BOX MNT LH W/DRIVE	
3.	802-258C	HHCS 1/2-13X1 GR5	
4.	123-491D	HANDLE MOUNT LH CHAIN GUARD	
5.	123-561D	SMALL SEEDS BOX MOUNT SPACER	
6.	802-038C	HHCS 1/2-13X2 1/4 GR5	
7.	803-169C	NUT HEX FLG. LOCK 1/2-13 PLT.	
8.	802-388C	HFS 3/8-16X1 GR5	
9.	123-794H	3PT 12'-6 SML SDS BOX	
	123-795H	3PT 12'-7 SML SDS BOX	
	123-796H	3PT 12'-7 1/2 SML SDS BOX	
	123-797H	3PT 12'-8 SML SDS BOX	
	123-798H	3PT 12'-10 SML SDS BOX	
10.	123-829H	3PT SML SDS BOX MNT RH NON DRV	
11.	123-492D	HANDLE MOUNT RH CHAIN GUARD	
12.	804-015C	WASHER LOCK SPRING 1/2 PLT	
13.	803-020C	NUT HEX 1/2-13 PLT	
14.	803-006C	NUT HEX 1/4-20 PLT	
15.	804-006C	WASHER LOCK SPRING 1/4 PLT	
16.	801-018C	SCREW RD HD 1/4-20 X 5/8	
17.	818-055C	DECAL SLOW MOVING-GALV. BACKED	
18.	890-153C	SMV MOUNTING BLADE	
19.	803-014C	NUT HEX 3/8-16 PLT	
20.	804-013C	WASHER LOCK SPRING 3/8 PLT	
21.	804-016C	WASHER FLAT 1/2 SAE PLT	

Legend: ● = 1st revision; ● = 2nd revision; ● = 3rd revision; ● = use up existing stock; ⊗ = not interchangeable; ⊗ ① ● = for example: revision 2 is not interchangeable w/revision 1

1500 Small Seeds Box Mount



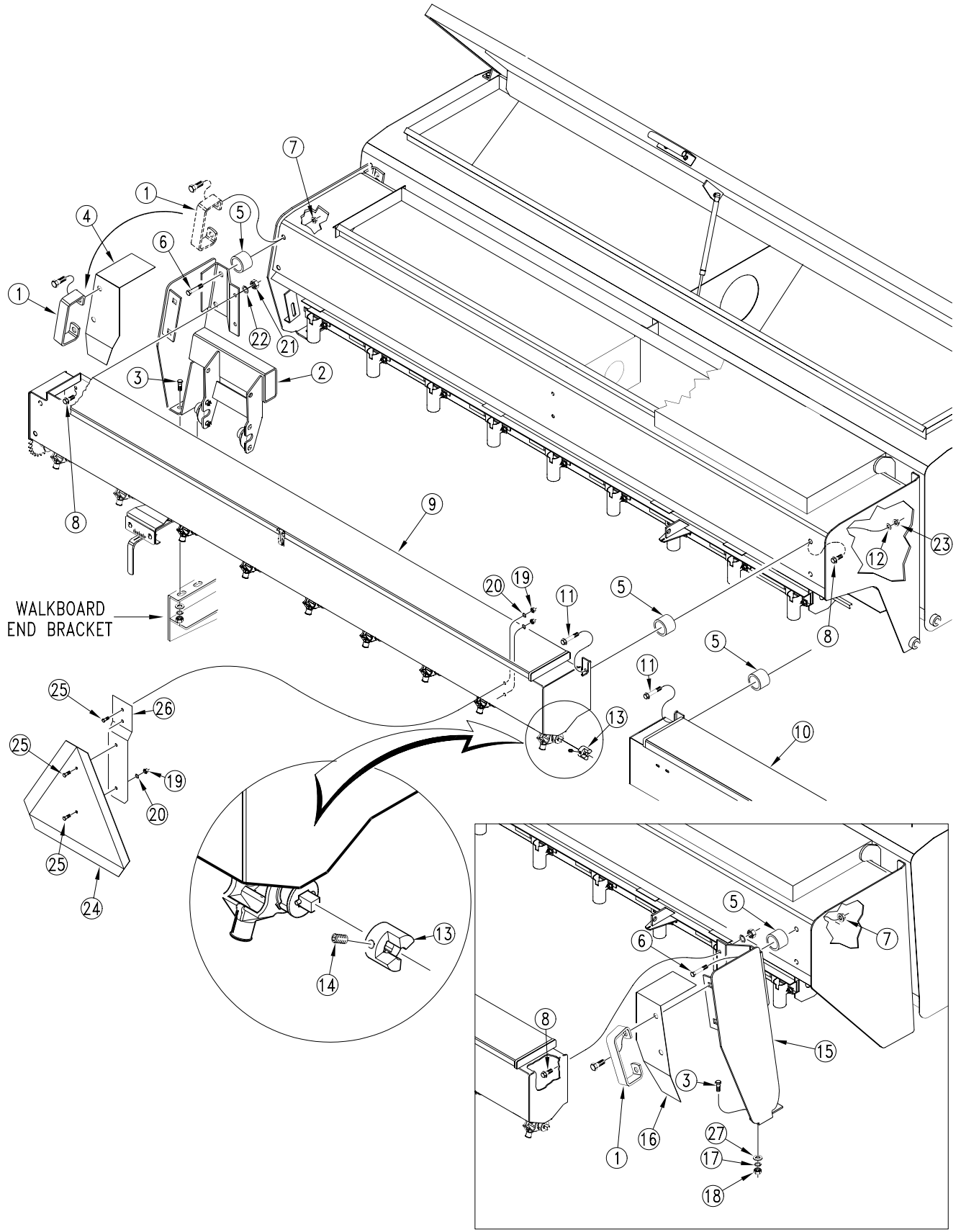
13760

1500 Small Seeds Box Mount

Ref.	Part No.	Part Description	Comments
1.	123-532D	FLEX COUPLER 3/8 SQUARE BORE	
2.	801-035C	SCREW SET 5/16-18 SKT KP X 3/8	
3.	123-491D	HANDLE MOUNT LH CHAIN GUARD	
4.	123-827H	3PT SML SDS BOX MNT LH W/DRIVE	
5.	119-190D	HANDLE	
6.	802-258C	HHCS 1/2-13X1 GR5	
7.	803-169C	NUT HEX FLG. LOCK 1/2-13 PLT.	
8.	802-388C	HFS 3/8-16X1 GR5	
9.	803-209C	NUT FLANGE LOCK 3/8-16 PLT	
10.	804-015C	WASHER LOCK SPRING 1/2 PLT	
11.	803-020C	NUT HEX 1/2-13 PLT	
12.	123-520D	SEED BOX REINFORCEMENT STRAP	
13.	123-523D	SMV MOUNT BRACKET	
14.	801-018C	SCREW RD HD 1/4-20 X 5/8	
15.	803-006C	NUT HEX 1/4-20 PLT	
16.	804-006C	WASHER LOCK SPRING 1/4 PLT	
17.	806-004C	U-BOLT 3/8-16 X 2 X 2 3/4	
18.	803-014C	NUT HEX 3/8-16 PLT	
19.	804-013C	WASHER LOCK SPRING 3/8 PLT	
20.	818-055C	DECAL SLOW MOVING-GALV. BACKED	
21.		REAR 2" X 2" STEP MOUNTING TUBE	
22.	123-482D	BEARING PLATE	
23.	802-034C	HHCS 1/2-13X1 1/4 GR5	
24.	123-829H	3PT SML SDS BOX MNT RH NON DRV	
25.	123-492D	HANDLE MOUNT RH CHAIN GUARD	
26.	123-774H	3PT 15'-6 SML SDS BOX LH	
	123-776H	3PT 15'-7 SML SDS BOX LH	
	123-778H	3PT 15'-7 1/2 SML SDS BOX LH	
	123-780H	3PT 15'-8 SML SDS BOX LH	
	123-782H	3PT 15'-10 SML SDS BOX LH	
27.	123-775H	3PT 15'-6 SML SDS BOX RH	
	123-777H	3PT 15'-7 SML SDS BOX RH	
	123-779H	3PT 15'-7 1/2 SML SDS BOX RH	
	123-781H	3PT 15'-8 SML SDS BOX RH	
	123-783H	3PT 15'-10 SML SDS BOX RH	
28.	804-016C	WASHER FLAT 1/2 SAE PLT	

Legend: ● = 1st revision; ● = 2nd revision; ● = 3rd revision; ● = use up existing stock; ⊗ = not interchangeable; ⊗ ① ● = for example: revision 2 is not interchangeable w/revision 1

1500 Small Seeds Box with Fertilizer



13756

RIGHT HAND SMALL SEEDS BOX ASSEMBLY

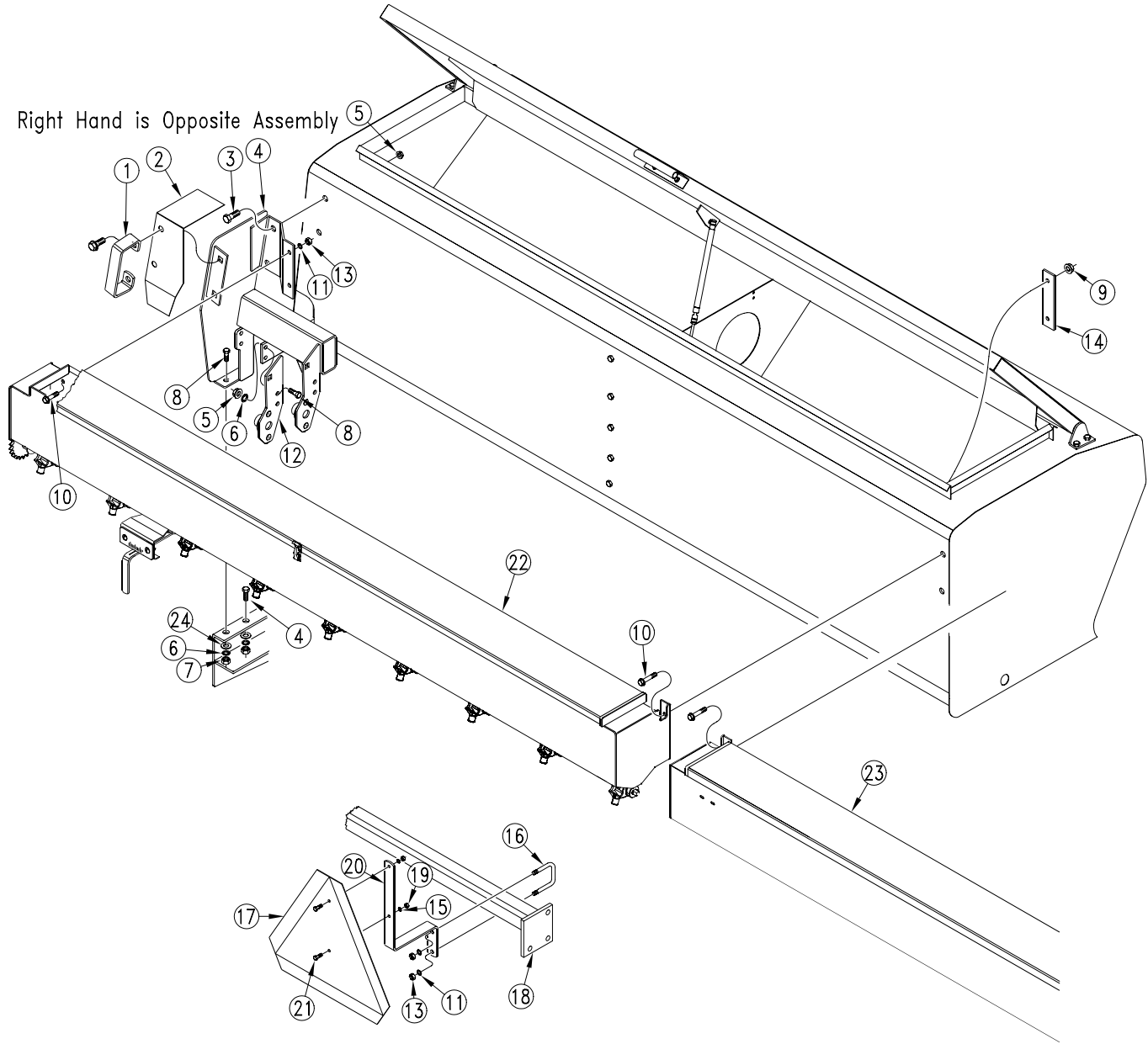
1500 Small Seeds Box with Fertilizer

Ref.	Part No.	Part Description	Comments
1.	119-190D	HANDLE	
2.	123-827H	3PT SML SDS BOX MNT LH W/DRIVE	
3.	802-258C	HHCS 1/2-13X1 GR5	
4.	123-491D	HANDLE MOUNT LH CHAIN GUARD	
5.	123-561D	SMALL SEEDS BOX MOUNT SPACER	
6.	802-038C	HHCS 1/2-13X2 1/4 GR5	
7.	803-169C	NUT HEX FLG. LOCK 1/2-13 PLT.	
8.	802-388C	HFS 3/8-16X1 GR5	
9.	123-774H	3PT 15'-6 SML SDS BOX LH	
	123-776H	3PT 15'-7 SML SDS BOX LH	
	123-778H	3PT 15'-7 1/2 SML SDS BOX LH	
	123-780H	3PT 15'-8 SML SDS BOX LH	
	123-782H	3PT 15'-10 SML SDS BOX LH	
10.	123-775H	3PT 15'-6 SML SDS BOX RH	
	123-777H	3PT 15'-7 SML SDS BOX RH	
	123-779H	3PT 15'-7 1/2 SML SDS BOX RH	
	123-781H	3PT 15'-8 SML SDS BOX RH	
	123-783H	3PT 15'-10 SML SDS BOX RH	
11.	802-467C	HFS 3/8-16X2 GR5	
12.	804-011C	WASHER FLAT 3/8 USS PLT	
13.	123-532D	FLEX COUPLER 3/8 SQUARE BORE	
14.	801-035C	SCREW SET 5/16-18 SKT KP X 3/8	
15.	123-829H	3PT SML SDS BOX MNT RH NON DRV	
16.	123-492D	HANDLE MOUNT RH CHAIN GUARD	
17.	804-015C	WASHER LOCK SPRING 1/2 PLT	
18.	803-020C	NUT HEX 1/2-13 PLT	
19.	803-006C	NUT HEX 1/4-20 PLT	
20.	804-006C	WASHER LOCK SPRING 1/4 PLT	
21.	803-014C	NUT HEX 3/8-16 PLT	
22.	804-013C	WASHER LOCK SPRING 3/8 PLT	
23.	803-209C	NUT FLANGE LOCK 3/8-16 PLT	
24.	818-055C	DECAL SLOW MOVING-GALV. BACKED	
25.	801-018C	SCREW RD HD 1/4-20 X 5/8	
26.	890-153C	SMV MOUNTING BLADE	
27.	804-016C	WASHER FLAT 1/2 SAE PLT	

Legend: ● = 1st revision; ● = 2nd revision; ● = 3rd revision; ● = use up existing stock; ⊗ = not interchangeable; ⊗ ① ● = for example: revision 2 is not interchangeable w/revision 1

2000 Small Seeds Box Mount

Right Hand is Opposite Assembly



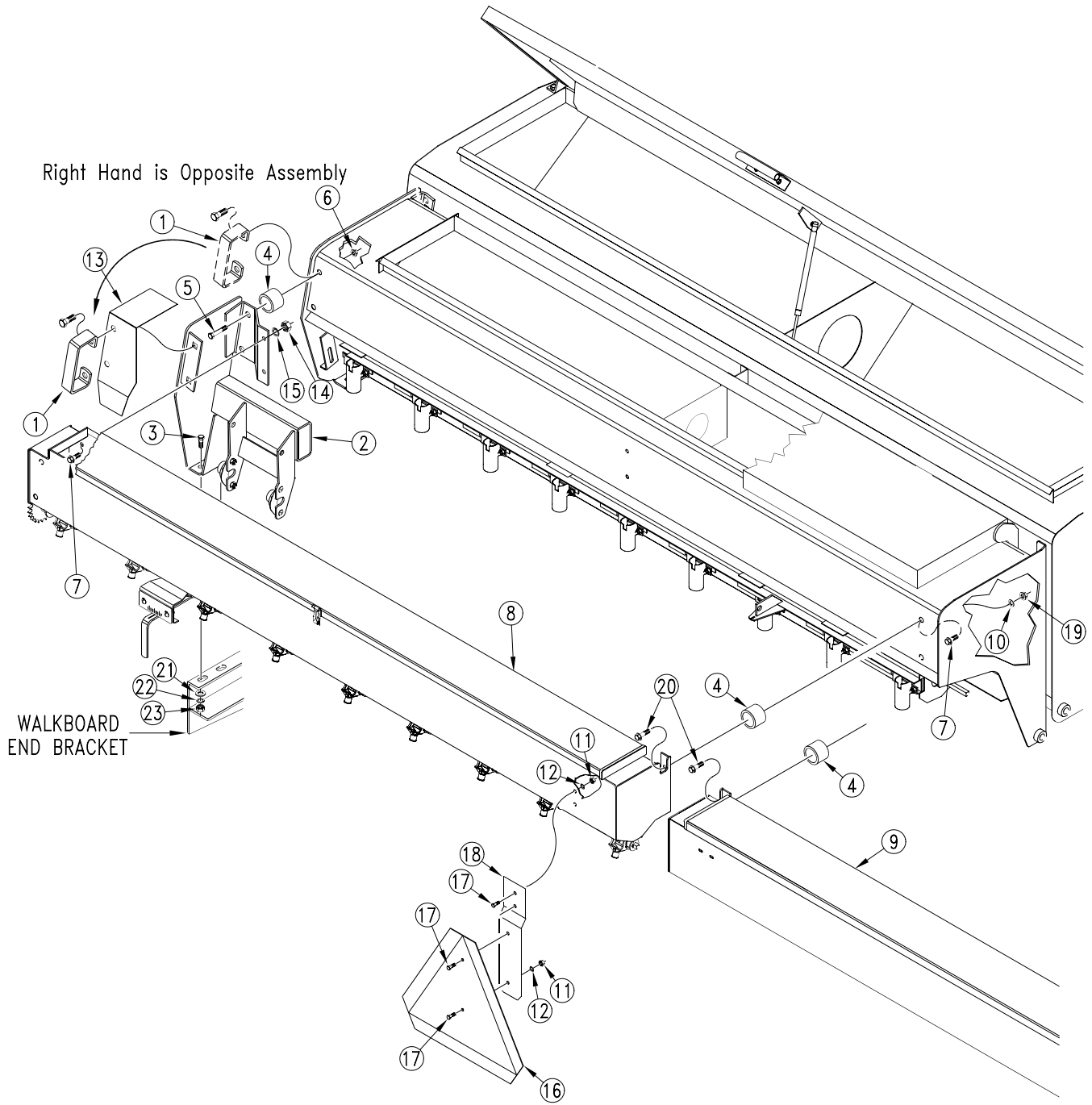
13761

2000 Small Seeds Box Mount

Ref.	Part No.	Part Description	Comments
1.	119-190D	HANDLE	
2.	123-491D	HANDLE MOUNT LH CHAIN GUARD	
3.	802-034C	HHCS 1/2-13X1 1/4 GR5	
4.	123-827H	3PT SML SDS BOX MNT LH W/DRIVE	
	123-828H	3PT SML SDS BOX MNT RH W/DRIVE	
5.	803-169C	NUT HEX FLG. LOCK 1/2-13 PLT.	
6.	804-015C	WASHER LOCK SPRING 1/2 PLT	
7.	803-020C	NUT HEX 1/2-13 PLT	
8.	802-258C	HHCS 1/2-13X1 GR5	
9.	803-209C	NUT FLANGE LOCK 3/8-16 PLT	
10.	802-388C	HFS 3/8-16X1 GR5	
11.	804-013C	WASHER LOCK SPRING 3/8 PLT	
12.	123-482D	BEARING PLATE	
13.	803-014C	NUT HEX 3/8-16 PLT	
14.	123-520D	SEED BOX REINFORCEMENT STRAP	
15.	804-006C	WASHER LOCK SPRING 1/4 PLT	
16.	806-004C	U-BOLT 3/8-16 X 2 X 2 3/4	
17.	818-055C	DECAL SLOW MOVING-GALV. BACKED	
18.		REAR 2" X 2" STEP MOUNTING TUBE	
19.	803-006C	NUT HEX 1/4-20 PLT	
20.	123-523D	SMV MOUNT BRACKET	
21.	801-018C	SCREW RD HD 1/4-20 X 5/8	
22.	123-784H	3PT 20'-6 SML SDS BOX LH	
	123-786H	3PT 20'-7 SML SDS BOX LH	
	123-788H	3PT 20'-7 1/2 SML SDS BOX LH	
	123-790H	3PT 20'-8 SML SDS BOX LH	
	123-792H	3PT 20'-10 SML SDS BOX LH	
23.	123-785H	3PT 20'-6 SML SDS BOX RH	
	123-787H	3PT 20'-7 SML SDS BOX RH	
	123-789H	3PT 20'-7 1/2 SML SDS BOX RH	
	123-791H	3PT 20'-8 SML SDS BOX RH	
	123-793H	3PT 20'-10 SML SDS BOX RH	
24.	804-016C	WASHER FLAT 1/2 SAE PLT	

Legend: ● = 1st revision; ● = 2nd revision; ● = 3rd revision; ● = use up existing stock; ⊗ = not interchangeable; ⊗ ① ● = for example: revision 2 is not interchangeable w/revision 1

2000 Small Seeds Box with Fertilizer



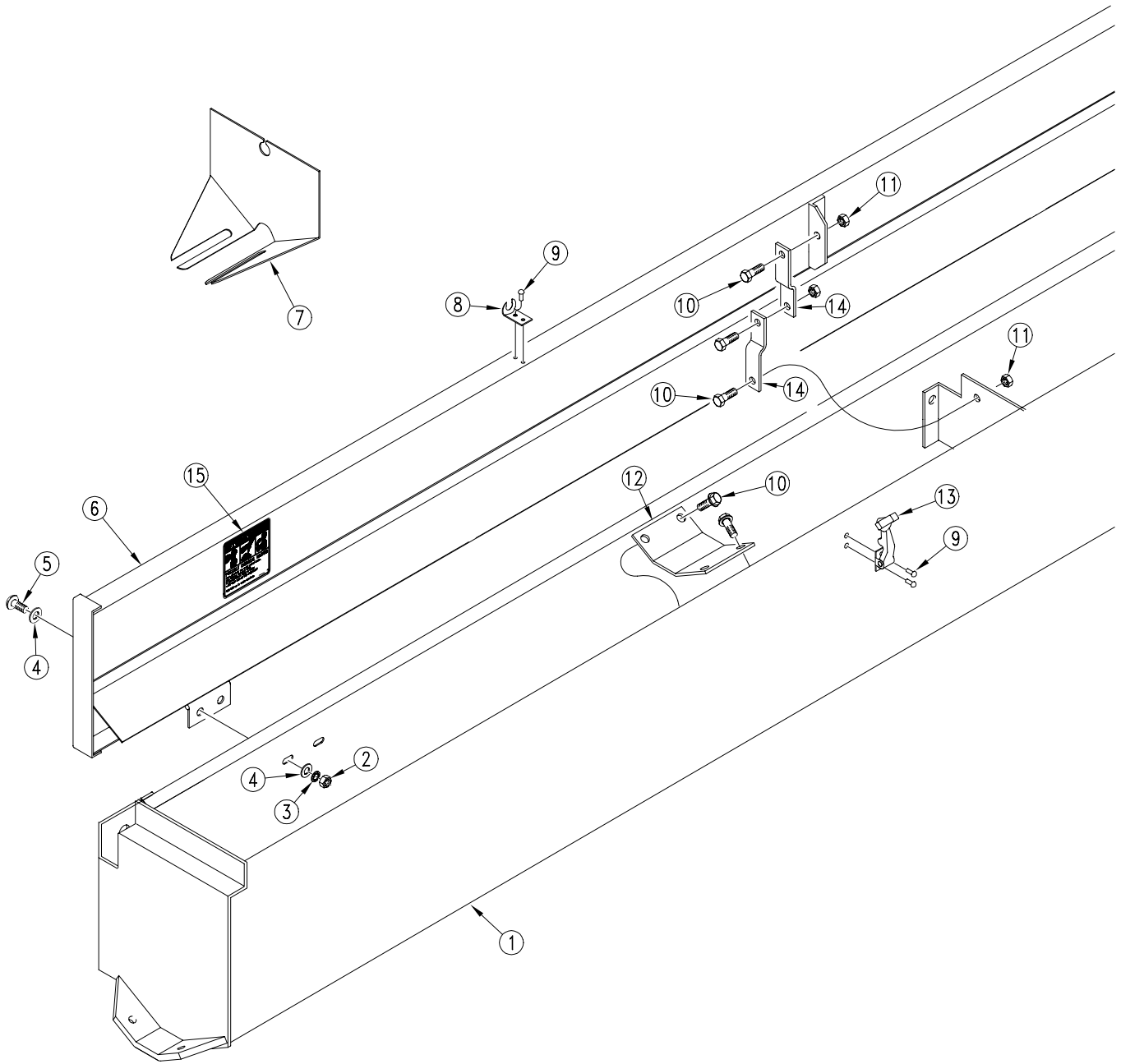
13757

2000 Small Seeds Box with Fertilizer

Ref.	Part No.	Part Description	Comments
1.	119-190D	HANDLE	
2.	123-827H	3PT SML SDS BOX MNT LH W/DRIVE	
	123-828H	3PT SML SDS BOX MNT RH W/DRIVE	
3.	802-258C	HHCS 1/2-13X1 GR5	
4.	123-561D	SMALL SEEDS BOX MOUNT SPACER	
5.	802-038C	HHCS 1/2-13X2 1/4 GR5	
6.	803-169C	NUT HEX FLG. LOCK 1/2-13 PLT.	
7.	802-388C	HFS 3/8-16X1 GR5	
8.	123-784H	3PT 20'-6 SML SDS BOX LH	
	123-786H	3PT 20'-7 SML SDS BOX LH	
	123-788H	3PT 20'-7 1/2 SML SDS BOX LH	
	123-790H	3PT 20'-8 SML SDS BOX LH	
	123-792H	3PT 20'-10 SML SDS BOX LH	
9.	123-785H	3PT 20'-6 SML SDS BOX RH	
	123-787H	3PT 20'-7 SML SDS BOX RH	
	123-789H	3PT 20'-7 1/2 SML SDS BOX RH	
	123-791H	3PT 20'-8 SML SDS BOX RH	
	123-793H	3PT 20'-10 SML SDS BOX RH	
10.	804-011C	WASHER FLAT 3/8 USS PLT	
11.	803-006C	NUT HEX 1/4-20 PLT	
12.	804-006C	WASHER LOCK SPRING 1/4 PLT	
13.	123-491D	HANDLE MOUNT LH CHAIN GUARD	
14.	803-014C	NUT HEX 3/8-16 PLT	
15.	804-013C	WASHER LOCK SPRING 3/8 PLT	
16.	818-055C	DECAL SLOW MOVING-GALV. BACKED	
17.	801-018C	SCREW RD HD 1/4-20 X 5/8	
18.	890-153C	SMV MOUNTING BLADE	
19.	803-209C	NUT FLANGE LOCK 3/8-16 PLT	
20.	802-467C	HFS 3/8-16X2 GR5	
21.	804-016C	WASHER FLAT 1/2 SAE PLT	
22.	804-015C	WASHER LOCK SPRING 1/2 PLT	
23.	803-020C	NUT HEX 1/2-13 PLT	

Legend: ● = 1st revision; ● = 2nd revision; ● = 3rd revision; ● = use up existing stock; ⊗ = not interchangeable; ⊗ ① ● = for example: revision 2 is not interchangeable w/revision 1

Small Seeds Box & Lid Assembly



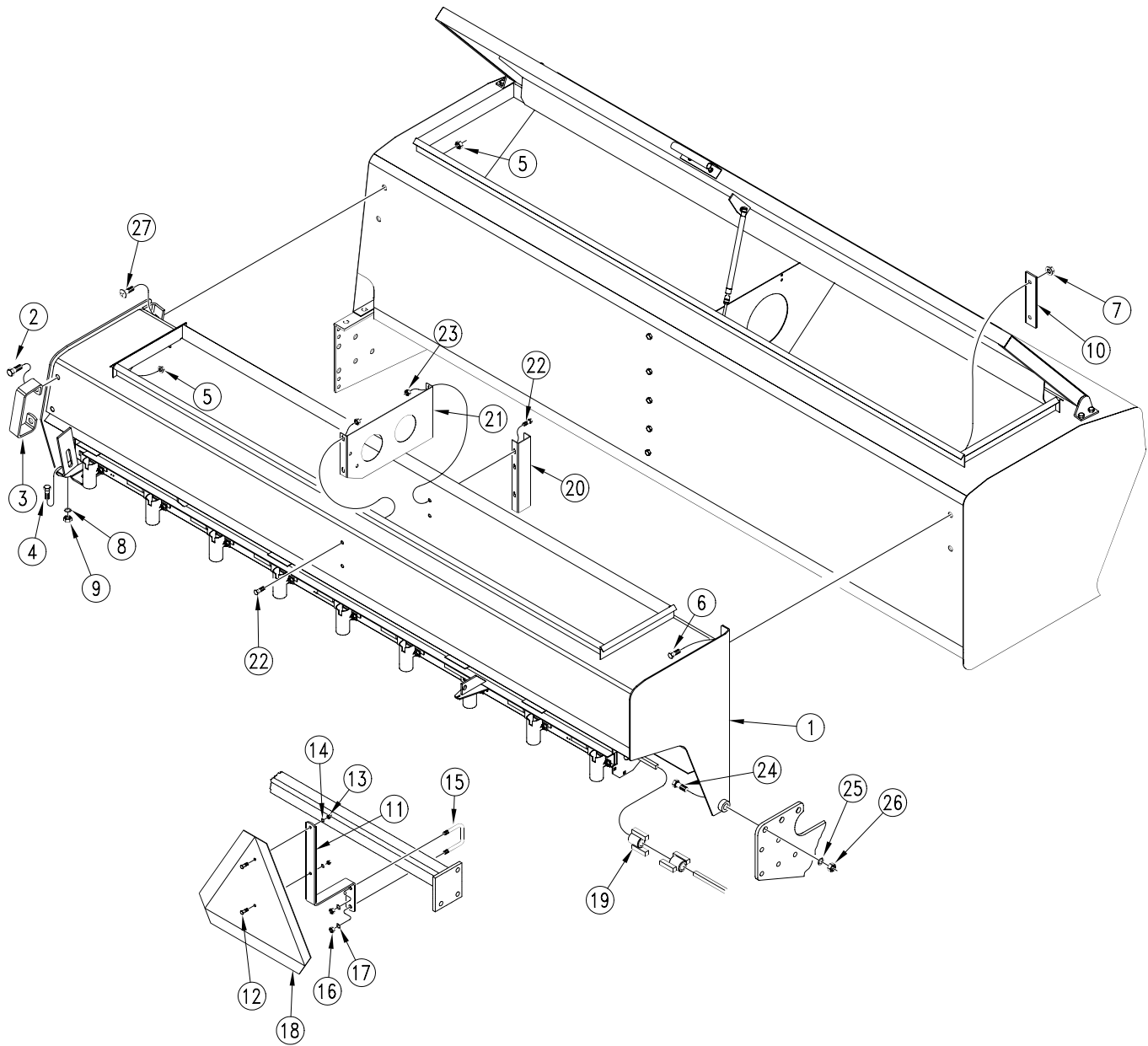
17028

Small Seeds Box & Lid Assembly

Ref.	Part No.	Part Description	Comments
1.	123-774H	3PT 15'-6 SML SDS BOX LH	
	123-775H	3PT 15'-6 SML SDS BOX RH	
	123-776H	3PT 15'-7 SML SDS BOX LH	
	123-777H	3PT 15'-7 SML SDS BOX RH	
	123-778H	3PT 15'-7 1/2 SML SDS BOX LH	
	123-779H	3PT 15'-7 1/2 SML SDS BOX RH	
	123-780H	3PT 15'-8 SML SDS BOX LH	
	123-781H	3PT 15'-8 SML SDS BOX RH	
	123-782H	3PT 15'-10 SML SDS BOX LH	
	123-783H	3PT 15'-10 SML SDS BOX RH	
	123-784H	3PT 20'-6 SML SDS BOX LH	
	123-785H	3PT 20'-6 SML SDS BOX RH	
	123-786H	3PT 20'-7 SML SDS BOX LH	
	123-787H	3PT 20'-7 SML SDS BOX RH	
	123-788H	3PT 20'-7 1/2 SML SDS BOX LH	
	123-789H	3PT 20'-7 1/2 SML SDS BOX RH	
	123-790H	3PT 20'-8 SML SDS BOX LH	
	123-791H	3PT 20'-8 SML SDS BOX RH	
	123-792H	3PT 20'-10 SML SDS BOX LH	
	123-793H	3PT 20'-10 SML SDS BOX RH	
	123-794H	3PT 12'-6 SML SDS BOX	
	123-795H	3PT 12'-7 SML SDS BOX	
	123-796H	3PT 12'-7 1/2 SML SDS BOX	
	123-797H	3PT 12'-8 SML SDS BOX	
	123-798H	3PT 12'-10 SML SDS BOX	
2.	803-001C	NUT HEX 10-24 PLT	
3.	804-054C	WASHER LOCK #10	
4.	804-046C	WASHER FLAT #10 SAE PLT	
5.	801-003C	SCREW RD HD SLT 10-24X1/2 PLT	
6.	123-824H	3PT 12' SML SDS BOX LID	
	123-825H	3PT 15' SML SDS BOX LID	
	123-826H	3PT 20' SML SDS BOX LID	
7.	123-409D	RMVBL SMALL SEED BOX PARTITION	
8.	816-113C	LATCH KEEPER 37-15-061-17	
9.	800-101C	RIVET POP 1/8 .125 AD42BSLF	
10.	802-078C	HHCS 1/4-20X5/8 GR5	
11.	803-007C	NUT LOCK 1/4-20 PLT	
12.	123-118D	SEED ADJUSTMENT SUPPORT	
13.	816-112C	RUBBER LATCH 37-11-065-10	
14.	123-356D	10' EWNT SGS LID LATCH	
15.	838-467C	DECAL SMALL SEEDS DANGER	

Legend: ● = 1st revision; ● = 2nd revision; ● = 3rd revision; ● = use up existing stock; ⊗ = not interchangeable; ⊗ ① ● = for example: revision 2 is not interchangeable w/revision 1

Fertilizer Box Mount



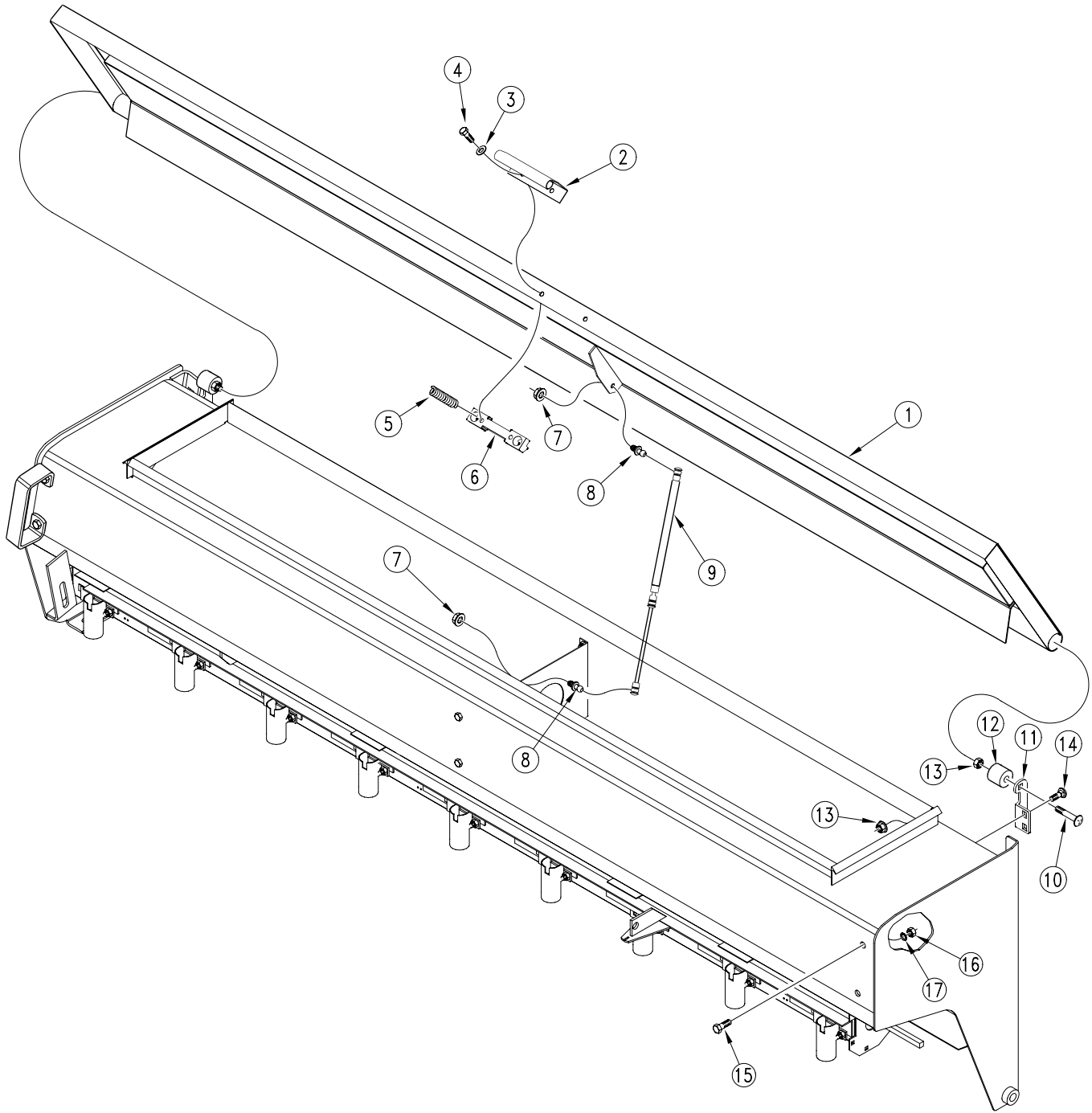
12439

Fertilizer Box Mount

Ref.	Part No.	Part Description	Comments
1.	142-582H	3PT 20' FERT BOX L.H.	
	142-583H	3PT 20' FERT BOX R.H.	
	142-584H	3PT 15' FERT BOX L.H.	
	142-585H	3PT 15' FERT BOX R.H.	
	142-615H	3PT 12' FERT BOX	
2.	802-203C	HFSS 1/2-13X1 1/2 GR5	
3.	119-190D	HANDLE	
4.	802-258C	HHCS 1/2-13X1 GR5	
5.	803-169C	NUT HEX FLG. LOCK 1/2-13 PLT.	
6.	802-388C	HFS 3/8-16X1 GR5	
7.	803-209C	NUT FLANGE LOCK 3/8-16 PLT	
8.	804-015C	WASHER LOCK SPRING 1/2 PLT	
9.	803-020C	NUT HEX 1/2-13 PLT	
10.	123-520D	SEED BOX REINFORCEMENT STRAP	
11.	123-524D	SMV MOUNT BRACKET, EXTENDED	
12.	801-018C	SCREW RD HD 1/4-20 X 5/8	
13.	803-006C	NUT HEX 1/4-20 PLT	
14.	804-006C	WASHER LOCK SPRING 1/4 PLT	
15.	806-004C	U-BOLT 3/8-16 X 2 X 2 3/4	
16.	803-014C	NUT HEX 3/8-16 PLT	
17.	804-013C	WASHER LOCK SPRING 3/8 PLT	
18.	818-055C	DECAL SLOW MOVING-GALV. BACKED	
19.	142-604H	FLEX COUPLER 2 TAB 3/4 HEXSHFT	
20.	142-256D	FERT BOX MOUNT BRACKET	
21.	142-236D	FERT BOX PARTITION	
22.	802-387C	HFS 5/16-18X3/4 GR5	
23.	803-199C	NUT HEX FLANGE 5/16-18 PLT	
24.	802-059C	HHCS 5/8-11X3 GR5	
25.	804-022C	WASHER LOCK SPRING 5/8 PLT	
26.	803-021C	NUT HEX 5/8-11 PLT	
27.	802-034C	HHCS 1/2-13X1 1/4 GR5	

Legend: ① = 1st revision; ② = 2nd revision; ③ = 3rd revision; ● = use up existing stock; ⊗ = not interchangeable; ⊗ ① ② = for example: revision 2 is not interchangeable w/revision 1

Fertilizer Lid Assembly



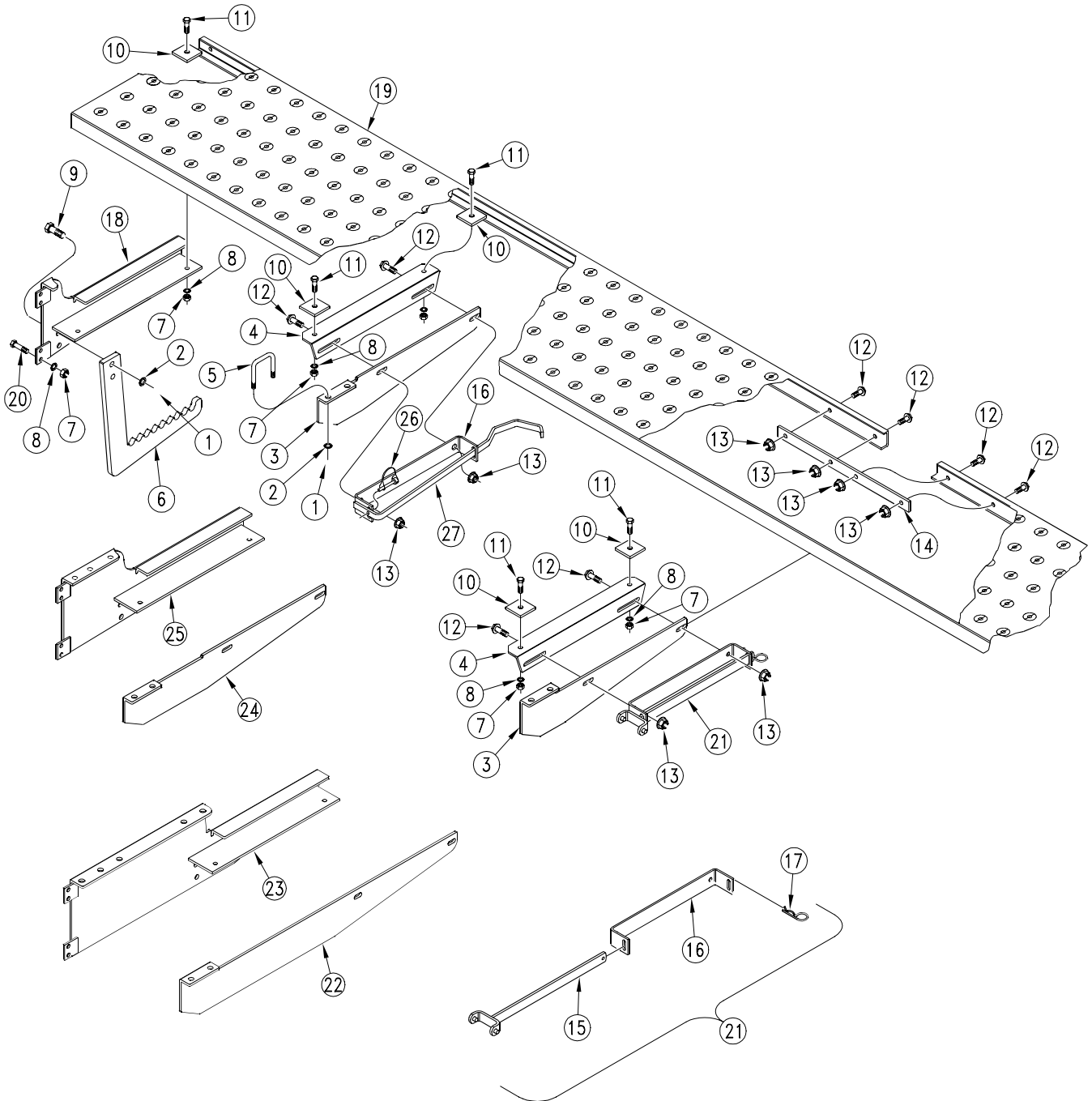
12444

Fertilizer Lid Assembly

Ref.	Part No.	Part Description	Comments
1.	119-232H	LID 106 FERTILIZER	
	119-233H	LID 76 7/8 FERTILIZER	
	119-234H	LID 126 11/16 FERTILIZER	
2.	119-154D	LID HANDLE	
3.	⊗ 804-036C	WASHER FLAT 5/16 SAE PLT	
	● ① 804-010C	WASHER FLAT 5/16 USS PLT	Replaced by 804-036C
4.	802-425C	HHCS 5/16-18X1 1/4 NYL	
5.	807-106C	SPRING .540 O.D.X 1 1/4 X.054W	
6.	119-153D	LATCH CASTING MACHINED	
7.	803-011C	NUT LOCK 5/16-18 PLT	
8.	800-121C	BALL STUD 10MM X 5/16-18 UNC	
9.	890-308C	9 1/4-15 X 70LB GAS SPRING	
10.	802-411C	RHSNB 3/8-16X2 GR5	
11.	142-263D	FERT BOX LID HINGE L.H.	
	142-264D	FERT BOX LID HINGE R.H.	
12.	313-186D	LID HINGE PIVOT	
13.	803-209C	NUT FLANGE LOCK 3/8-16 PLT	
14.	802-015C	RHSNB 3/8-16X1 GR5	
15.	802-388C	HFS 3/8-16X1 GR5	
16.	803-014C	NUT HEX 3/8-16 PLT	
17.	804-013C	WASHER LOCK SPRING 3/8 PLT	

Legend: ● = 1st revision; ⊗ = 2nd revision; ⊗ = 3rd revision; ● = use up existing stock; ⊗ = not interchangeable; ⊗ ① = for example: revision 2 is not interchangeable w/revision 1

Walkboard Assembly



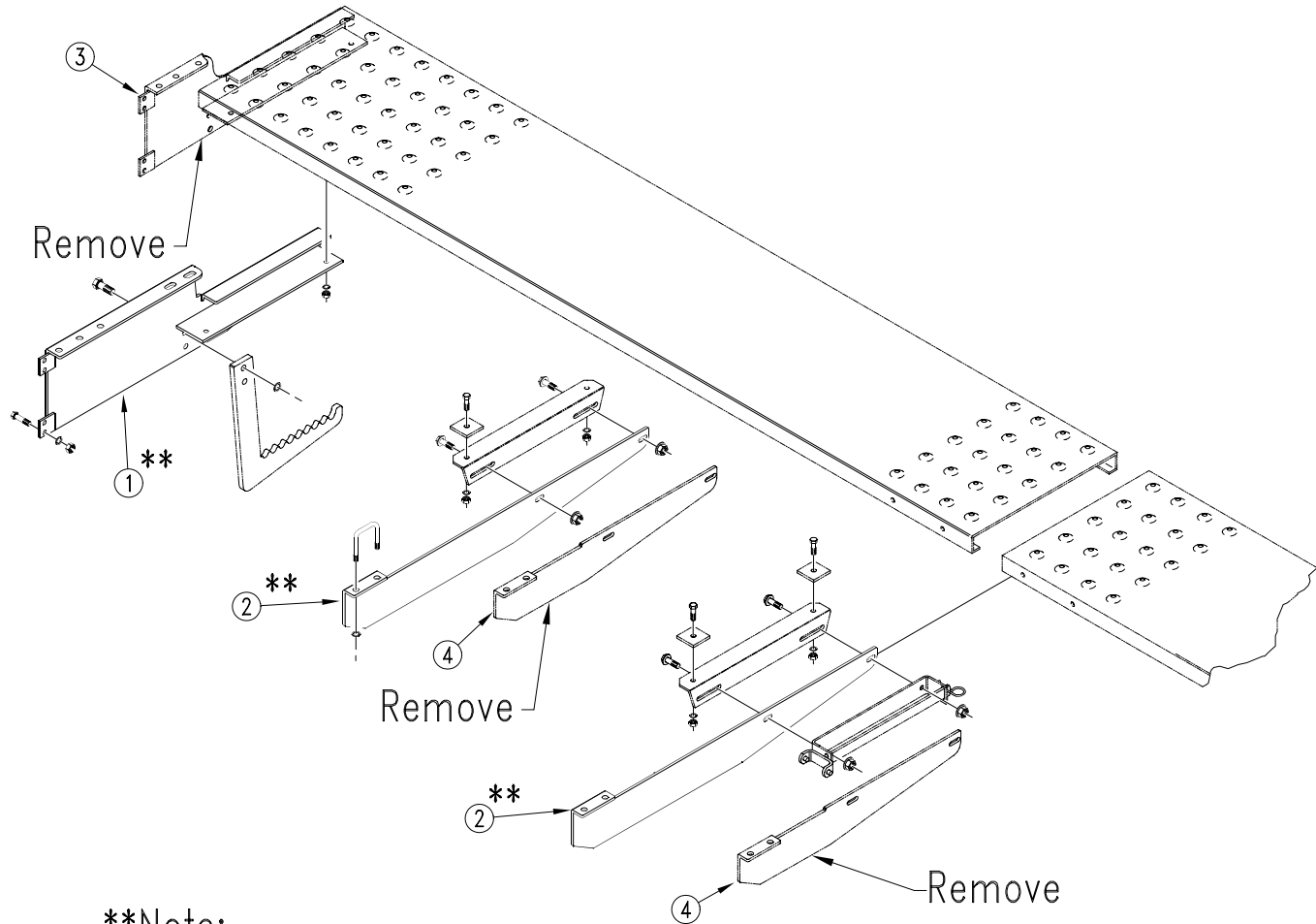
11970

Walkboard Assembly

Ref.	Part No.	Part Description	Comments
1.	803-020C	NUT HEX 1/2-13 PLT	
2.	804-015C	WASHER LOCK SPRING 1/2 PLT	
3.	119-167D	WALKBOARD MOUNT ARM, SEED	
4.	119-166D	WALKBOARD MOUNT PLATE, ADAPTOR	
5.	806-005C	U-BOLT 1/2-13 X 2 X 3 GR 5	
6.	119-192D	STEP	
7.	803-014C	NUT HEX 3/8-16 PLT	
8.	804-013C	WASHER LOCK SPRING 3/8 PLT	
9.	802-091C	HHCS 1/2-13X1 1/2 GR5	
10.	119-032D	3-PT STEP RETAINER	
11.	802-079C	HHCS 3/8-16X1 1/4 GR5	
12.	802-388C	HFS 3/8-16X1 GR5	
13.	803-209C	NUT FLANGE LOCK 3/8-16 PLT	
14.	119-163D	WALKBOARD TIE BAR	
15.	198-126H	SPRING ADJUSTMENT TOOL WELD	
16.	119-211D	OPENER HANDLE HOLDER	
17.	805-032C	PIN HAIR COTTER .148 WIRE	
18.	119-237H	WALKBOARD END BRACKET SEED LH	
	119-238H	WALKBOARD END BRACKET SEED RH	
19.	119-155D	WALKBOARD 3 PT 15'	
	119-156D	WALKBOARD 3PT 20'	
	119-203D	WALKBOARD 3PT 12'	
20.	802-017C	HHCS 3/8-16X1 GR5	
21.	198-234L	OPENER SPRING ADJUST HANDLE	
22.	119-222D	WB MOUNT ARM FERT & SML SDS	
	119-256H	WB END BRKT FERT & SML SDS LH	
23.	119-257H	WB END BRKT FERT & SML SDS RH	
24.	119-168D	WALKBOARD MOUNT ARM, FERT	
25.	119-236H	WALKBOARD END BRACKET FERT RH	
	119-235H	WALKBOARD END BRACKET FERT LH	
26.	805-065C	PIN WIRE RETAINING 1/4 X 1 3/4	1998+
27.	198-215D	20 SER SEED-LOK HANDLE	1998+

Legend: ● = 1st revision; ● = 2nd revision; ● = 3rd revision; ● = use up existing stock; ⊗ = not interchangeable; ⊗ ① ● = for example: revision 2 is not interchangeable w/revision 1

Small Seeds Walkboard



**Note:

Brackets #1 & #2 apply when drill is equipped with Fertilizer and Small Seeds option.

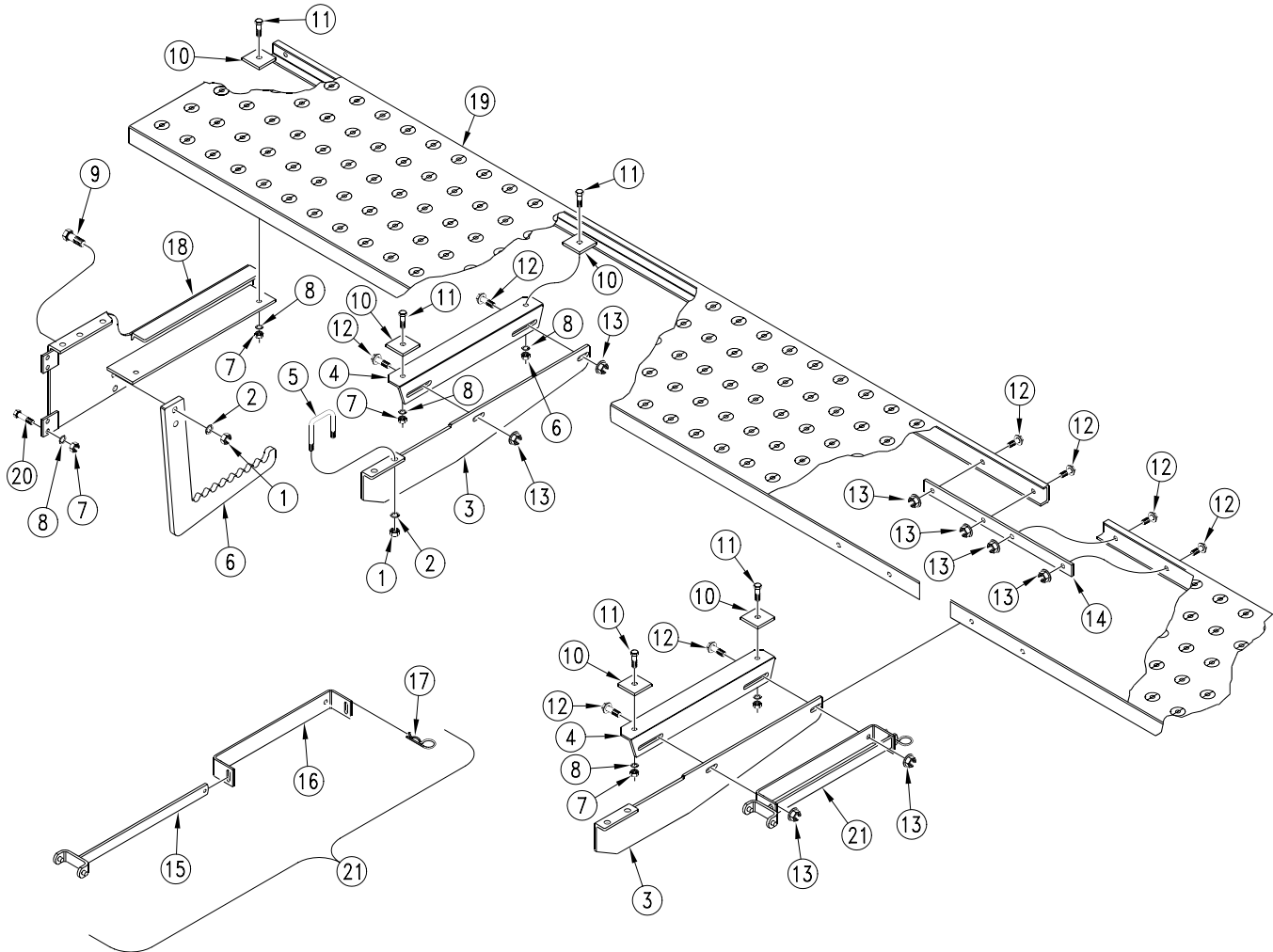
Brackets #3 & #4 apply when drill is equipped with Small Seeds option only.

Small Seeds Walkboard

Ref.	Part No.	Part Description	Comments
1.	119-256H	WB END BRKT FERT & SML SDS LH	
	119-257H	WB END BRKT FERT & SML SDS RH	
2.	119-222D	WB MOUNT ARM FERT & SML SDS	
3.	119-235H	WALKBOARD END BRACKET FERT LH	
	119-236H	WALKBOARD END BRACKET FERT RH	
4.	119-168D	WALKBOARD MOUNT ARM, FERT	

Legend: ① = 1st revision; ② = 2nd revision; ③ = 3rd revision; ● = use up existing stock; ⊗ = not interchangeable; ⊗ ① ② = for example: revision 2 is not interchangeable w/revision 1

Fertilizer Walkboard



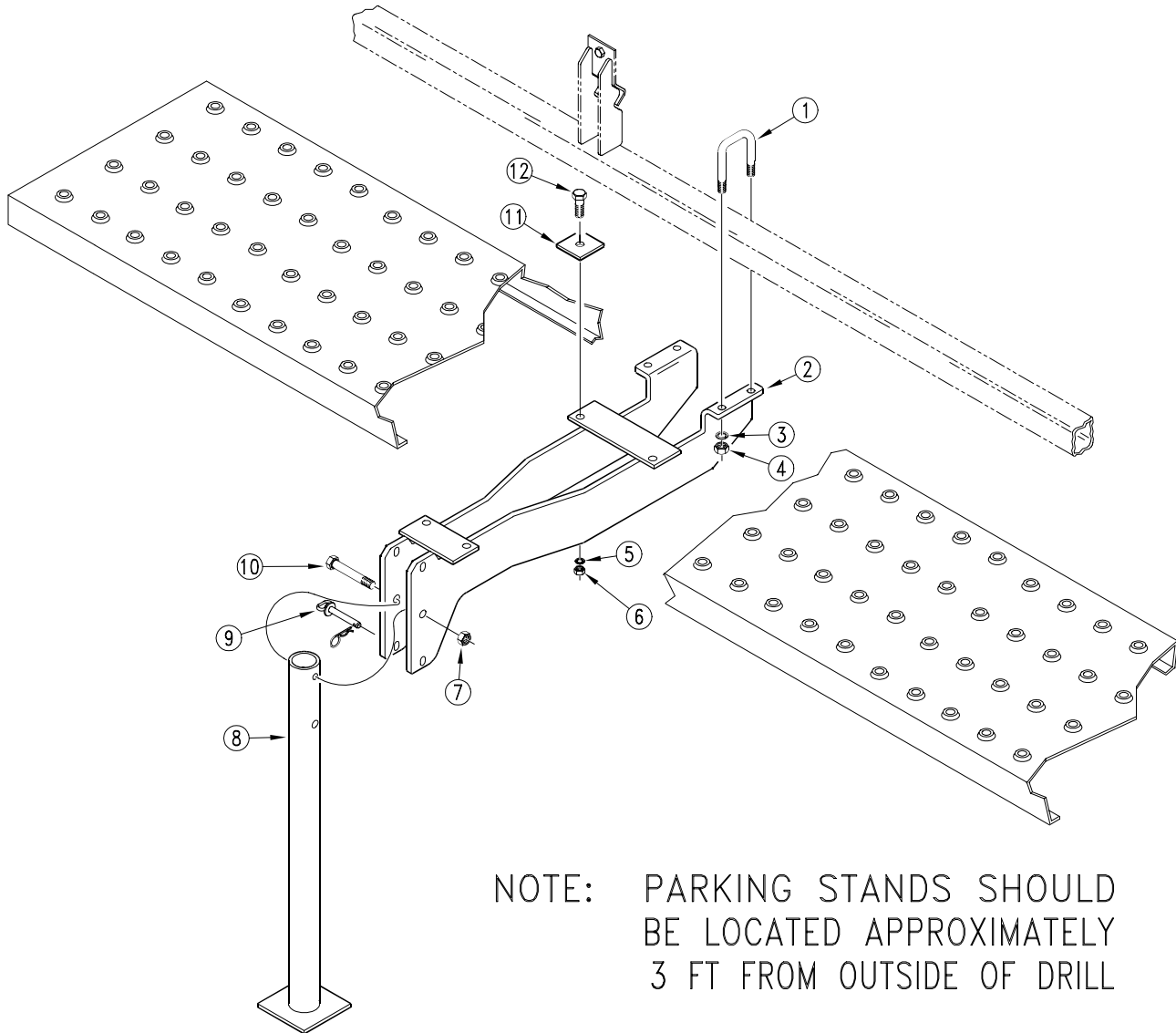
12465

Fertilizer Walkboard

Ref.	Part No.	Part Description	Comments
1.	803-020C	NUT HEX 1/2-13 PLT	
2.	804-015C	WASHER LOCK SPRING 1/2 PLT	
3.	119-168D	WALKBOARD MOUNT ARM, FERT	
4.	119-166D	WALKBOARD MOUNT PLATE, ADAPTOR	
5.	806-005C	U-BOLT 1/2-13 X 2 X 3 GR 5	
6.	119-192D	STEP	
7.	803-014C	NUT HEX 3/8-16 PLT	
8.	804-013C	WASHER LOCK SPRING 3/8 PLT	
9.	802-091C	HHCS 1/2-13X1 1/2 GR5	
10.	119-032D	3-PT STEP RETAINER	
11.	802-079C	HHCS 3/8-16X1 1/4 GR5	
12.	802-388C	HFS 3/8-16X1 GR5	
13.	803-209C	NUT FLANGE LOCK 3/8-16 PLT	
14.	119-163D	WALKBOARD TIE BAR	
15.	198-126H	SPRING ADJUSTMENT TOOL WELD	For 10 Series Openers only.
16.	119-211D	OPENER HANDLE HOLDER	For 10 Series Openers only.
17.	805-032C	PIN HAIR COTTER .148 WIRE	
18.	119-235H	WALKBOARD END BRACKET FERT LH	
	119-236H	WALKBOARD END BRACKET FERT RH	Shown.
19.	119-155D	WALKBOARD 3 PT 15'	
	119-156D	WALKBOARD 3PT 20'	
	119-203D	WALKBOARD 3PT 12'	
20.	802-017C	HHCS 3/8-16X1 GR5	
21.	198-234L	OPENER SPRING ADJUST HANDLE	For 10 Series Openers only.

Legend: ● = 1st revision; ● = 2nd revision; ● = 3rd revision; ● = use up existing stock; ⊗ = not interchangeable; ⊗ ① ● = for example: revision 2 is not interchangeable w/revision 1

Parking Stand (Option)



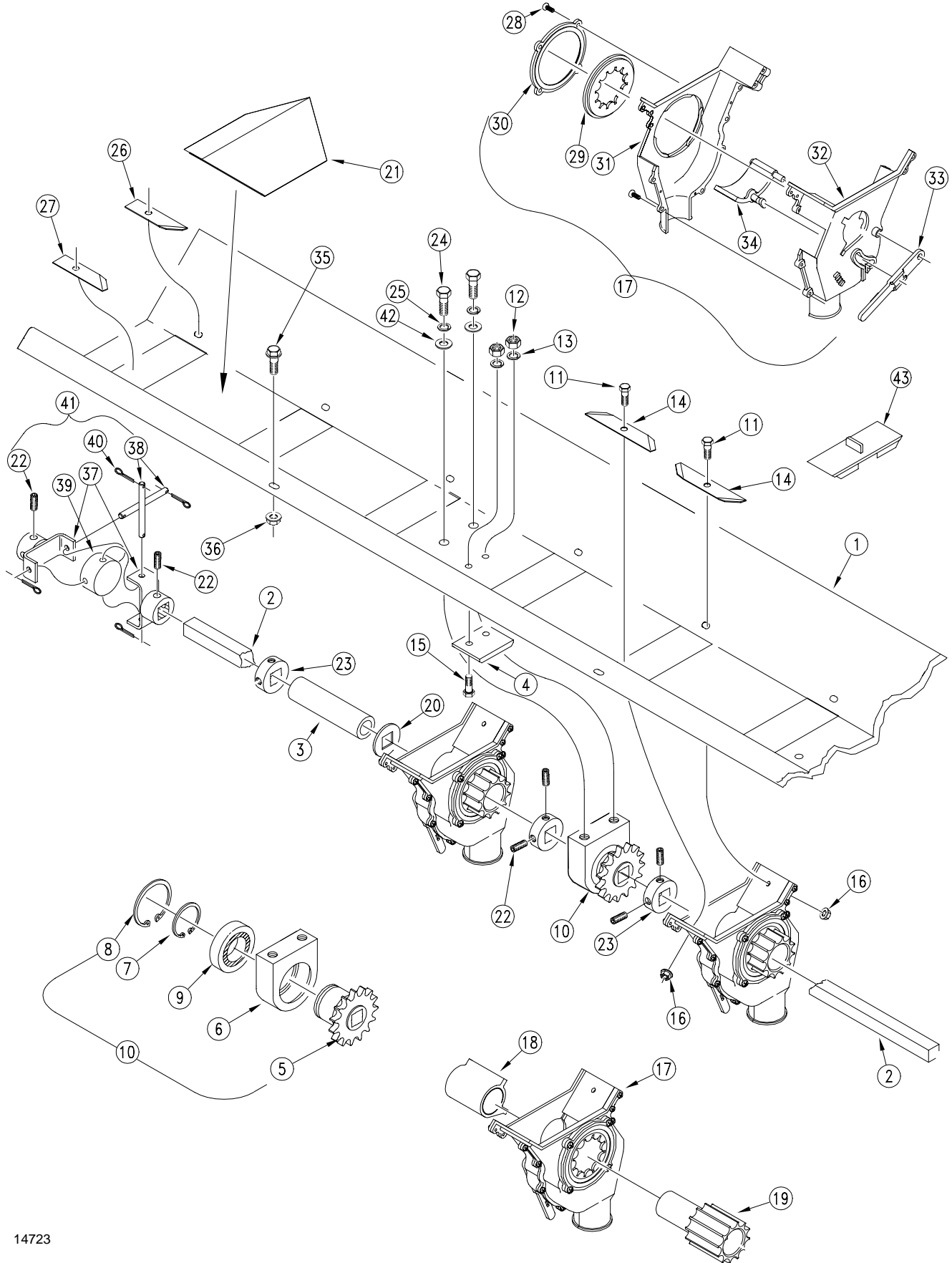
NOTE: PARKING STANDS SHOULD BE LOCATED APPROXIMATELY 3 FT FROM OUTSIDE OF DRILL

Parking Stand (Option)

Ref.	Part No.	Part Description	Comments
1.	806-005C	U-BOLT 1/2-13 X 2 X 3 GR 5	
2.	119-239H	STAND MOUNT, SEED FRONT TUBE	
	119-240H	STAND MOUNT, FERT FRONT TUBE	
	119-241H	STAND MOUNT, FERT REAR TUBE	
	119-242H	STAND MOUNT, SEED REAR TUBE	
3.	804-015C	WASHER LOCK SPRING 1/2 PLT	
4.	803-020C	NUT HEX 1/2-13 PLT	
5.	804-013C	WASHER LOCK SPRING 3/8 PLT	
6.	803-014C	NUT HEX 3/8-16 PLT	
7.	803-019C	NUT LOCK 1/2-13 PLT	
8.	119-105H	JACK STAND ASSEMBLY	
9.	805-001C	PIN BENT 3/8 X 3 USABLE LW/PIN	
10.	802-041C	HHCS 1/2-13X3 1/2 GR5	
11.	119-032D	3-PT STEP RETAINER	
12.	802-079C	HHCS 3/8-16X1 1/4 GR5	

Legend: ● = 1st revision; ● = 2nd revision; ● = 3rd revision; ● = use up existing stock; ⊗ = not interchangeable; ⊗ ① ● = for example: revision 2 is not interchangeable w/revision 1

Feeder Cup Channel



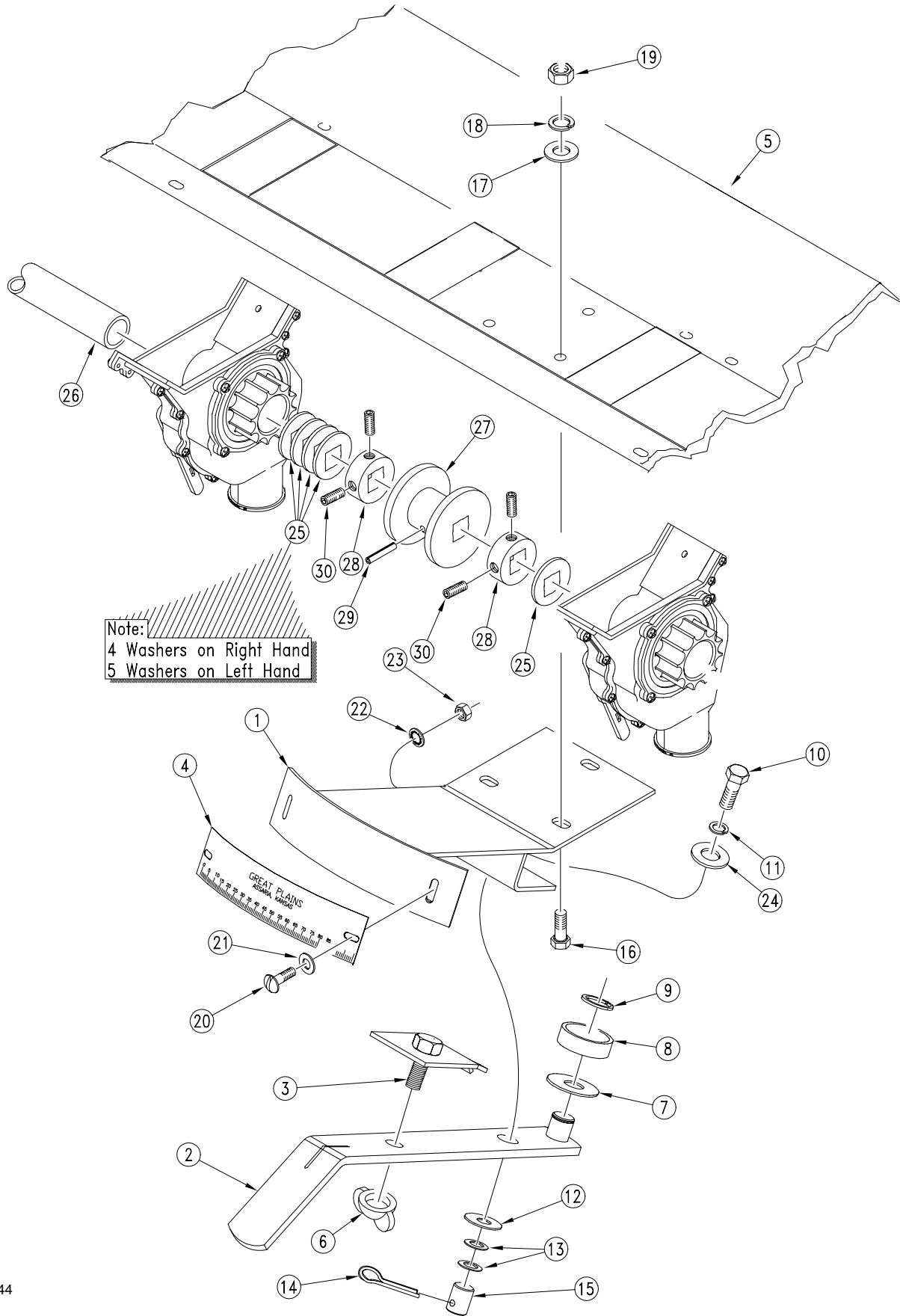
14723

Feeder Cup Channel

Ref.	Part No.	Part Description	Comments
1.		FEEDER CUP CHANNEL	See "Feeder Cup Spacings" page 4-5 through page 4-15.
2.		FEEDER CUP SHAFT	See "Feeder Cup Spacings" page 4-5 through page 4-15.
3.		SPACER TUBE	See "Feeder Cup Spacings" page 4-5 through page 4-15.
4.	118-348D	CHAIN DEFLECTOR RPLBY817-204C	
5.	⊗ 118-508D	BEARING HUB 40A15	(After 5-1-97)
	● ① 118-227E	REPLACED BY 118-508D	(Before 5-1-97)
6.	118-336D	FEEDER CUP BEARING HOUSING	
7.	800-004C	SNAP RING EXT BASIC 1.880	
8.	800-107C	SNAP RING INT 2.165	
9.	822-103C	BRG 30MM B X 55MM OD	
10.	118-226S	FEEDER CUP BEARING ASSEMBLY	
11.	802-004C	HHCS 1/4-20X3/4 GR5	
12.	803-006C	NUT HEX 1/4-20 PLT	
13.	804-006C	WASHER LOCK SPRING 1/4 PLT	
14.	118-341D	2SNT SEED BOX DIVIDER CLIP	
15.	802-078C	HHCS 1/4-20X5/8 GR5	
16.	803-194C	NUT HEX WHIZ 1/4-20 PLT	
17.	817-075C	SEED CUP ASSEMBLY	
18.	817-074C	SEED CUP SLEEVE	
19.	⊗ 890-190C	PM SEED CUP SPROCKET	
	● ① 817-072C	NYLON SEED CUP SPROCKET	
20.	804-031C	WASHER RETAINING	
21.		BOX DIVIDER	See "Feeder Cup Spacings" page 4-5 through page 4-15.
22.	801-035C	SCREW SET 5/16-18 SKT KP X 3/8	
23.	⊗ 890-350C	5/8 SHAFT LOCKING COLLAR	
	● ① 182-022D	REPLACED BY 890-350C	
24.	802-014C	HHCS 3/8-16X3/4 GR5	
25.	804-013C	WASHER LOCK SPRING 3/8 PLT	
26.	118-453D	SEED BOX DIVIDER HALF CLIP LH	
27.	118-454D	SEED BOX DIVIDER HALF CLIP RH	
28.	801-057C	SCR SELF TAP 8X3/8 TYPE25 BT	
29.	817-004C	NYLON WASHER	
30.	817-073C	SEED CUP WASHER RETAINER	
31.	817-068C	SEED CUP LEFT HALF	
32.	817-069C	SEED CUP RIGHT HALF	
33.	817-071C	SEED CUP ADJUSTMENT HANDLE	
34.	817-070C	SEED CUP DOOR	
35.	802-196C	HFSS 1/4-20X5/8 GR5	
36.	803-088C	NUT HEX LOCK 1/4-20 FLG	
37.	118-623H	FLEX COUPLER HUB & PIN BRACKET	
38.	118-505D	COUPLER PIN	
39.	118-504D	FLEX COUPLER CENTER SLIDE	
40.	805-067C	PIN COTTER 1/8 X 3/4	
41.	118-624S	FLEX COUPLER ASSY-FIELD	
42.	804-012C	WASHER FLAT 3/8 SAE PLT	
43.	817-087C	1 3/4 WIDE FEEDER CUP PLUG	

Legend: ● = 1st revision; ⊗ = 2nd revision; ⊕ = 3rd revision; ● = use up existing stock; ⊗ = not interchangeable; ⊗ ① ⊗ = for example: revision 2 is not interchangeable w/revision 1

Seed Rate Handle



Note:
4 Washers on Right Hand
5 Washers on Left Hand

12044

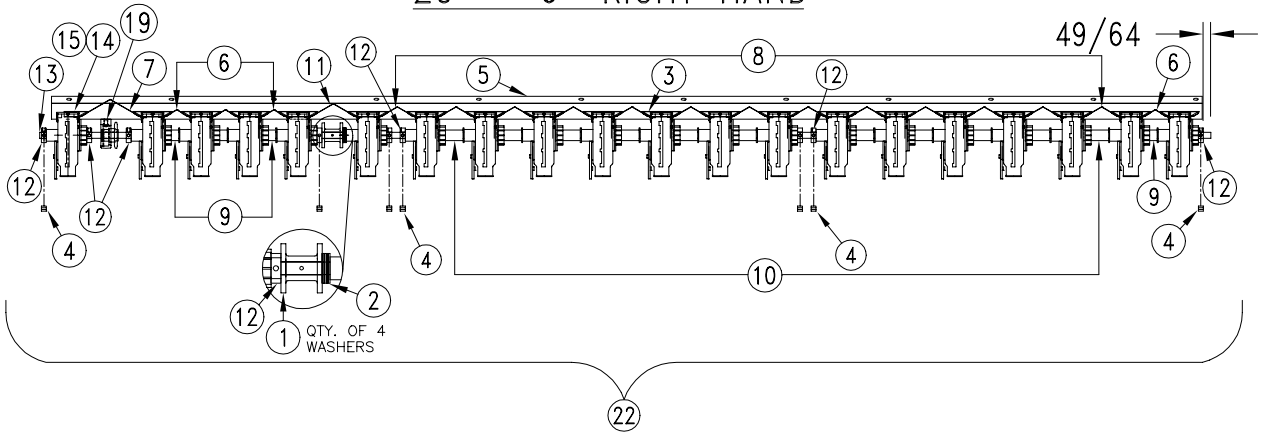
Seed Rate Handle

Ref.	Part No.	Part Description	Comments
1.	118-444H	SEED RATE ADJ WLDMNT	
2.	118-443H	SEED RATE ADJ HANDLE WLDMNT	
3.	109-025H	ADJ LOCK PLATE ASS'Y - 1 1/2 W	
4.	819-001C	NAME PLATE ADJ GAUGE LONG	
5.		FEEDER CUP CHANNEL	See "Feeder Cup Spacings" page 4-5 through page 4-15.
6.	803-016C	NUT WING 1/2-13 PLT	
7.	804-001C	WASHER ADJ HANDLE BRG	
8.	822-008C	BEARING ADJ HANDLE 6203 2RS	
9.	800-003C	SNAP RING EXT 17 MM	
10.	802-014C	HHCS 3/8-16X3/4 GR5	
11.	804-013C	WASHER LOCK SPRING 3/8 PLT	
12.	804-021C	WASHER FLAT 5/8 SAE PLT	
13.	804-040C	WASHER MACH 1.00 X .625 X 18GA	
14.	805-016C	PIN COTTER 3/16 X 1 1/4 PLT	
15.	109-069D	ADJUSTMENT HANDLE PIVOT	
16.	802-007C	HHCS 5/16-18X3/4 GR5	
17.	804-036C	WASHER FLAT 5/16 SAE PLT	
18.	804-009C	WASHER LOCK SPRING 5/16 PLT	
19.	803-008C	NUT HEX 5/16-18 PLT	
20.	801-001C	SCREW RD HD 8-32 X 3/8 BRASS	
21.	804-003C	WASHER FLAT #8 BRASS	
22.	804-002C	WASHER INTERNAL STAR #8 BRASS	
23.	803-035C	NUT HEX 8-32 BRASS	
24.	804-012C	WASHER FLAT 3/8 SAE PLT	
25.	804-031C	WASHER RETAINING	
26.		SPACER	See "Feeder Cup Spacings" page 4-5 through page 4-15.
27.	109-091D	MACHINED ADJUSTMENT SPOOL	
28.	⊗ 890-350C	5/8 SHAFT LOCKING COLLAR	
	● 182-022D	REPLACED BY 890-350C	
29.	805-023C	PIN ROLL 3/16X1 1/4 PLT	
30.	801-035C	SCREW SET 5/16-18 SKT KP X 3/8	

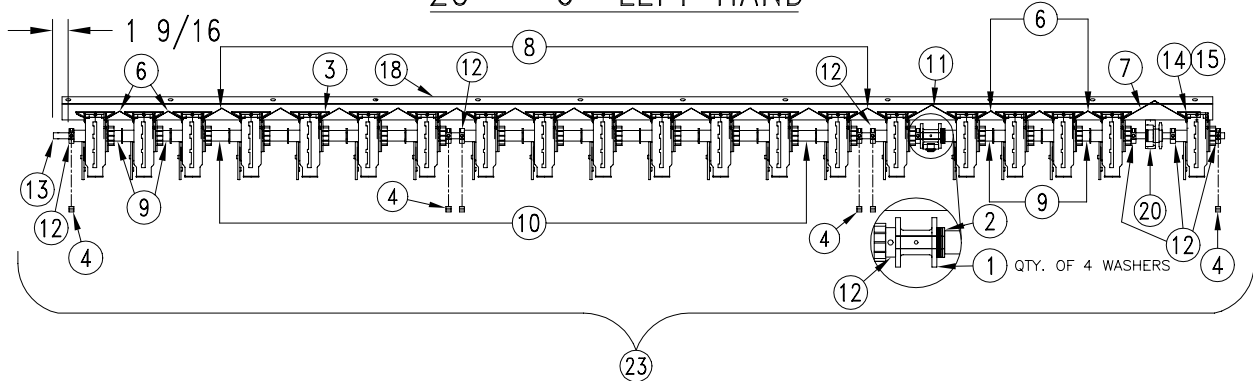
Legend: ● = 1st revision; ⊗ = 2nd revision; ⊕ = 3rd revision; ● = use up existing stock; ⊗ = not interchangeable; ⊗ ⊕ = for example: revision 2 is not interchangeable w/revision 1

2000 Drill Feeder Cup Spacing

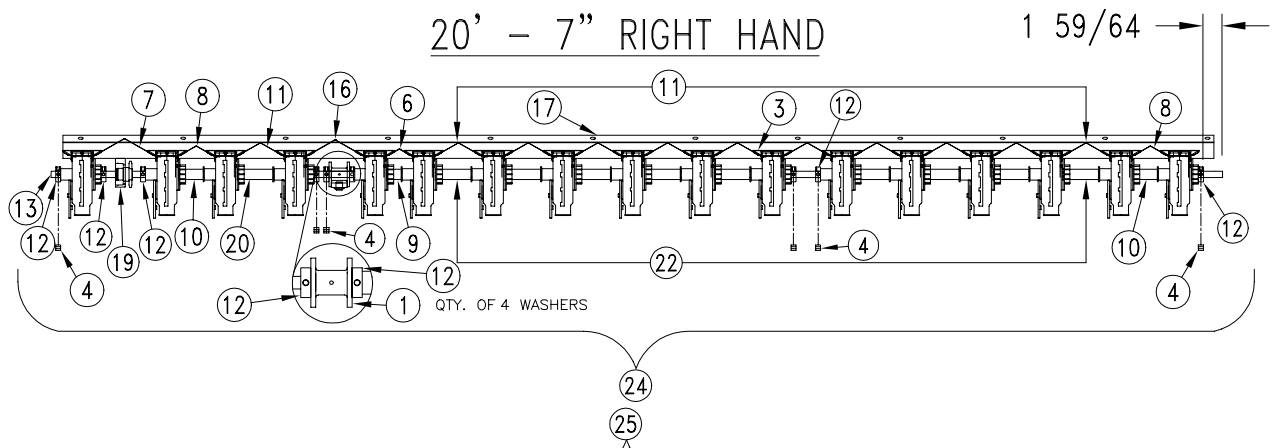
20' - 6" RIGHT HAND



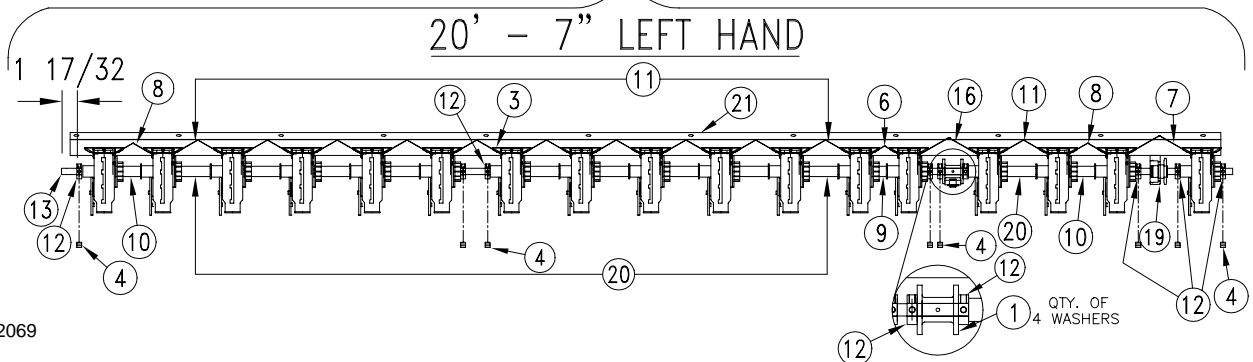
20' - 6" LEFT HAND



20' - 7" RIGHT HAND



20' - 7" LEFT HAND



12069

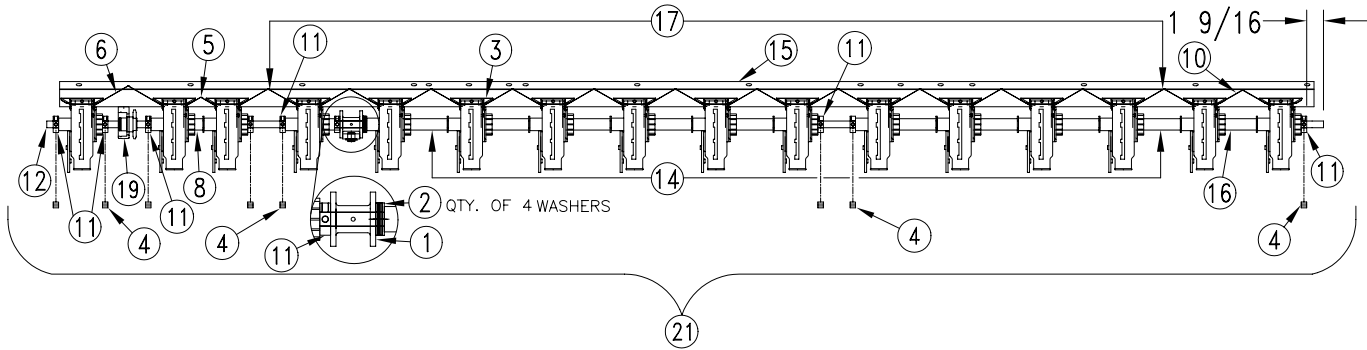
2000 Drill Feeder Cup Spacing

Ref.	Part No.	Part Description	Comments
1.	109-091D	MACHINED ADJUSTMENT SPOOL	
2.	804-031C	WASHER RETAINING	
3.	118-341D	2SNT SEED BOX DIVIDER CLIP	
4.	801-035C	SCREW SET 5/16-18 SKT KP X 3/8	
5.	118-412D	20'3PT FEEDERCUP TRAY 6 RH	
6.	118-431D	3 BOX DIVIDER FOR 4 7/8 ROW	
7.	118-432D	6 5/8 BOX DVDR FOR 8 1/2 ROW	
8.	118-433D	4 BOX DIVIDER FOR 5 7/8 ROW	
9.	118-434D	SPACER TUBE X 1.454	
10.	118-436D	SPACER TUBE X 2.470	
11.	118-437D	5 1/8 BOX DIVIDER FOR 7 ROW	
12.	⊗ 890-350C	5/8 SHAFT LOCKING COLLAR	
	● ① 182-022D	REPLACED BY 890-350C	
13.	118-450D	SQ BAR 5/8 CR X 117 1/8	
14.	118-453D	SEED BOX DIVIDER HALF CLIP LH	
15.	118-454D	SEED BOX DIVIDER HALF CLIP RH	
16.	118-372D	6 1/8 BOX DVDR FOR 8 ROW	
17.	118-419D	20'3PT FEEDERCUP TRAY 7 RH	
18.	118-411D	20'3PT FEEDERCUP TRAY 6 LH	
19.	118-226S	FEEDER CUP BEARING ASSEMBLY	
20.	118-438D	SPACER TUBE X 3.579	
21.	118-420D	20'3PT FEEDERCUP TRAY 7 LH	
22.	118-420K	20'3PT FEEDRCUP TRAY 6RH ASSY	
23.	118-419K	20'3PT FEEDRCUP TRAY 6LH ASSY	
24.	118-428K	20'3PT FEEDRCUP TRAY 7RH ASSY	
25.	118-427K	20'3PT FEEDRCUP TRAY 7LH ASSY	

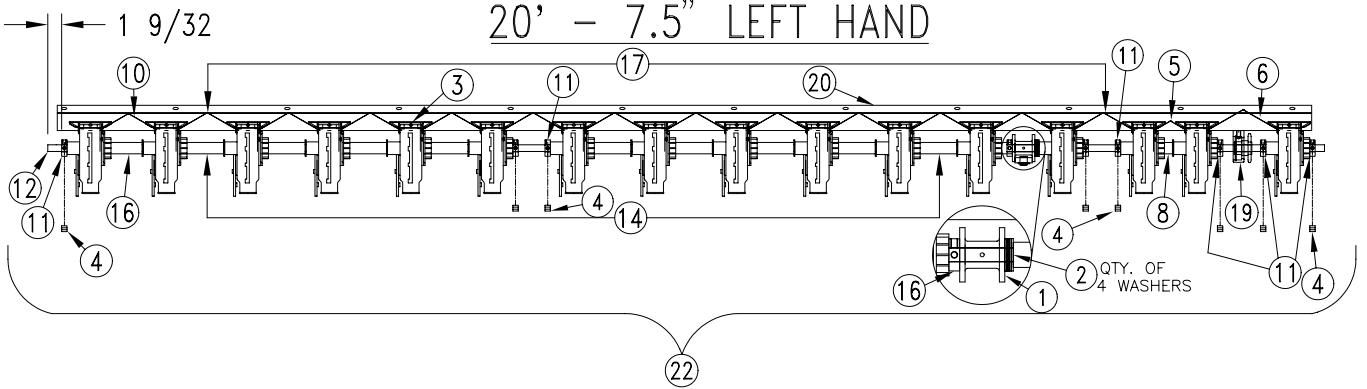
Legend: ● = 1st revision; ⊗ = 2nd revision; ⊕ = 3rd revision; ● = use up existing stock; ⊗ = not interchangeable; ⊗ ① ⊗ = for example: revision 2 is not interchangeable w/revision 1

2000 Drill Feeder Cup Spacing

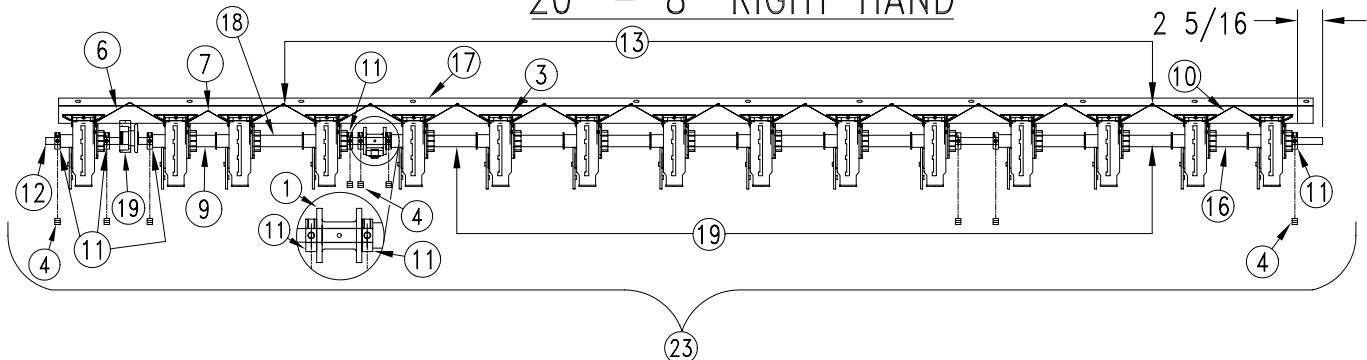
20' - 7.5" RIGHT HAND



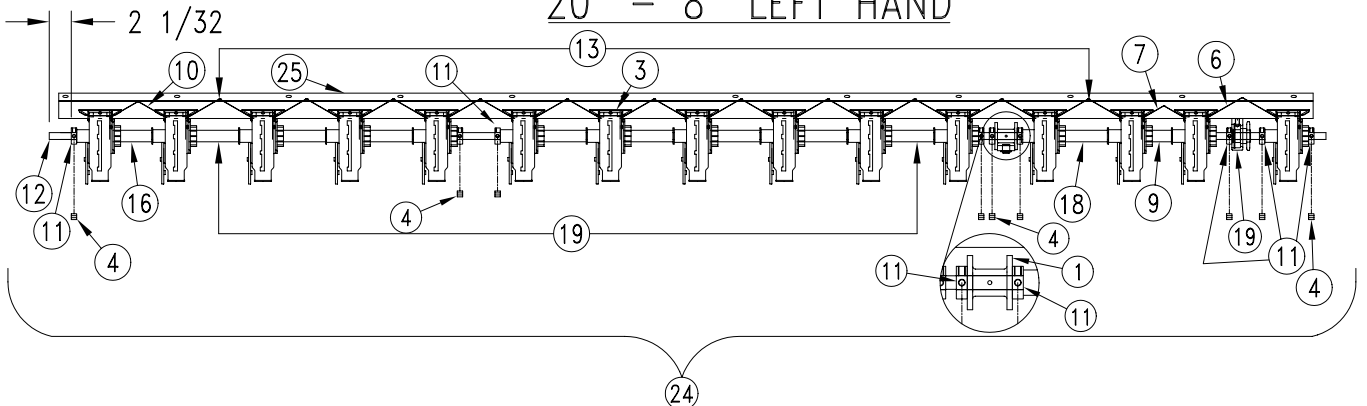
20' - 7.5" LEFT HAND



20' - 8" RIGHT HAND



20' - 8" LEFT HAND



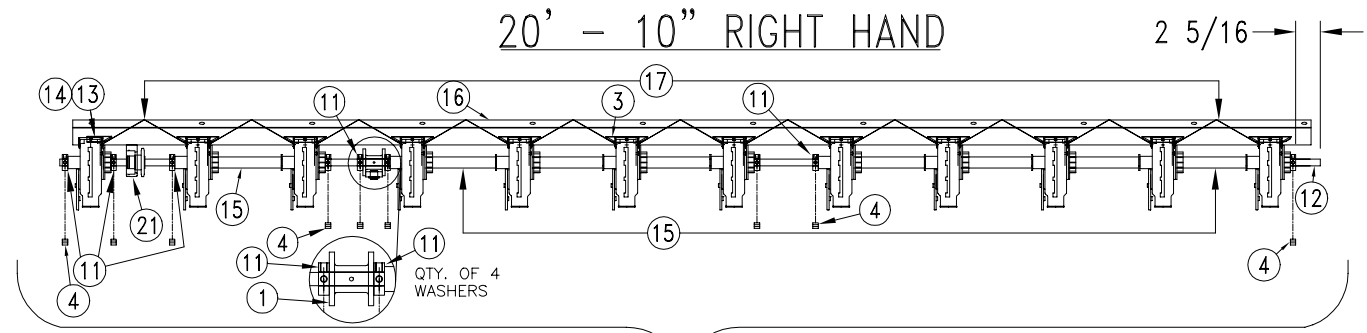
12071

2000 Drill Feeder Cup Spacing

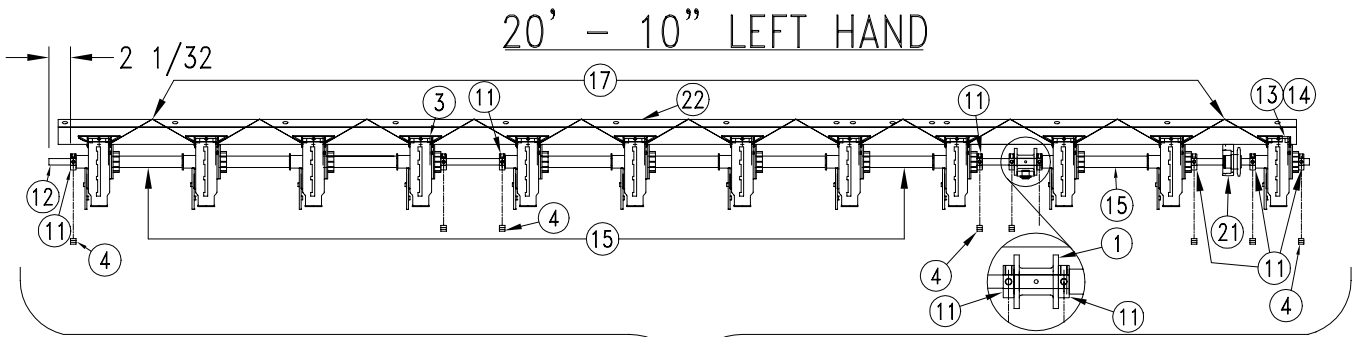
Ref.	Part No.	Part Description	Comments
1.	109-091D	MACHINED ADJUSTMENT SPOOL	
2.	804-031C	WASHER RETAINING	
3.	118-341D	2SNT SEED BOX DIVIDER CLIP	
4.	801-035C	SCREW SET 5/16-18 SKT KP X 3/8	
5.	118-431D	3 BOX DIVIDER FOR 4 7/8 ROW	
6.	118-432D	6 5/8 BOX DVDER FOR 8 1/2 ROW	
7.	118-433D	4 BOX DIVIDER FOR 5 7/8 ROW	
8.	118-434D	SPACER TUBE X 1.454	
9.	118-436D	SPACER TUBE X 2.470	
10.	118-437D	5 1/8 BOX DIVIDER FOR 7 ROW	
11.	⊗ 890-350C	5/8 SHAFT LOCKING COLLAR	
	● ① 182-022D	REPLACED BY 890-350C	
12.	118-450D	SQ BAR 5/8 CR X 117 1/8	
13.	118-372D	6 1/8 BOX DVDR FOR 8 ROW	
14.	118-346D	SPACER TUBE X 4.078	
15.	118-414D	20'3PT FEEDERCUP TRAY 7 1/2RH	
16.	118-438D	SPACER TUBE X 3.579	
17.	118-417D	20'3PT FEEDERCUP TRAY 8 RH	
18.	152-040D	4.579 FEEDER CUP SPACER	
19.	118-226S	FEEDER CUP BEARING ASSEMBLY	
20.	118-413D	20'3PT FEEDERCUP TRAY 7 1/2LH	
21.	118-422K	20'3PT FEEDRCUP TRY 7.5RH ASSY	
22.	118-421K	20'3PT FEEDRCUP TRY 7.5LH ASSY	
23.	118-426K	20'3PT FEEDRCUP TRAY 8RH ASSY	
24.	118-425K	20'3PT FEEDRCUP TRAY 8LH ASSY	
25.	118-418D	20'3PT FEEDERCUP TRAY 8 LH	

Legend: ● = 1st revision; ⊗ = 2nd revision; ⊕ = 3rd revision; ● = use up existing stock; ⊗ = not interchangeable; ⊗ ① ⊗ = for example: revision 2 is not interchangeable w/revision 1

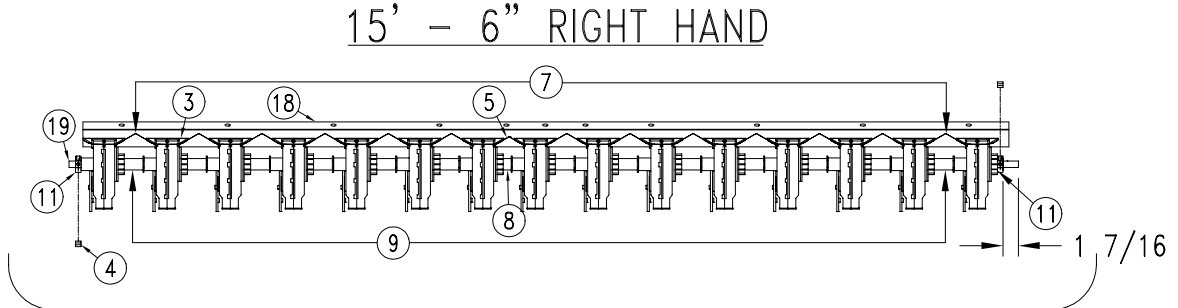
2000 and 1500 Drill Feeder Cup Spacing



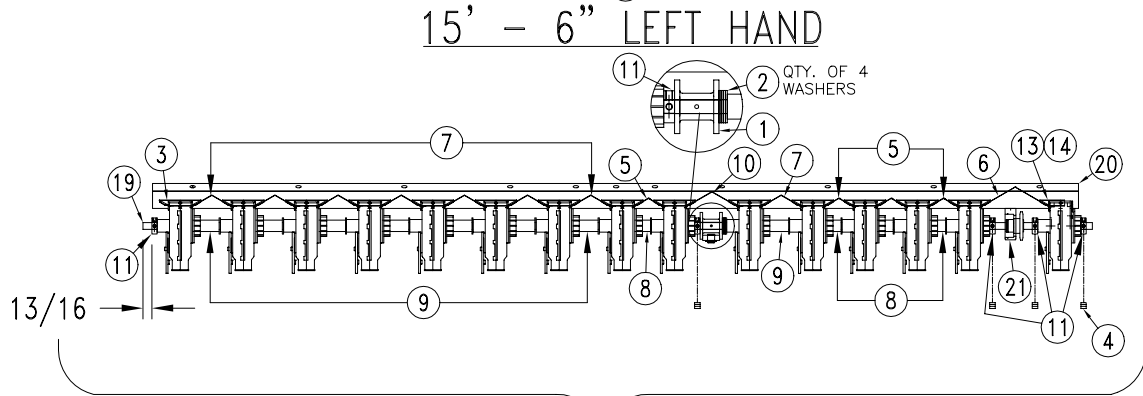
23



24



25



26

12077

2000 and 1500 Drill Feeder Cup Spacing

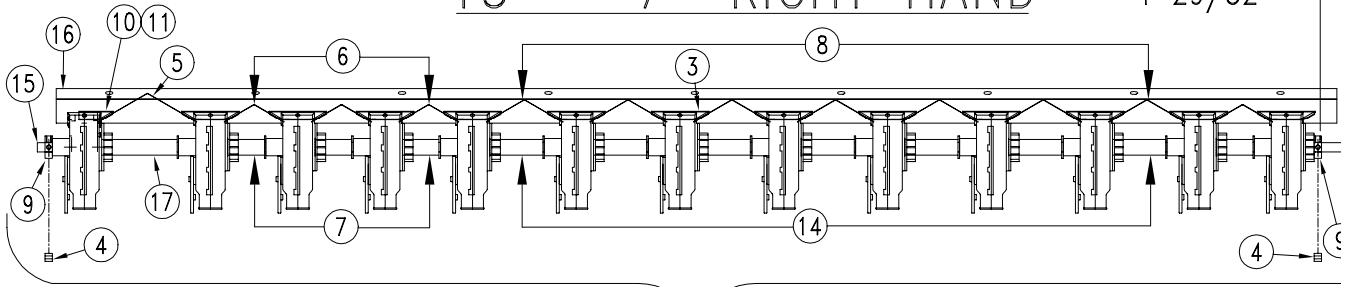
Ref.	Part No.	Part Description	Comments
1.	109-091D	MACHINED ADJUSTMENT SPOOL	
2.	804-031C	WASHER RETAINING	
3.	118-341D	2SNT SEED BOX DIVIDER CLIP	
4.	801-035C	SCREW SET 5/16-18 SKT KP X 3/8	
5.	118-431D	3 BOX DIVIDER FOR 4 7/8 ROW	
6.	118-432D	6 5/8 BOX DVDER FOR 8 1/2 ROW	
7.	118-433D	4 BOX DIVIDER FOR 5 7/8 ROW	
8.	118-434D	SPACER TUBE X 1.454	
9.	118-436D	SPACER TUBE X 2.470	
10.	118-437D	5 1/8 BOX DIVIDER FOR 7 ROW	
11.	⊗ 890-350C	5/8 SHAFT LOCKING COLLAR	
	● 182-022D	REPLACED BY 890-350C	
12.	118-450D	SQ BAR 5/8 CR X 117 1/8	
13.	118-453D	SEED BOX DIVIDER HALF CLIP LH	
14.	118-454D	SEED BOX DIVIDER HALF CLIP RH	
15.	118-353D	SPACER TUBE X 6.578	
16.	118-416D	20'3PT FEEDERCUP TRAY 10 RH	
17.	118-356D	BOX DIVIDER FOR 10 ROW	
18.	118-421D	15'3PT FEEDERCUP TRAY 6 RH	
19.	118-451D	SQ BAR 5/8 CR X 88 17/32	
20.	118-455D	15'3PT FEEDERCUP TRAY 6 LH	
21.	118-226S	FEEDER CUP BEARING ASSEMBLY	
22.	118-415D	20'3PT FEEDERCUP TRAY 10 LH	
23.	118-424K	20'3PT FEEDRCUP TRY 10RH ASSY	
24.	118-423K	20'3PT FEEDRCUP TRY 10LH ASSY	
25.	118-429K	15'3PT FEEDRCUP TRAY 6RH ASSY	
26.	118-445K	15'3PT FEEDRCUP TRAY 6LH ASSY	

Legend: ● = 1st revision; ⊗ = 2nd revision; ⊕ = 3rd revision; ● = use up existing stock; ⊗ = not interchangeable; ⊗ ⊕ ⊗ = for example: revision 2 is not interchangeable w/revision 1

1500 Drill Feeder Cup Spacing

15' - 7" RIGHT HAND

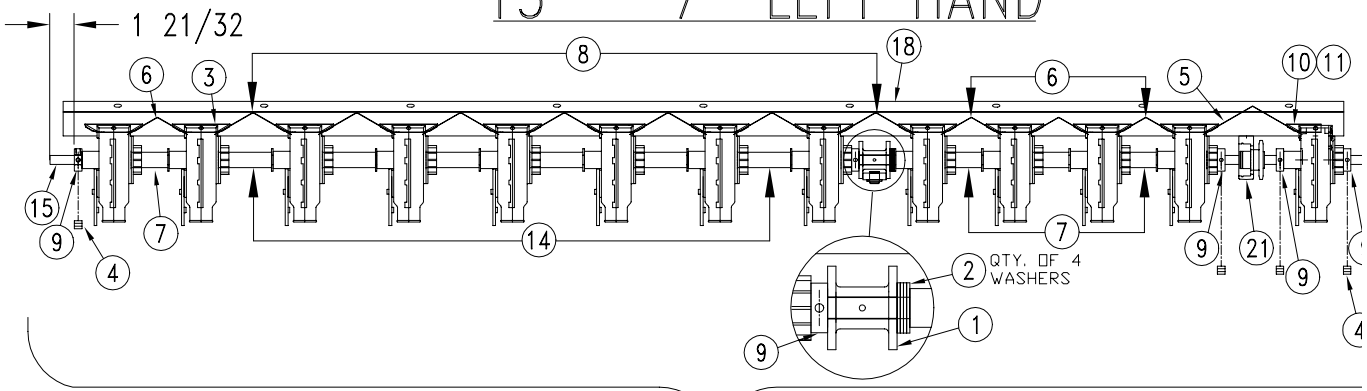
1 29/32



22

15' - 7" LEFT HAND

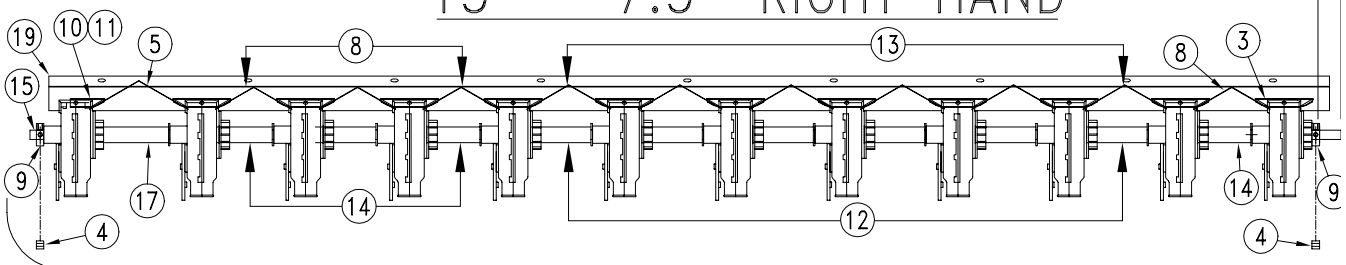
1 21/32



23

15' - 7.5" RIGHT HAND

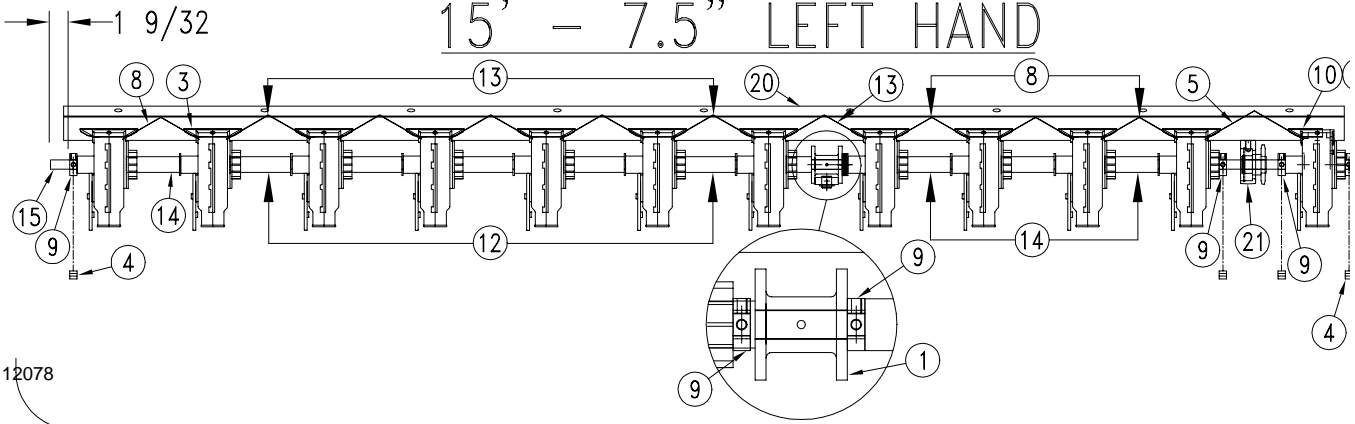
1 9/16



24

15' - 7.5" LEFT HAND

1 9/32



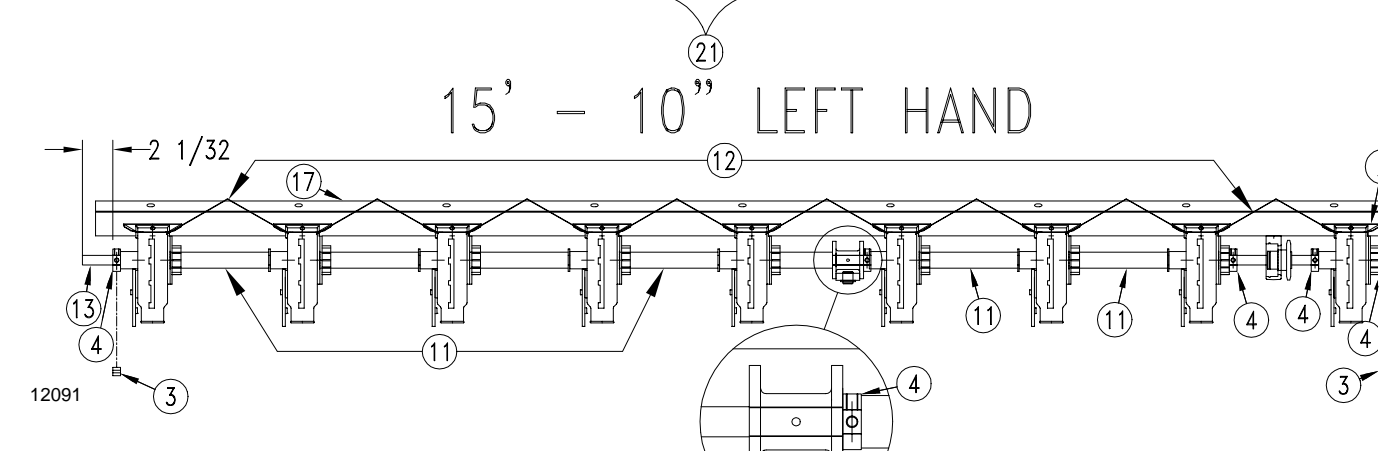
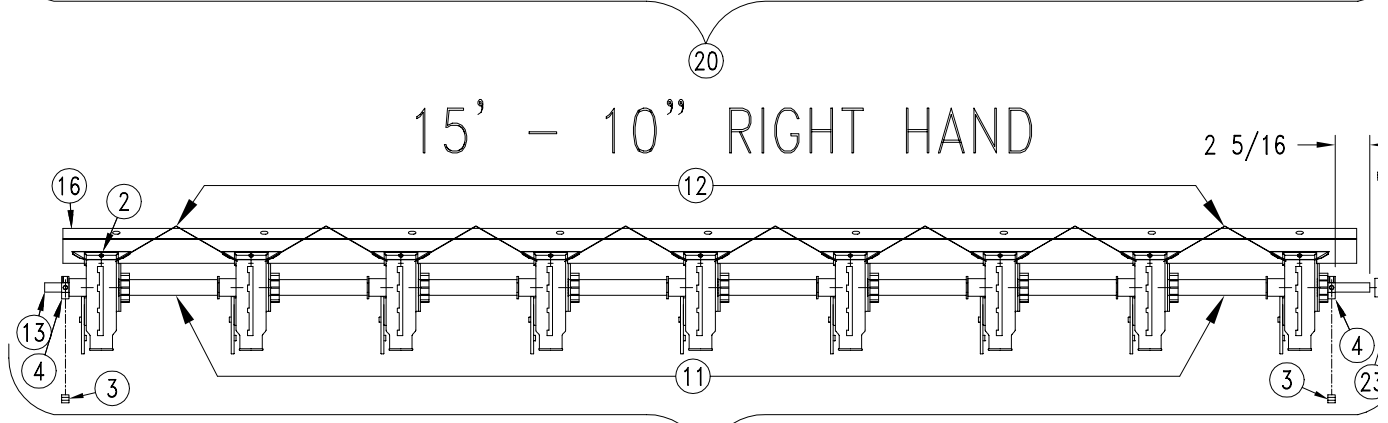
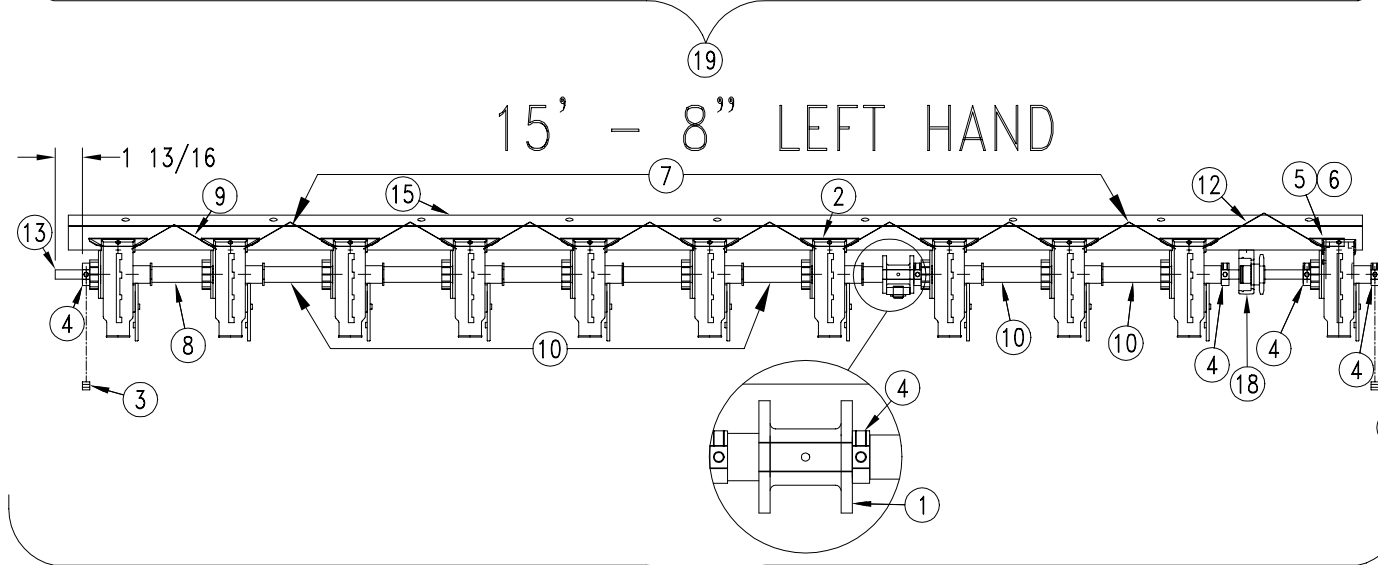
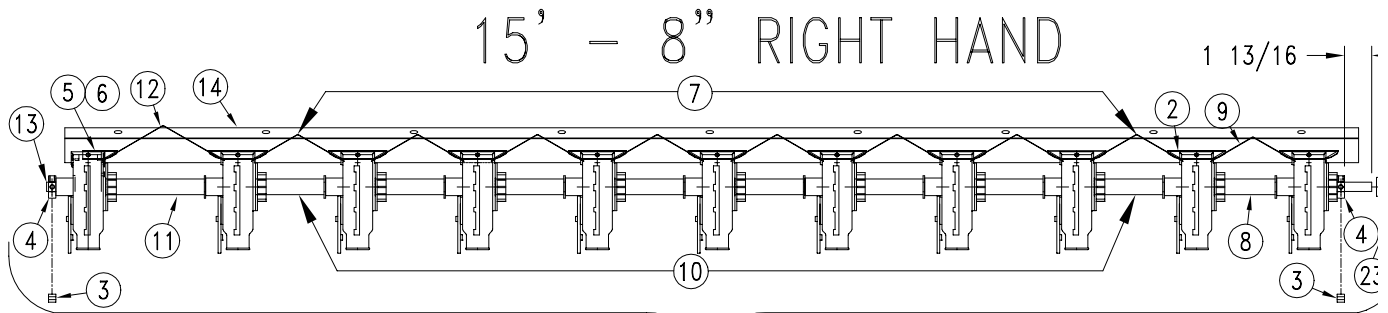
12078

1500 Drill Feeder Cup Spacing

Ref.	Part No.	Part Description	Comments
1.	109-091D	MACHINED ADJUSTMENT SPOOL	
2.	804-031C	WASHER RETAINING	
3.	118-341D	2SNT SEED BOX DIVIDER CLIP	
4.	801-035C	SCREW SET 5/16-18 SKT KP X 3/8	
5.	118-432D	6 5/8 BOX DVDER FOR 8 1/2 ROW	
6.	118-433D	4 BOX DIVIDER FOR 5 7/8 ROW	
7.	118-436D	SPACER TUBE X 2.470	
8.	118-437D	5 1/8 BOX DIVIDER FOR 7 ROW	
9.	⊗ 890-350C	5/8 SHAFT LOCKING COLLAR	
	● ① 182-022D	REPLACED BY 890-350C	
10.	118-453D	SEED BOX DIVIDER HALF CLIP LH	
11.	118-454D	SEED BOX DIVIDER HALF CLIP RH	
12.	118-346D	SPACER TUBE X 4.078	
13.	118-340D	5 5/8 BOX DVDR FOR 7 1/2 ROW	
14.	118-438D	SPACER TUBE X 3.579	
15.	118-451D	SQ BAR 5/8 CR X 88 17/32	
16.	118-425D	15'3PT FEEDERCUP TRAY 7 RH	
17.	118-440D	SPACER TUBE X 5.079	
18.	118-459D	15'3PT FEEDERCUP TRAY 7 LH	
19.	118-422D	15'3PT FEEDERCUP TRAY 7 1/2RH	
20.	118-456D	15'3PT FEEDERCUP TRAY 7 1/2LH	
21.	118-226S	FEEDER CUP BEARING ASSEMBLY	
22.	118-433K	15'3PT FEEDRCUP TRAY 7RH ASSY	
23.	118-449K	15'3PT FEEDRCUP TRAY 7LH ASSY	
24.	118-430K	15'3PT FEEDRCP TRY 7.5RH ASSY	
25.	118-446K	15'3PT FEEDRCP TRY 7.5LH ASSY	

Legend: ● = 1st revision; ⊗ = 2nd revision; ⊕ = 3rd revision; ● = use up existing stock; ⊗ = not interchangeable; ⊗ ① ⊗ = for example: revision 2 is not interchangeable w/revision 1

1500 Drill Feeder Cup Spacing



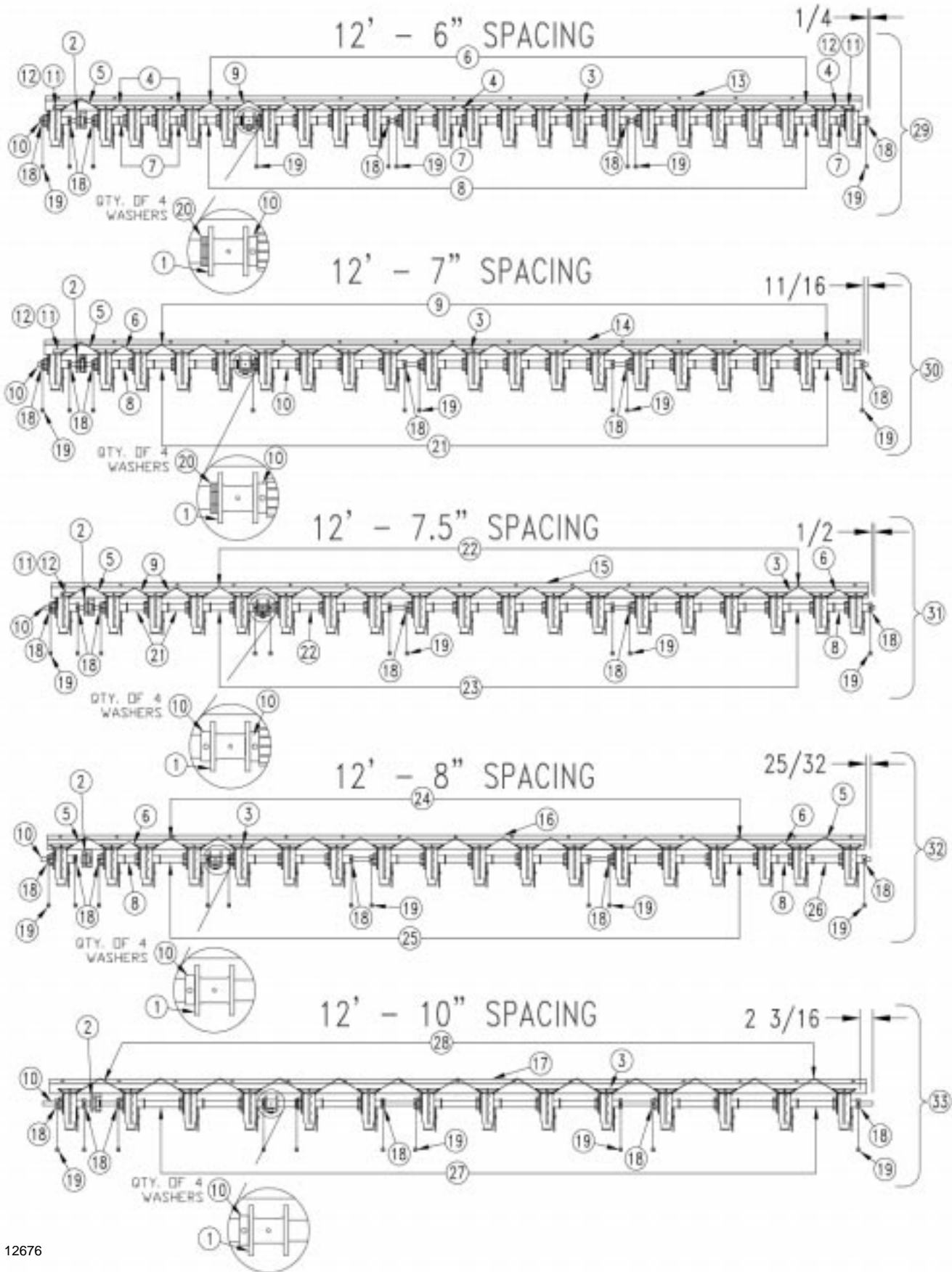
12091

1500 Drill Feeder Cup Spacing

Ref.	Part No.	Part Description	Comments
1.	109-091D	MACHINED ADJUSTMENT SPOOL	
2.	118-341D	2SNT SEED BOX DIVIDER CLIP	
3.	801-035C	SCREW SET 5/16-18 SKT KP X 3/8	
4.	⊗ 890-350C	5/8 SHAFT LOCKING COLLAR	
	● ① 182-022D	REPLACED BY 890-350C	
5.	118-453D	SEED BOX DIVIDER HALF CLIP LH	
6.	118-454D	SEED BOX DIVIDER HALF CLIP RH	
7.	118-372D	6 1/8 BOX DVDR FOR 8 ROW	
8.	118-346D	SPACER TUBE X 4.078	
9.	118-340D	5 5/8 BOX DVDR FOR 7 1/2 ROW	
10.	152-040D	4.579 FEEDER CUP SPACER	
11.	118-353D	SPACER TUBE X 6.578	
12.	118-356D	BOX DIVIDER FOR 10 ROW	
13.	118-451D	SQ BAR 5/8 CR X 88 17/32	
14.	118-424D	15'3PT FEEDERCUP TRAY 8 RH	
15.	118-458D	15'3PT FEEDERCUP TRAY 8 LH	
16.	118-423D	15'3PT FEEDERCUP TRAY 10 RH	
17.	118-457D	15'3PT FEEDERCUP TRAY 10 LH	
18.	118-226S	FEEDER CUP BEARING ASSEMBLY	
19.	118-432K	15'3PT FEEDRCUP TRAY 8RH ASSY	
20.	118-448K	15'3PT FEEDRCUP TRAY 8LH ASSY	
21.	118-431K	15'3PT FEEDRCP TRAY 10RH ASSY	
22.	118-447K	15'3PT FEEDRCP TRAY 10LH ASSY	
23.	182-044D	FEEDER CUP SHAFT COUPLER	

Legend: ● = 1st revision; ⊗ = 2nd revision; ⊗ = 3rd revision; ● = use up existing stock; ⊗ = not interchangeable; ⊗ ① ⊗ = for example: revision 2 is not interchangeable w/revision 1

1200 Drill Feeder Cup Spacing



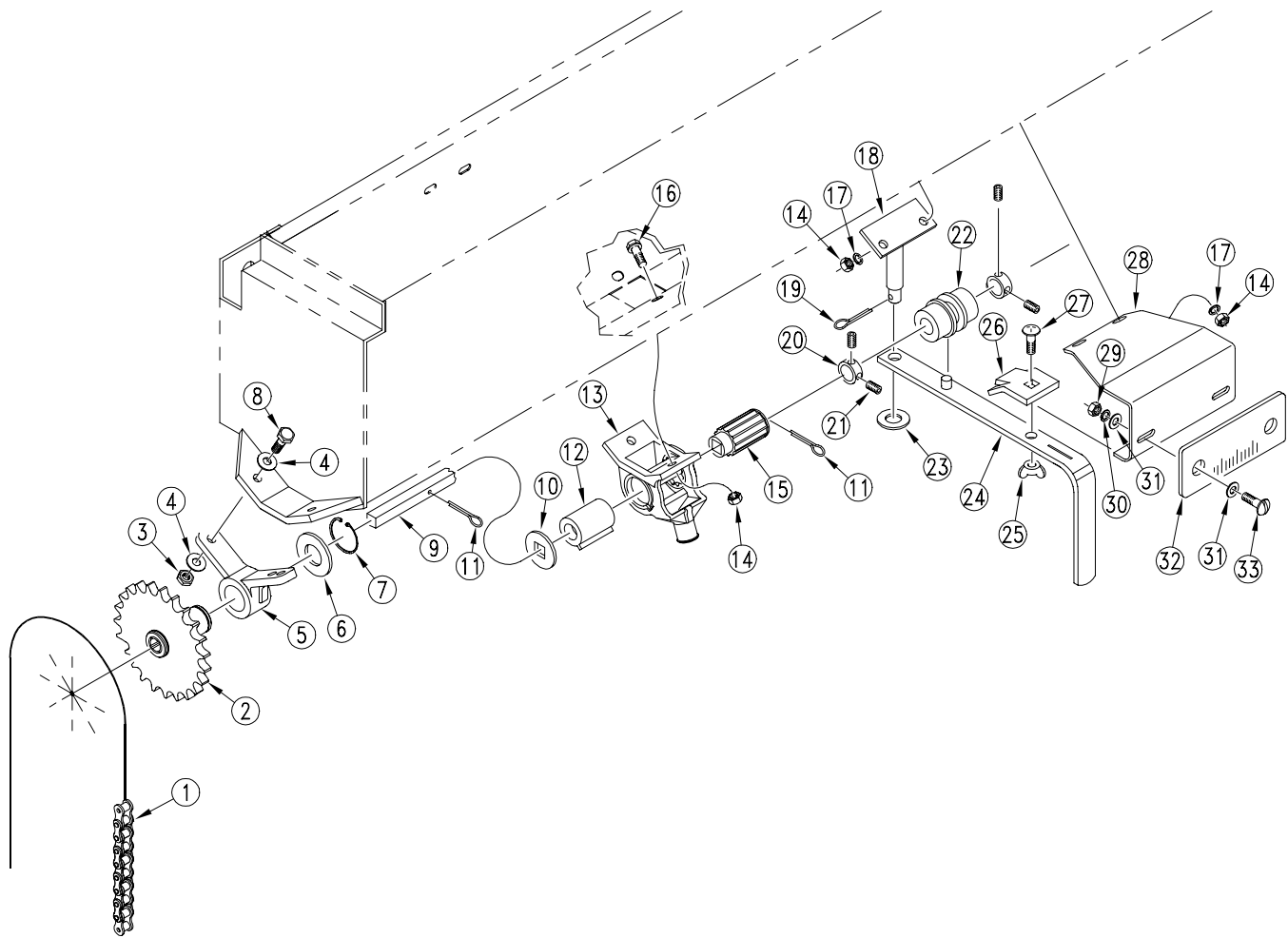
12676

1200 Drill Feeder Cup Spacing

Ref.	Part No.	Part Description	Comments
1.	109-091D	MACHINED ADJUSTMENT SPOOL	
2.	118-226D	BOX GUSSET	
3.	118-341D	2SNT SEED BOX DIVIDER CLIP	
4.	118-431D	3 BOX DIVIDER FOR 4 7/8 ROW	
5.	118-432D	6 5/8 BOX DVDER FOR 8 1/2 ROW	
6.	118-433D	4 BOX DIVIDER FOR 5 7/8 ROW	
7.	118-434D	SPACER TUBE X 1.454	
8.	118-436D	SPACER TUBE X 2.470	
9.	118-437D	5 1/8 BOX DIVIDER FOR 7 ROW	
10.	118-492D	SQ. BAR 5/8 CR X 139 21/32	
11.	118-453D	SEED BOX DIVIDER HALF CLIP LH	
12.	118-454D	SEED BOX DIVIDER HALF CLIP RH	
13.	118-426D	12'3PT FEEDERCUP TRAY 6	
14.	118-430D	12'3PT FEEDERCUP TRAY 7	
15.	118-427D	12'3PT FEEDERCUP TRAY 7 1/2	
16.	118-429D	12'3PT FEEDERCUP TRAY 8	
17.	118-428D	12'3PT FEEDERCUP TRAY 10	
18.	⊗ 890-350C	5/8 SHAFT LOCKING COLLAR	
	● ① 182-022D	REPLACED BY 890-350C	
19.	801-035C	SCREW SET 5/16-18 SKT KP X 3/8	
20.	804-031C	WASHER RETAINING	
21.	118-438D	SPACER TUBE X 3.579	
22.	118-340D	5 5/8 BOX DVDR FOR 7 1/2 ROW	
23.	118-346D	SPACER TUBE X 4.078	
24.	118-372D	6 1/8 BOX DVDR FOR 8 ROW	
25.	152-040D	4.579 FEEDER CUP SPACER	
26.	118-440D	SPACER TUBE X 5.079	
27.	118-353D	SPACER TUBE X 6.578	
28.	118-356D	BOX DIVIDER FOR 10 ROW	
29.	118-434K	12'3PT FEEDRCUP TRAY 6 ASSY	
30.	118-438K	12'3PT FEEDRCUP TRAY 7 ASSY	
31.	118-435K	12'3PT FEEDRCUP TRAY 7.5 ASSY	
32.	118-437K	12'3PT FEEDRCUP TRAY 8 ASSY	
33.	118-436K	12'3PT FEEDRCUP TRAY 10 ASSY	

Legend: ● = 1st revision; ⊗ = 2nd revision; ⊕ = 3rd revision; ● = use up existing stock; ⊗ = not interchangeable; ⊗ ① ⊗ = for example: revision 2 is not interchangeable w/revision 1

Small Seeds Metering



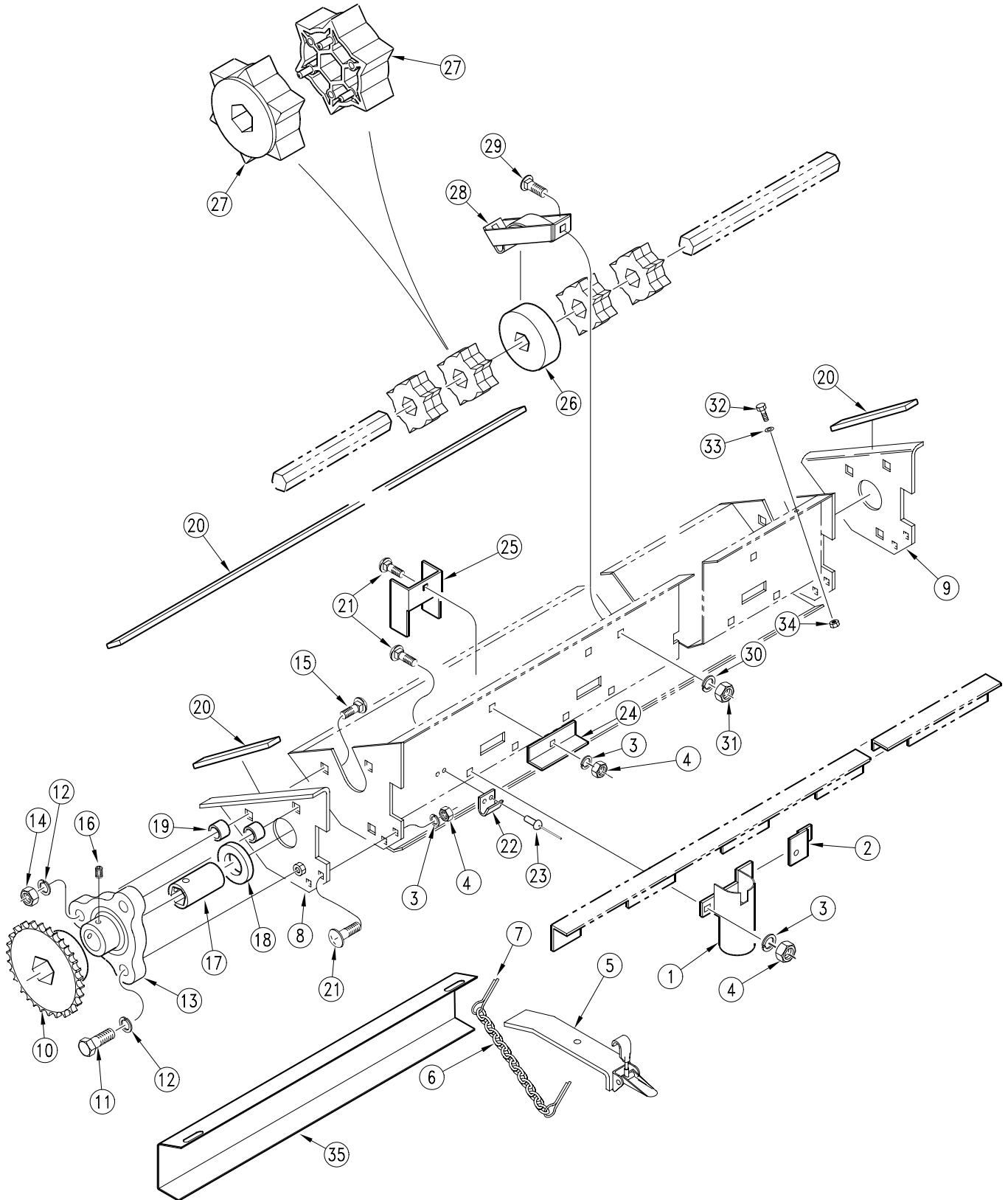
17029

Small Seeds Metering

Ref.	Part No.	Part Description	Comments
1.	809-115C	#40 CHAIN 60 PITCH W/CON.	
2.	123-834H	SML SDS DRIVE SPKT HUB 27T	
3.	803-003C	NUT HEX SS 1/4-20 NYLOCK	
4.	804-007C	WASHER FLAT 1/4 SAE PLT	
5.	817-026C	DRIVE SPROCKET HANGER BEARING	
6.	804-044C	WASHER MACH 1.38 X .876 X .048	
7.	800-028C	SNAP RING .875	
8.	802-004C	HHCS 1/4-20X3/4 GR5	
9.	123-495D	3PT SML SDS 15'-6 CUP SHFT RH	
	123-496D	3PT SML SDS 15'-6 CUP SHFT LH	
	123-497D	3PT SML SDS 15'-7 CUP SHFT RH	
	123-498D	3PT SML SDS 15'-7 CUP SHFT LH	
	123-499D	3PT SMLSDS 15'-7.5CUP SHFT RH	
	123-500D	3PT SMLSDS 15'-7.5CUP SHFT LH	
	123-501D	3PT SML SDS 15'-8 CUP SHFT RH	
	123-502D	3PT SML SDS 15'-8 CUP SHFT LH	
	123-503D	3PT SML SDS 15'-10CUP SHFT RH	
	123-504D	3PT SML SDS 15'-10CUP SHFT LH	
	123-505D	3PT SML SDS 20'-6 CUP SHFT	
	123-506D	3PT SML SDS 20'-7 CUP SHFT	
	123-507D	3PT SML SDS 20'-7.5 CUP SHFT	
	123-508D	3PT SML SDS 20'-8 CUP SHFT	
	123-509D	3PT SML SDS 20'-10 CUP SHFT	
	123-510D	3PT SML SDS 12'-6 CUP SHFT	
	123-511D	3PT SML SDS 12'-7 CUP SHFT	
	123-512D	3PT SML SDS 12'-7.5 CUP SHFT	
	123-513D	3PT SML SDS 12'-8 CUP SHFT	
	123-514D	3PT SML SDS 12'-10 CUP SHFT	
10.	804-042C	WASHER GRASS SEEDER CUP SHAFT	
11.	805-067C	PIN COTTER 1/8 X 3/4	
12.	817-009C	GRASS SEEDER SLEEVE	
13.	⊗ 817-504C	SML SEED FEEDER CUP ASSY	
	Ⓜ 817-008C	GRASS SEEDER CUP ASSEMBLY	
14.	803-006C	NUT HEX 1/4-20 PLT	
15.	817-010C	GRASS SEEDER SPROCKET	
16.	802-148C	HFSS 1/4-20X1/2 GR5	
17.	804-006C	WASHER LOCK SPRING 1/4 PLT	
18.	123-050H	ADJUSTMENT HANDLE PIVOT	
19.	805-019C	PIN COTTER 5/32 X 1 PLT	
20.	⊗ 890-349C	3/8 SHAFT LOCKING COLLAR	
	● 1 123-436D	REPLACED BY 890-349C	
21.	801-035C	SCREW SET 5/16-18 SKT KP X 3/8	
22.	123-116D	SEED ADJUSTMENT SPOOL	
23.	804-012C	WASHER FLAT 3/8 SAE PLT	
24.	123-476H	REAR SEED RATE ADJ HANDLE WLD	
25.	803-058C	NUT WING 5/16-18	
26.	123-113D	LOCK TAB	
27.	802-092C	RHSNB 5/16-18X3/4 GR5	
28.	123-410D	GAUGE MOUNTING BRACKET	
29.	803-035C	NUT HEX 8-32 BRASS	
30.	804-002C	WASHER INTERNAL STAR #8 BRASS	
31.	804-003C	WASHER FLAT #8 BRASS	
32.	819-041C	REPLACED BY 819-087C	
33.	801-001C	SCREW RD HD 8-32 X 3/8 BRASS	

Legend: ● = 1st revision; ⊗ = 2nd revision; ⊕ = 3rd revision; ● = use up existing stock; ⊗ = not interchangeable; ⊗ ① ⊗ = for example: revision 2 is not interchangeable w/revision 1

Fertilizer Metering



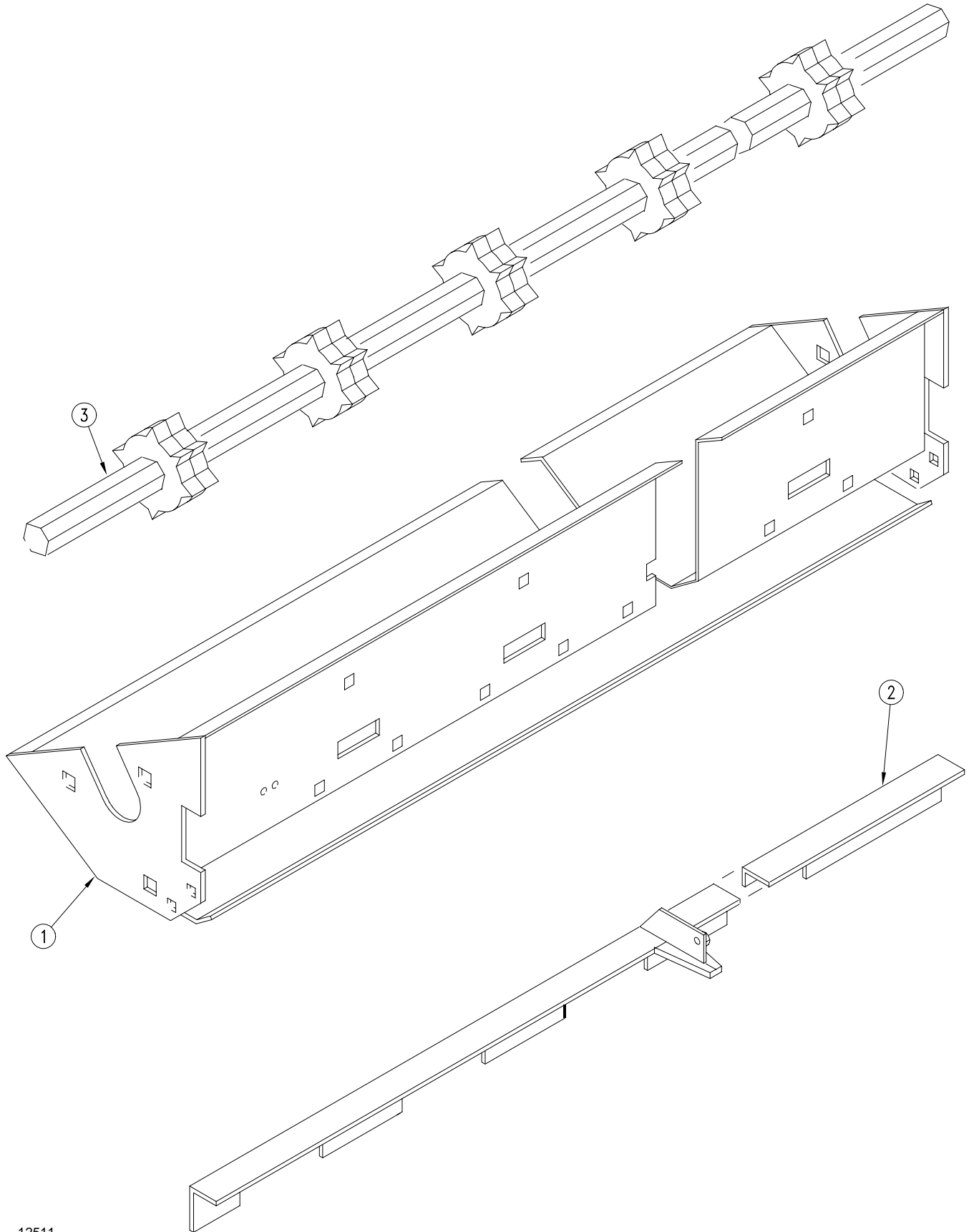
12440

Fertilizer Metering

Ref.	Part No.	Part Description	Comments
1.	141-011E	FERT DROP TUBE ASSEMBLY BOX	
2.	141-041E	SLIDE STOP ASSEMBLY	
3.	804-033C	WASHER LOCK 1/4 SS	
4.	803-004C	NUT HEX SS 1/4-20	
5.	141-116H	FERTILIZER LATCH WELDMENT	
6.	142-009D	COVER HANDLE CHAIN	
7.	805-019C	PIN COTTER 5/32 X 1 PLT	
8.	191-006H	MF FERT TRAY END PLT WLDMT LH	
9.	191-007H	MF FERT TRAY END PLT WLDMT RH	
10.	⊗ 808-086C	SPKT 40B30 X 3/4 HEXBORE W/ SS	
	● ① 181-138D	REPLACED BY 808-086C	
11.	802-079C	HHCS 3/8-16X1 1/4 GR5	
12.	804-013C	WASHER LOCK SPRING 3/8 PLT	
13.	822-083C	BEARING 3-HOLE FLANGE 1 1/4	
14.	803-014C	NUT HEX 3/8-16 PLT	
15.	802-252C	RHSNB 3/8-16X1 3/4 GR5	
16.	801-009C	SCREW SET 1/4-28 SH X 1/2 LG	
17.	191-001D	MF FERT .75 HEX BORE BUSHING	
18.	890-026C	FELT SEAL	
19.	141-084D	TRAY BEARING SPACER	
20.	990-024R	SEAL 5/16 X 3/4 DOR-TITE TRAY	
21.	802-089C	RHSNB 1/4-20X3/4 SS	
22.	800-032C	LATCH STRIKE	
23.	800-012C	RIVET SS 1/8 DIA	
24.	191-019D	MF FERT TRAY SLIDE SUPPORT	
25.	191-018D	MF FERT STAR RETAINER SIDE PLT	
26.	191-002D	MF FERT HEX BORE PLASTIC BUSH	
27.	817-053C	6 POINT FERT METERING WHEEL	
28.	191-050H	FERT BRG RTNR REPL BY 175-102H	
29.	802-092C	RHSNB 5/16-18X3/4 GR5	
30.	804-009C	WASHER LOCK SPRING 5/16 PLT	
31.	803-008C	NUT HEX 5/16-18 PLT	
32.	802-001C	HHCS 1/4-20X3/4 SS	
33.	804-034C	WASHER FLAT 1/4 SAE SS	
34.	803-003C	NUT HEX SS 1/4-20 NYLOCK	
35.	142-273D	FERT TRAY LATCH STRIKE	

Legend: ● = 1st revision; ⊗ = 2nd revision; ⊗ = 3rd revision; ● = use up existing stock; ⊗ = not interchangeable; ⊗ ① ● = for example: revision 2 is not interchangeable w/revision 1

Fertilizer Trays, Gates & Shafts



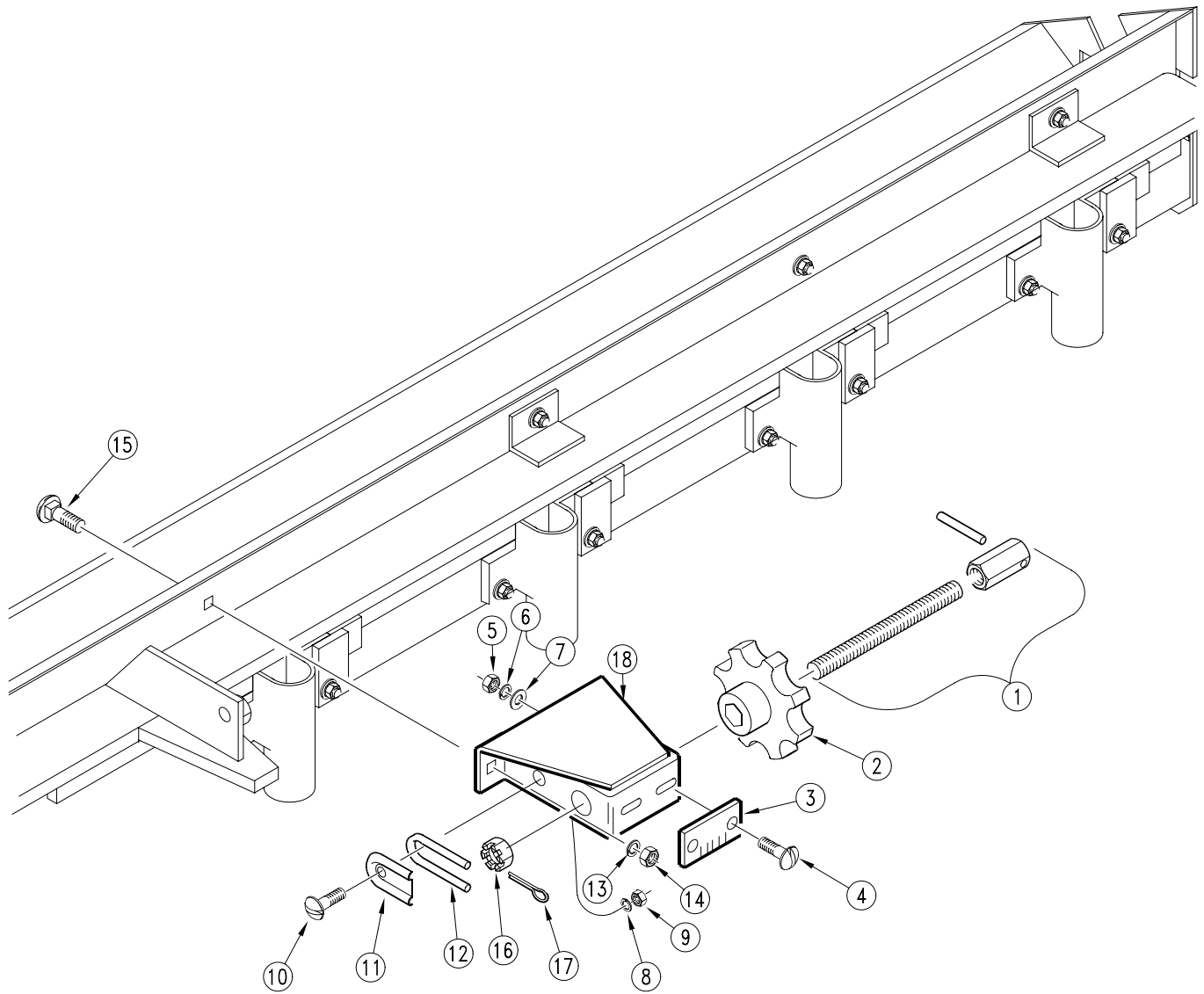
12511

Fertilizer Trays, Gates & Shafts

Ref.	Part No.	Part Description	Comments	
1.	142-630H	3PT 12'-6 FERT TRAY WELDMENT		
	142-631H	3PT 12'-7 FERT TRAY WELDMENT		
	142-632H	3PT 12'-7.5 FERT TRAY WELDMNT		
	142-633H	3PT 12'-8 FERT TRAY WELDMENT		
	142-634H	3PT 12'-10 FERT TRAY WELDMENT		
	142-540H	3PT 15'-6 FERT TRAY WELDMENT		
	142-541H	3PT 15'-7 FERT TRAY WELDMENT		
	142-542H	3PT 15'-7.5 FERT TRAY WELDMNT		
	142-543H	3PT 15'-8 FERT TRAY WELDMENT		
	142-544H	3PT 15'-10 FERT TRAY WELDMENT		
	142-545H	3PT 20'-6 FERT TRAY WELDMENT		
	142-546H	3PT 20'-7 FERT TRAY WELDMENT		
	142-547H	3PT 20'-7.5 FERT TRAY WELDMNT		
	142-548H	3PT 20'-8 FERT TRAY WELDMENT		
	142-549H	3PT 20'-10 FERT TRAY WELDMENT		
	2.	142-636H	3PT FERT SLIDE GATE 12'-6 24RW	
		142-637H	3PT FERT SLIDE GATE 12'-7 20RW	
142-638H		3PT FERT SLIDE GATE 12'-7.5 19RW		
142-639H		3PT FERT SLIDE GATE 12'-8 18RW		
142-640H		3PT FERT SLIDE GATE 12'-10 14RW		
142-552H		3PT FERT SLIDE GATE 15'-6 30RW		
142-553H		3PT FERT SLIDE GATE 15'-7 26RW		
142-554H		3PT FERT SLIDE GATE 15'-7.5 24RW		
142-555H		3PT FERT SLIDE GATE 15'-8 22RW		
142-556H		3PT FERT SLIDE GATE 15'-10 18RW		
142-557H		3PT FERT SLIDE GATE 20'-6 40RW		
142-558H		3PT FERT SLIDE GATE 20'-7 34RW		
142-559H		3PT FERT SLIDE GATE 20'-7.5 32RW		
142-560H		3PT FERT SLIDE GATE 20'-8 30RW		
142-561H	3PT FERT SLIDE GATE 20'-10 24RW			
3.	142-272D	FERT TRAY 3/4 HEX SHAFT X 139		
	142-265D	FERT TRAY 3/4 HEX SHFT X88 3/4		
	142-266D	FERT TRAY 3/4 HEX SHFT X116 7/8		

Legend: ● = 1st revision; ● = 2nd revision; ● = 3rd revision; ● = use up existing stock; ⊗ = not interchangeable; ⊗ ⊕ ● = for example: revision 2 is not interchangeable w/revision 1

Fertilizer Tray Adjustment



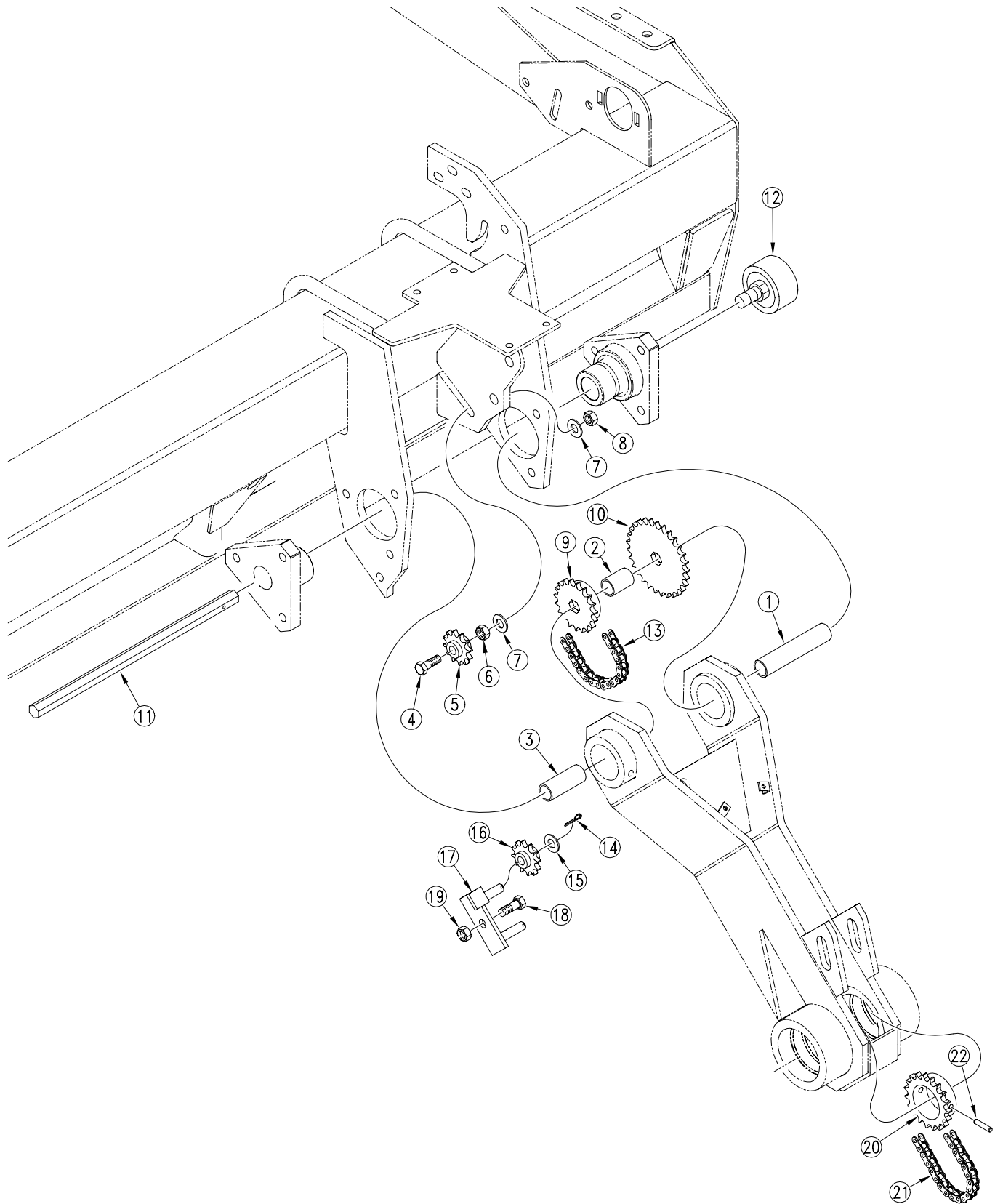
10633

Fertilizer Tray Adjustment

Ref.	Part No.	Part Description	Comments
1.	150-044S	FERTILIZER ADJUSTMENT ROD ASSY	
2.	817-021C	KNOB P.W. ADJUSTMENT	
3.	819-034C	FERTILIZER ADJUSTMENT GAUGE	
4.	801-001C	SCREW RD HD 8-32 X 3/8 BRASS	
5.	803-035C	NUT HEX 8-32 BRASS	
6.	804-002C	WASHER INTERNAL STAR #8 BRASS	
7.	804-003C	WASHER FLAT #8 BRASS	
8.	804-006C	WASHER LOCK SPRING 1/4 PLT	
9.	803-006C	NUT HEX 1/4-20 PLT	
10.	801-018C	SCREW RD HD 1/4-20 X 5/8	
11.	122-065D	TENSION SPRING RETAINER	
12.	807-020C	SPRING SCREW ADJ TENSION STRHT	
13.	804-009C	WASHER LOCK SPRING 5/16 PLT	
14.	803-008C	NUT HEX 5/16-18 PLT	
15.	802-092C	RHSNB 5/16-18X3/4 GR5	
16.	150-051D	ACME SLOTTED NUT	
17.	805-064C	PIN COTTER 7/64 X 1 LONG	
18.	191-001H	FERTILIZER ADJ BRKT WELDMENT	

Legend: ● = 1st revision; ● = 2nd revision; ● = 3rd revision; ● = use up existing stock; ⊗ = not interchangeable; ⊗ ① ● = for example: revision 2 is not interchangeable w/revision 1

Gauge Wheel Drive



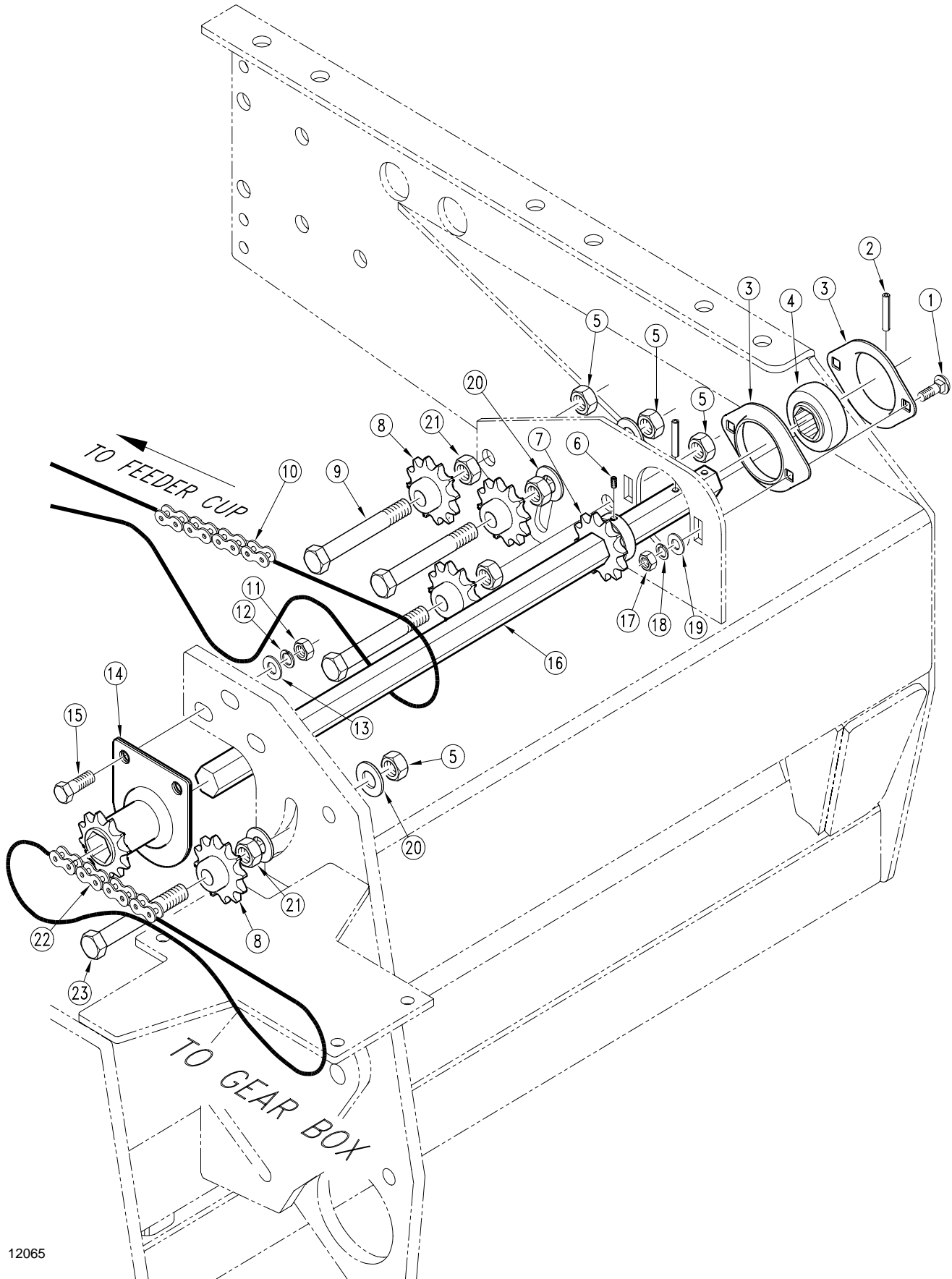
11974

Gauge Wheel Drive

Ref.	Part No.	Part Description	Comments
1.	120-199D	SPACER TUBE 5 1/32	
2.	120-200D	SPACER TUBE 1 21/32	
3.	120-201D	SPACER TUBE 2 47/64	
4.	802-044C	HHCS 1/2-13X4 GR5	
5.	817-025C	NO. 40 12T IDLER SPKT.	
6.	803-036C	NUT HEX JAM 1/2-13 PLT	
7.	804-017C	WASHER FLAT 1/2 USS PLT	
8.	803-178C	NUT NYLOCK JAM NUT 1/2-13	
9.	808-142C	SPKT 40B19 X 3/4 HEX BORE	
10.	808-142C	SPKT 40B19 X 3/4 HEX BORE	
	808-139C	SPKT 40B29 X 3/4 HEX BORE	
11.	120-204D	GAUGE WHEEL JACK SHAFT 3/4 HEX	
12.	890-001C	ACRE METER 12'	
	890-003C	ACRE METER 15'	
	890-295C	ACRE METER 20' 11L X 15	
13.	⊗ 136-089D	CHAIN RL #40 81 PITCHES	
	● ① 809-110C	OBSELETE REPLACED BY 136-089D	
14.	805-067C	PIN COTTER 1/8 X 3/4	
15.	804-016C	WASHER FLAT 1/2 SAE PLT	
16.	817-025C	NO. 40 12T IDLER SPKT.	
17.	120-212H	TWO PIN IDLER WELDMENT	
18.	802-258C	HHCS 1/2-13X1 GR5	
19.	803-019C	NUT LOCK 1/2-13 PLT	
20.	⊗ 808-097C	SPKT 40B19X2B W/5/16 HOLE	1200 and 1500 drills.
	● ① 120-238D	REPLACED BY 808-097C	
	⊗ 808-140C	SPKT 40B28 X2 BORE W/5/16 HOLE	2000 drills.
	● ① 120-239D	REPLACED BY 808-140C	
21.	⊗ 136-058D	CHAIN RL #40 102 PITCHES	1200 and 1500 drills.
	● ① 809-062C	REPD BY 136-058D	
	⊗ 136-106D	CHAIN RL #40 111 PITCHES	2000 drills.
	● ① 809-135C	REP BY 136-106D	
22.	805-125C	PIN ROLL 5/16 X 2 1/2 PLT	

Legend: ● = 1st revision; ⊗ = 2nd revision; ⊗ = 3rd revision; ● = use up existing stock; ⊗ = not interchangeable; ⊗ ① ● = for example: revision 2 is not interchangeable w/revision 1

Jackshaft Drive



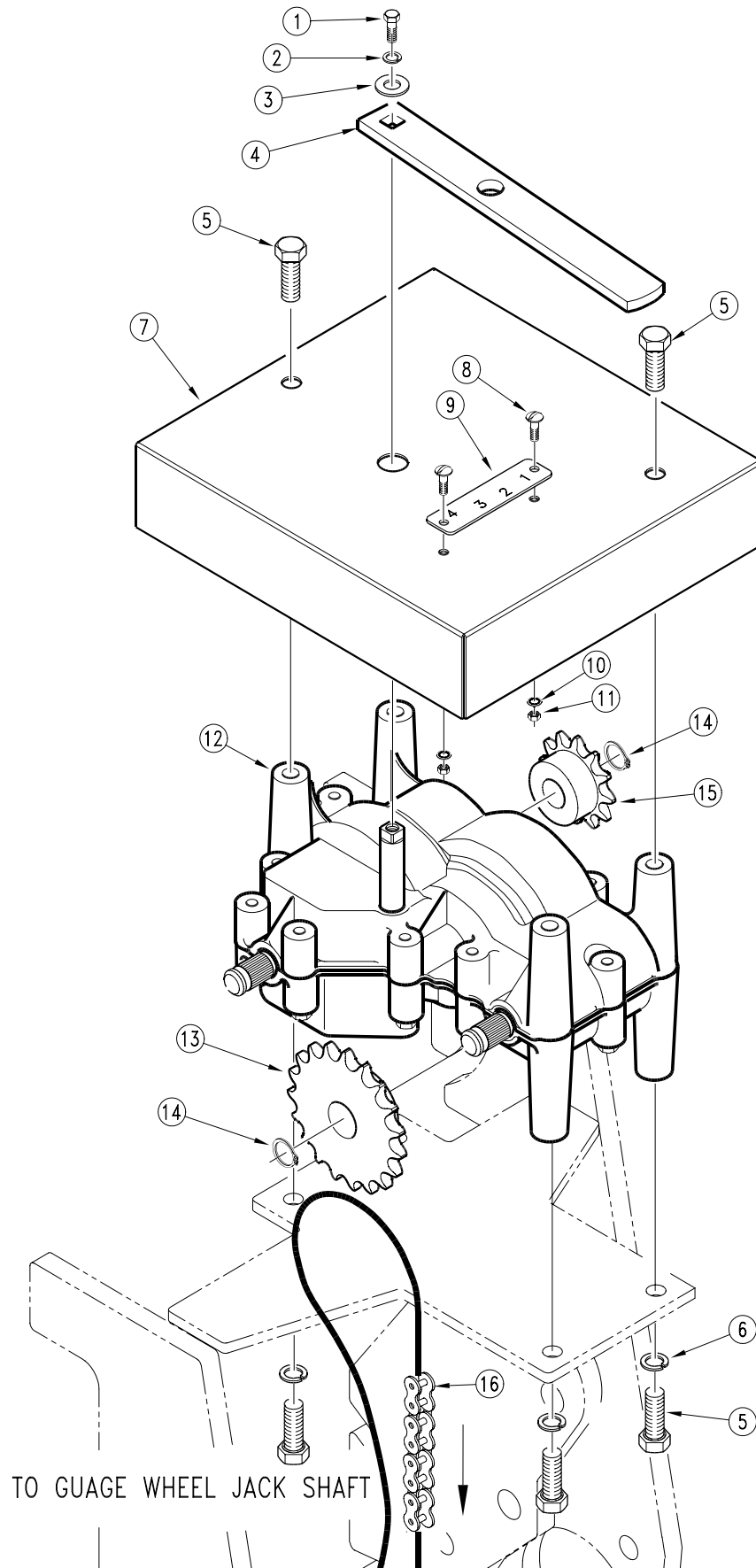
12065

Jackshaft Drive

Ref.	Part No.	Part Description	Comments
1.	802-282C	RHSNB 5/16-18X1 GR5	
2.	805-023C	PIN ROLL 3/16X1 1/4 PLT	
3.	822-032C	FLANGETTE 52 MST	
4.	822-119C	BRG.7/8HEX BR 52MM SPHRICAL OD	
5.	803-178C	NUT NYLOCK JAM NUT 1/2-13	
6.	801-019C	SCREW SET SH 1/4-20 X 1/4 LG.	
7.	⊗ 808-143C	SPKT 40B12 7/8 HEX BORE W/SS	
	● ① 123-568D	REPLACED BY 808-143C	
8.	817-025C	NO. 40 12T IDLER SPKT.	
9.	802-044C	HHCS 1/2-13X4 GR5	
10.	⊗ 136-077D	CHAIN RL #40 91 PITCHES	Used on 00 Series Standard Openers.
	● ① 809-092C	OBSOLETE REPLACED BY 136-077D	Used on 00 Series Standard Openers.
	⊗ 136-020D	CHAIN RL #40 98 PITCHES	Used on 10 and 20 Series Openers.
	● ① 809-042C	CHAIN RL #40 X 98 PITCH	Used on 10 and 20 Series Openers.
11.	803-014C	NUT HEX 3/8-16 PLT	
12.	804-013C	WASHER LOCK SPRING 3/8 PLT	
13.	804-011C	WASHER FLAT 3/8 USS PLT	
14.	808-141C	SPKT 40B12 7/8 HEX W/ BEARING	
15.	802-022C	HHCS 3/8-16X1 1/2 GR5	
16.	120-226D	SHAFT HEX 7/8 X 18 7/8	
	120-254D	20' BEDDED IRRIGATION SHAFT	
17.	803-008C	NUT HEX 5/16-18 PLT	
18.	804-009C	WASHER LOCK SPRING 5/16 PLT	
19.	804-010C	WASHER FLAT 5/16 USS PLT	
20.	804-017C	WASHER FLAT 1/2 USS PLT	
21.	803-036C	NUT HEX JAM 1/2-13 PLT	
22.	809-137C	CHAIN RL #40 X 33 PITCH W/CON	
23.	802-044C	HHCS 1/2-13X4 GR5	

Legend: ● = 1st revision; ⊗ = 2nd revision; ⊗ = 3rd revision; ● = use up existing stock; ⊗ = not interchangeable; ⊗ ① ⊗ = for example: revision 2 is not interchangeable w/revision 1

Gearbox and Gearbox Cover



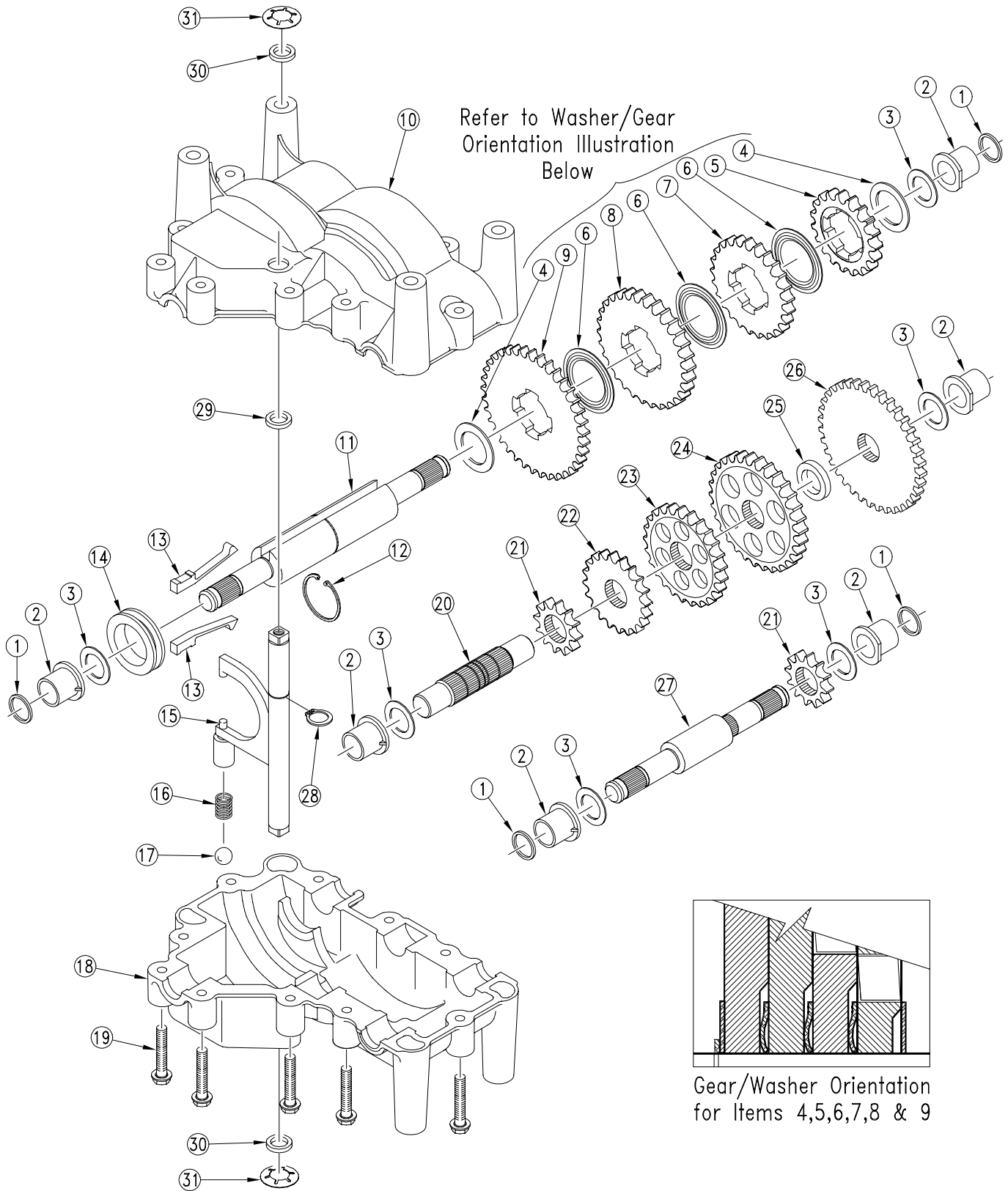
12072

Gearbox and Gearbox Cover

Ref.	Part No.	Part Description	Comments
1.	802-300C	HHCS 1/4-28X3/8 GR5	
2.	804-006C	WASHER LOCK SPRING 1/4 PLT	
3.	804-007C	WASHER FLAT 1/4 SAE PLT	
4.	120-237D	GEARBOX SHIFT HANDLE	
5.	801-076C	SCR SELF TAPPING 3/8X1	
6.	804-013C	WASHER LOCK SPRING 3/8 PLT	
7.	120-235D	GEARBOX COVER LH	
	120-236D	GEARBOX COVER RH	
8.	801-001C	SCREW RD HD 8-32 X 3/8 BRASS	
9.	819-045C	2SNT DRIVE TYPE PLATE	(2000 RH, 1200 single outside drive)
	819-059C	DRIVE TYPE PLATE, 4 3 2 1	(1200, 1500, 2000 LH drive)
10.	804-002C	WASHER INTERNAL STAR #8 BRASS	
11.	803-035C	NUT HEX 8-32 BRASS	
12.	890-282C	GEAR BOX	Refer to page 5-7 for breakdown.
13.	808-157C	SPKT 40B19 X 36T SPLINE BORE	
14.	800-141C	SNAP RING EXT F/PEERLESS G.B.	
15.	⊗ 808-160C	SPKT 40B12 X 36T SPLINE BORE	
	● 1 120-231D	REPLACED BY 808-160C	
16.	⊗ 136-089D	CHAIN RL #40 81 PITCHES	
	● 1 809-110C	OBSOLETE REPLACED BY 136-089D	

Legend: ● = 1st revision; ⊗ = 2nd revision; ⊕ = 3rd revision; ● = use up existing stock; ⊗ = not interchangeable; ⊗ ① ● = for example: revision 2 is not interchangeable w/revision 1

Gearbox (890-282C)



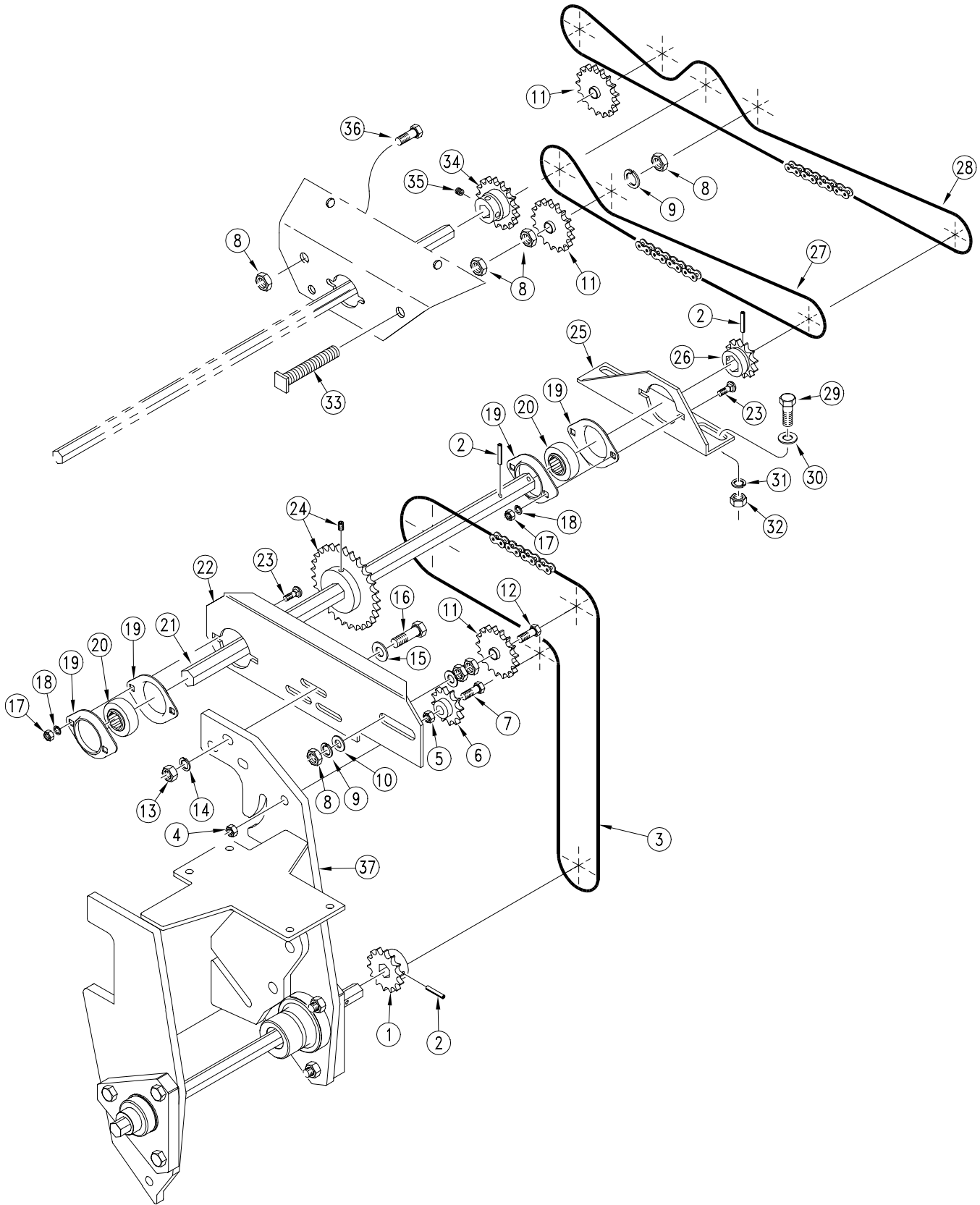
12056

Gearbox (890-282C)

Ref.	Part No.	Part Description	Comments
1.	788051A	P/T RING SQUARE CUT	
2.	780105A	P/T BUSHING FLANGED	
3.	780072	P/T WASHER	
4.	780090	P/T WASHER	
5.	778273	P/T SPUR GEAR 19T	
6.	780108	P/T WASHER	
7.	778123A	P/T SPUR GEAR 25T	
8.	778124A	P/T SPUR GEAR 30T	
9.	778146A	P/T SPUR GEAR 37T	
10.	770119	CASE CASTING 9100	
11.	776370	P/T SHIFTER & OUTPUT SHAFT	
12.	788078A	P/T RETAINING RING INVERTED	
13.	792159	P/T SHIFT KEY	
14.	784371	P/T SHIFT COLLAR	
15.	784372	P/T SHIFT ROD & FORK ASSY	
	784312	REPL. BY 784372	
16.	792142	P/T SPRING	
17.	792139	P/T BALL 3/8 DIA	
18.	772131	COVER CASTING 9100 4 SPD	
19.	792073A	P/T HHCS THD FORMING	
20.	776397	P/T OUTPUT SHAFT	
21.	778211	P/T SPUR GEAR 12T	
22.	778126A	P/T SPUR GEAR 20T	
23.	778127A	P/T SPUR GEAR 25T	
24.	778163	P/T SPUR GEAR 31T	
25.	786088	P/T SPACER	
26.	778319	P/T SPUR GEAR 36T	
27.	776368	P/T INPUT SHAFT	
28.	792017	P/T RETAINING RING	
29.	780095	P/T WASHER	
		TUBE 0.562 LONG	Factory installed
30.	788069	P/T RING SQUARE CUT	
31.	792145	P/T PUSHNUT 1/2	
	788067B	P/T GREASE TUBE 32 OZ	Not shown.
	510334	P/T ANAEROBIC SEALANT	Not shown.

Legend: ① = 1st revision; ② = 2nd revision; ③ = 3rd revision; ● = use up existing stock; ⊗ = not interchangeable; ⊗ ① ② = for example: revision 2 is not interchangeable w/revision 1

Agitator Drive



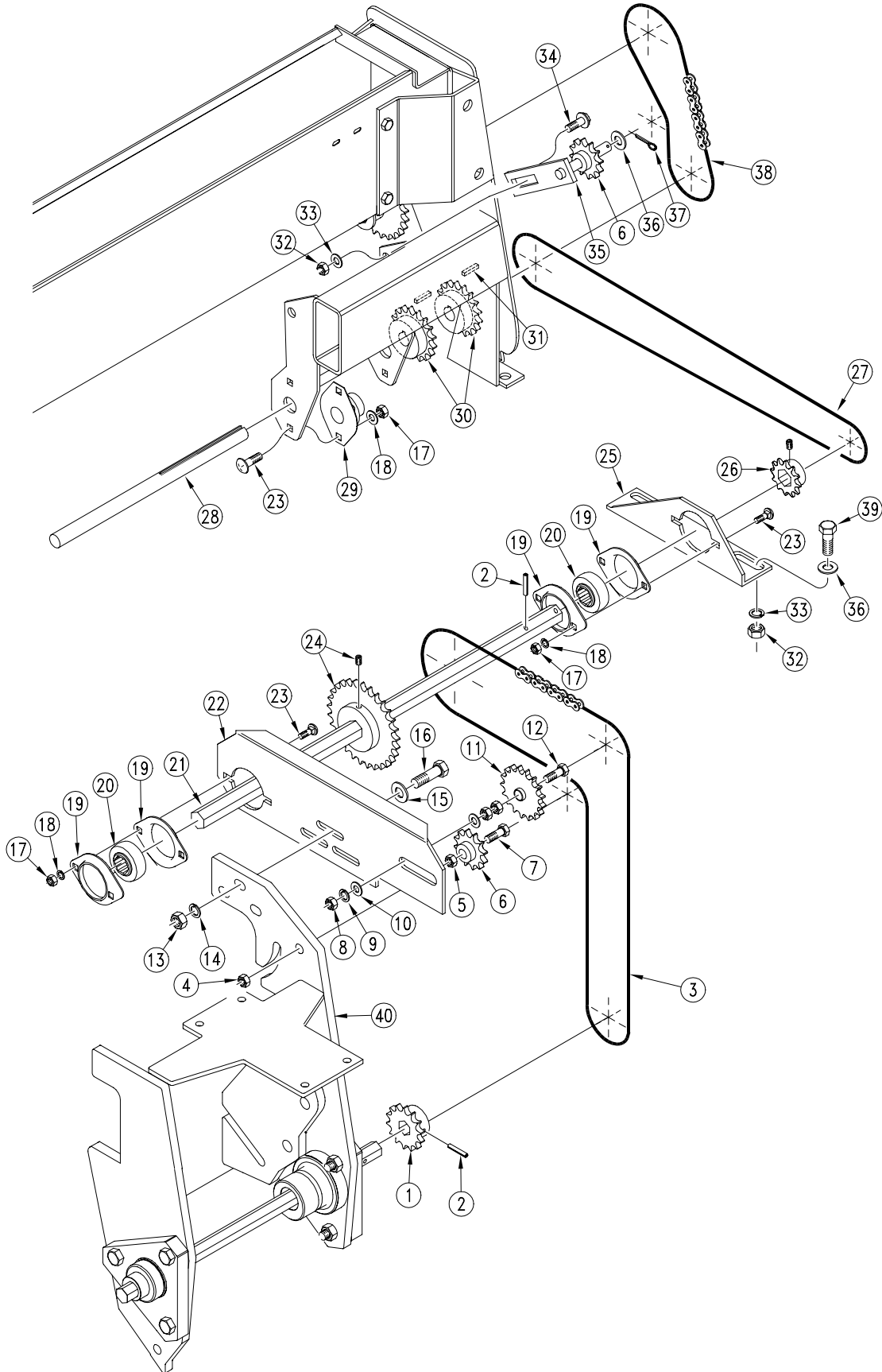
12692

Agitator Drive

Ref.	Part No.	Part Description	Comments
1.	808-167C	SPKT 40B14 X 3/4 HEX BORE	
2.	805-023C	PIN ROLL 3/16X1 1/4 PLT	
3.	809-112C	CHAIN RL #40 X 132 PITCH PLT	Option 00 Opener.
	⊗ 136-115D	CHAIN RL #40 126 PITCHES	Option 10 & 20 Openers.
	● ① 809-147C	OBSOLETE REPLACED BY 136-115D	Option 10 & 20 Openers.
4.	803-178C	NUT NYLOCK JAM NUT 1/2-13	
5.	803-036C	NUT HEX JAM 1/2-13 PLT	
6.	817-025C	NO. 40 12T IDLER SPKT.	
7.	802-039C	HHCS 1/2-13X3 GR5	
8.	803-023C	NUT HEX JAM 5/8-11 PLT	
9.	804-022C	WASHER LOCK SPRING 5/8 PLT	
10.	804-019C	WASHER FLAT 5/8 USS PLT	
11.	808-046C	SPKT 40A17 IDLER	
12.	802-436C	HHCS 5/8-11X3 1/2 FTTHD	
13.	803-014C	NUT HEX 3/8-16 PLT	
14.	804-013C	WASHER LOCK SPRING 3/8 PLT	
15.	804-011C	WASHER FLAT 3/8 USS PLT	
16.	802-022C	HHCS 3/8-16X1 1/2 GR5	
17.	803-008C	NUT HEX 5/16-18 PLT	
18.	804-009C	WASHER LOCK SPRING 5/16 PLT	
19.	822-032C	FLANGETTE 52 MST	
20.	822-119C	BRG.7/8HEX BR 52MM SPHRICAL OD	
21.	120-226D	SHAFT HEX 7/8 X 18 7/8	
22.	123-515D	IDLER AND BRG MOUNT PLATE	
	123-531D	IDLER AND BRG MNT PLT EXTENDED	
23.	802-282C	RHSNB 5/16-18X1 GR5	
24.	808-168C	SPKT 40B29 X 7/8 HEX BORE & SS	
25.	123-517D	REAR DRIVE BRG MOUNT PLATE LH	
26.	808-143C	SPKT 40B12 7/8 HEX BORE W/SS	
27.	⊗ 136-060D	CHAIN RL #40 61 PITCHES	
	● ① 809-065C	OBSOLETE REPLACED BY 136-060D	
28.	⊗ 136-110D	CHAIN RL #40 100 PITCHES	
	● ① 809-142C	OBSOLETE REPLACED BY 136-110D	
29.	802-091C	HHCS 1/2-13X1 1/2 GR5	
30.	804-015C	WASHER LOCK SPRING 1/2 PLT	
31.	804-016C	WASHER FLAT 1/2 SAE PLT	
32.	803-020C	NUT HEX 1/2-13 PLT	
33.	118-439H	AGITATOR IDLER BOLT 5/8-11	
34.	118-592H	SPKT 40B17X3/4 HEXBR&LCK COLLR	
35.	801-035C	SCREW SET 5/16-18 SKT KP X 3/8	
36.	802-050C	HHCS 5/8-11X1 1/4 GR5	
37.	120-209H	GAUGE WHEEL MOUNT LH DRIVE	For 15' & 20' only
	120-210H	GAUGE WHEEL MOUNT RH DRIVE	For 12' only

Legend: ● = 1st revision; ⊗ = 2nd revision; ⊗ = 3rd revision; ● = use up existing stock; ⊗ = not interchangeable; ⊗ ① = for example: revision 2 is not interchangeable w/revision 1

Small Seeds Drive



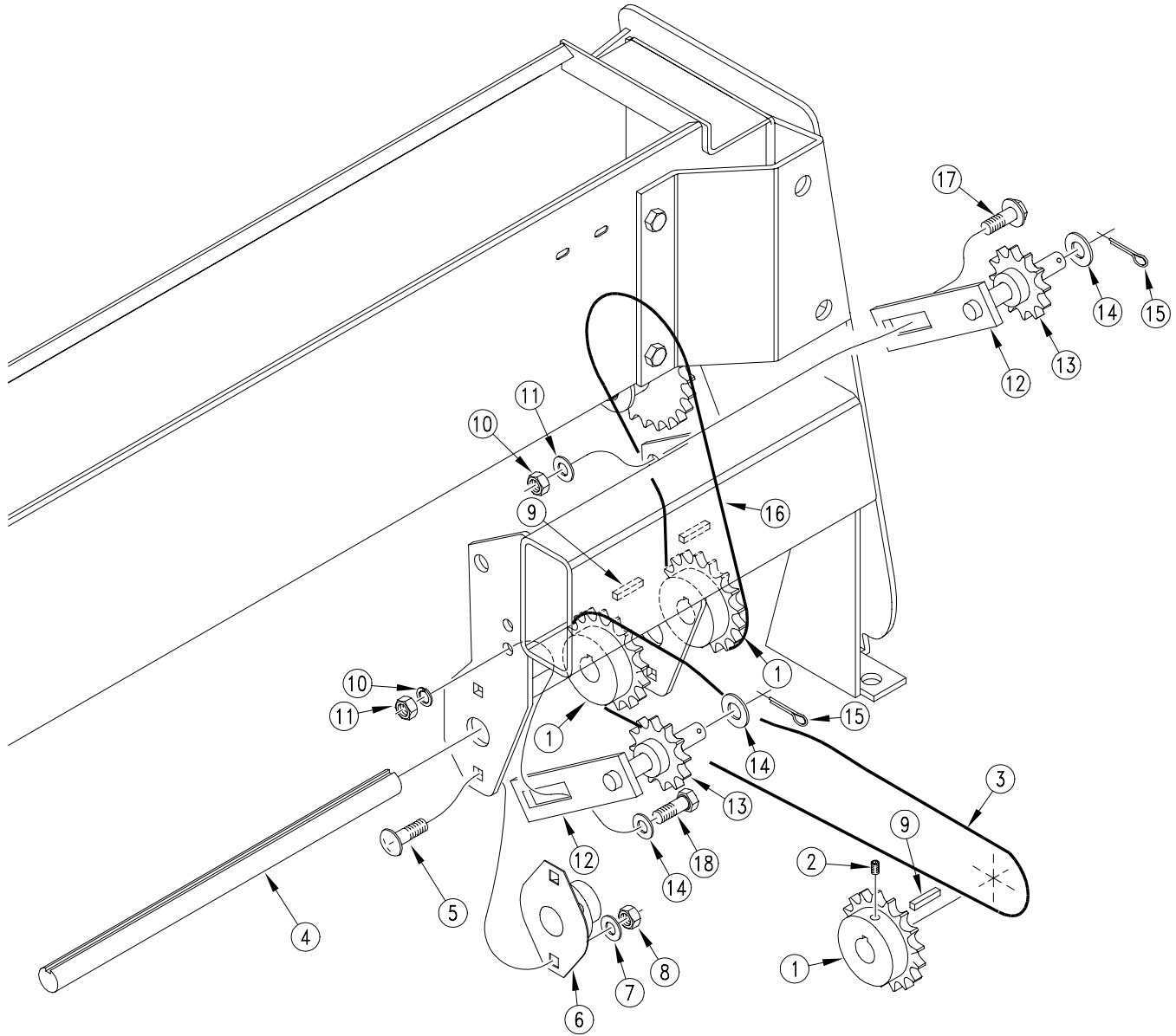
12165

Small Seeds Drive

Ref.	Part No.	Part Description	Comments
1.	808-167C	SPKT 40B14 X 3/4 HEX BORE	
2.	805-023C	PIN ROLL 3/16X1 1/4 PLT	
3.	809-112C	CHAIN RL #40 X 132 PITCH PLT	Option 00 Opener.
	⊗ 136-115D	CHAIN RL #40 126 PITCHES	Option 10 & 20 Openers.
	● ① 809-147C	OBSOLETE REPLACED BY 136-115D	Option 10 & 20 Openers.
4.	803-178C	NUT NYLOCK JAM NUT 1/2-13	
5.	803-036C	NUT HEX JAM 1/2-13 PLT	
6.	817-025C	NO. 40 12T IDLER SPKT.	
7.	802-039C	HHCS 1/2-13X3 GR5	
8.	803-023C	NUT HEX JAM 5/8-11 PLT	
9.	804-022C	WASHER LOCK SPRING 5/8 PLT	
10.	804-019C	WASHER FLAT 5/8 USS PLT	
11.	808-046C	SPKT 40A17 IDLER	
12.	802-436C	HHCS 5/8-11X3 1/2 FTTHD	
13.	803-014C	NUT HEX 3/8-16 PLT	
14.	804-013C	WASHER LOCK SPRING 3/8 PLT	
15.	804-011C	WASHER FLAT 3/8 USS PLT	
16.	802-022C	HHCS 3/8-16X1 1/2 GR5	
17.	803-008C	NUT HEX 5/16-18 PLT	
18.	804-009C	WASHER LOCK SPRING 5/16 PLT	
19.	822-032C	FLANGETTE 52 MST	
20.	822-119C	BRG.7/8HEX BR 52MM SPHRICAL OD	
21.	120-226D	SHAFT HEX 7/8 X 18 7/8	
22.	123-515D	IDLER AND BRG MOUNT PLATE	00 Series Openers
	123-531D	IDLER AND BRG MNT PLT EXTENDED	10 & 20 Series Openers
23.	802-282C	RHSNB 5/16-18X1 GR5	
24.	808-168C	SPKT 40B29 X 7/8 HEX BORE & SS	
25.	123-517D	REAR DRIVE BRG MOUNT PLATE LH	Shown
	123-518D	REAR DRIVE BRG MOUNT PLATE RH	20' Drill Right Hand
26.	808-143C	SPKT 40B12 7/8 HEX BORE W/SS	
27.	809-139C	CHAIN RL #40 X 100 PITCH W/CON	
28.	120-234D	RND SHAFT 3/4 X 13 3/8 W/KW	
29.	822-126C	BEARING 3/4 BORE FLUSH MOUNT	
30.	808-170C	SPKT 40B17 X 3/4BORE W/KW&SS	
31.	168-127D	3/16 X 1 KEY	
32.	803-020C	NUT HEX 1/2-13 PLT	
33.	804-015C	WASHER LOCK SPRING 1/2 PLT	
34.	802-214C	RHSNB 1/2-13X1 1/4 GR5	
35.	123-832H	SLOTTED IDLER ARM 1/2X 3 5/16	
36.	804-016C	WASHER FLAT 1/2 SAE PLT	
37.	805-067C	PIN COTTER 1/8 X 3/4	
38.	809-115C	CHAIN RL #40 X 60 PITCH W/CON	
39.	802-091C	HHCS 1/2-13X1 1/2 GR5	
40.	120-209H	GAUGE WHEEL MOUNT LH DRIVE	For 15' & 20' only
	120-210H	GAUGE WHEEL MOUNT RH DRIVE	For 12' only

Legend: ● = 1st revision; ⊗ = 2nd revision; ⊗ = 3rd revision; ● = use up existing stock; ⊗ = not interchangeable; ⊗ ① ● = for example: revision 2 is not interchangeable w/revision 1

Small Seeds Drive with Fertilizer



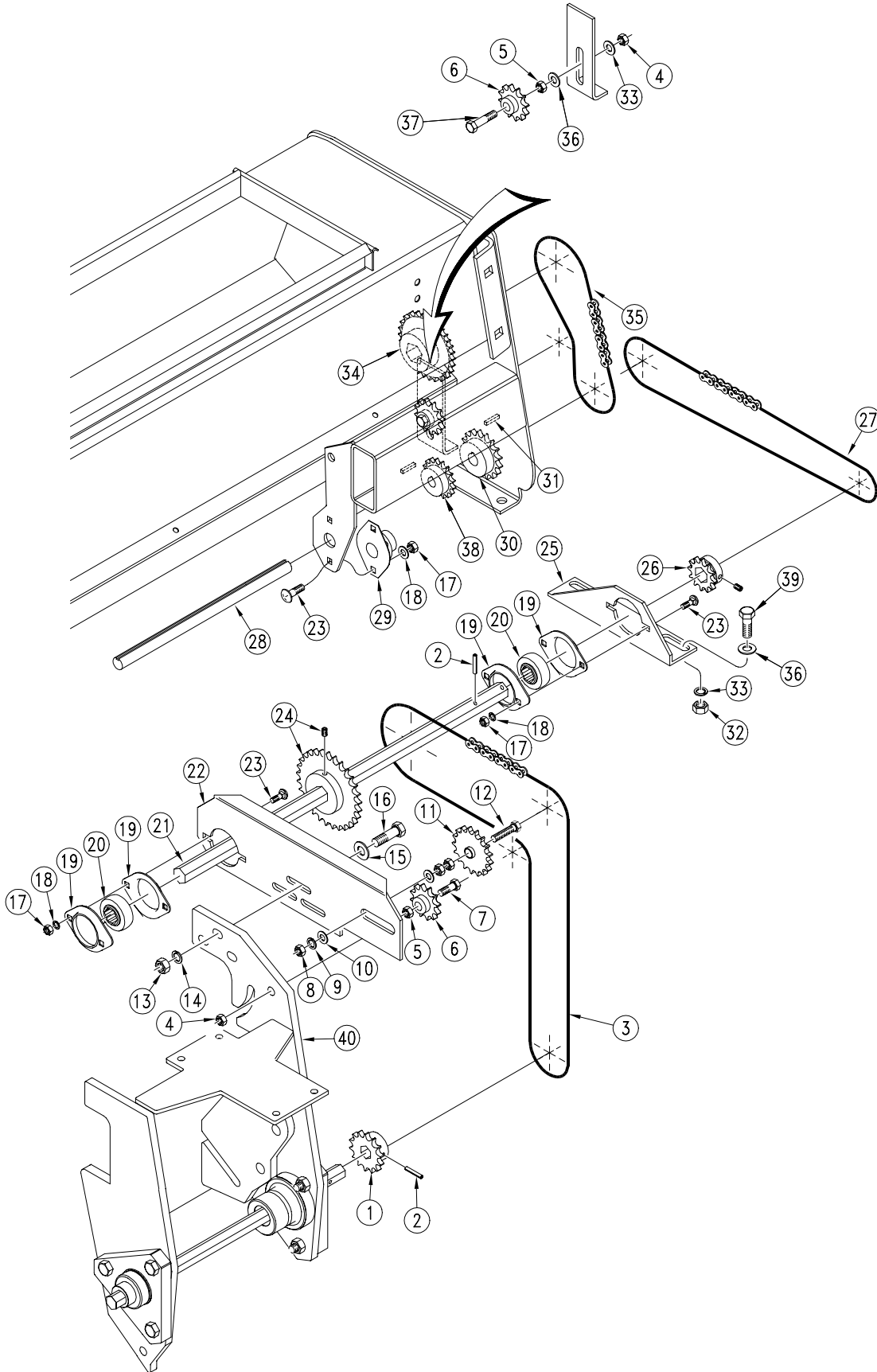
13742

Small Seeds Drive with Fertilizer

Ref.	Part No.	Part Description	Comments
1.	808-170C	SPKT 40B17 X 3/4BORE W/KW&SS	
2.	801-015C	SCREW SET SCKT HD 1/4-20X1/2	
3.	⊗ 136-014D	CHAIN RL #40 79 PITCHES	
	● ① 809-044C	REPLACED BY 136-014D	
4.	120-234D	RND SHAFT 3/4 X 13 3/8 W/KW	
5.	802-282C	RHSNB 5/16-18X1 GR5	
6.	822-126C	BEARING 3/4 BORE FLUSH MOUNT	
7.	804-009C	WASHER LOCK SPRING 5/16 PLT	
8.	803-008C	NUT HEX 5/16-18 PLT	
9.	168-127D	3/16 X 1 KEY	
10.	803-020C	NUT HEX 1/2-13 PLT	
11.	804-015C	WASHER LOCK SPRING 1/2 PLT	
12.	123-832H	SLOTTED IDLER ARM 1/2X 3 5/16	
13.	817-025C	NO. 40 12T IDLER SPKT.	
14.	804-016C	WASHER FLAT 1/2 SAE PLT	
15.	805-067C	PIN COTTER 1/8 X 3/4	
16.	809-115C	CHAIN RL #40 X 60 PITCH W/CON	
17.	802-214C	RHSNB 1/2-13X1 1/4 GR5	
18.	802-034C	HHCS 1/2-13X1 1/4 GR5	

Legend: ● = 1st revision; ⊗ = 2nd revision; ⊕ = 3rd revision; ● = use up existing stock; ⊗ = not interchangeable; ⊗ ① ⊗ = for example: revision 2 is not interchangeable w/revision 1

Fertilizer Drive



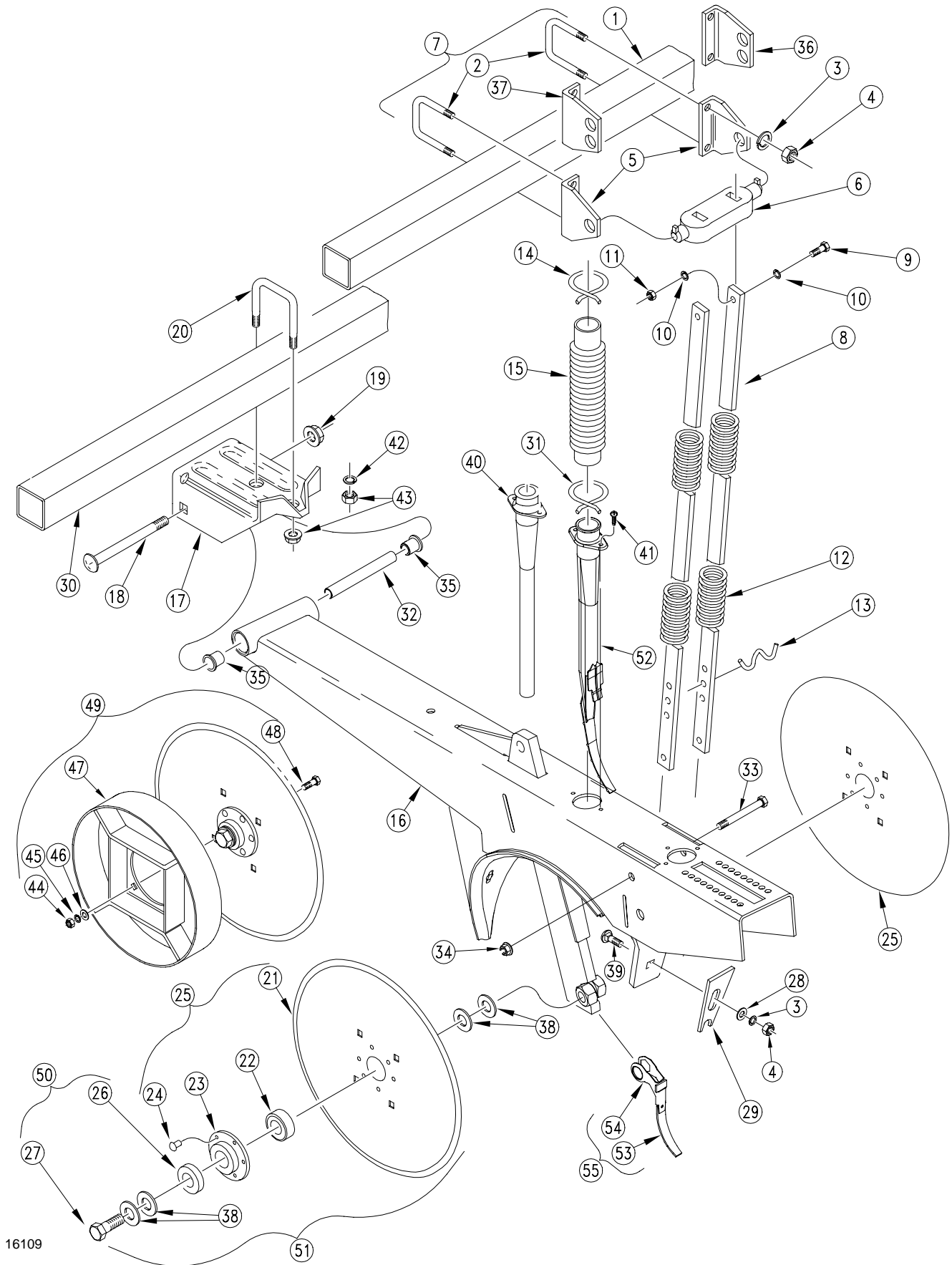
12441

Fertilizer Drive

Ref.	Part No.	Part Description	Comments
1.	808-167C	SPKT 40B14 X 3/4 HEX BORE	
2.	805-023C	PIN ROLL 3/16X1 1/4 PLT	
3.	809-112C	CHAIN RL #40 X 132 PITCH PLT	Option 00 Opener.
	⊗ 136-115D	CHAIN RL #40 126 PITCHES	Option 10 & 20 Openers.
	● ① 809-147C	OBSOLETE REPLACED BY 136-115D	Option 10 & 20 Openers.
4.	803-178C	NUT NYLOCK JAM NUT 1/2-13	
5.	803-036C	NUT HEX JAM 1/2-13 PLT	
6.	817-025C	NO. 40 12T IDLER SPKT.	
7.	802-039C	HHCS 1/2-13X3 GR5	
8.	803-023C	NUT HEX JAM 5/8-11 PLT	
9.	804-022C	WASHER LOCK SPRING 5/8 PLT	
10.	804-019C	WASHER FLAT 5/8 USS PLT	
11.	808-046C	SPKT 40A17 IDLER	
12.	802-436C	HHCS 5/8-11X3 1/2 FTTHD	
13.	803-014C	NUT HEX 3/8-16 PLT	
14.	804-013C	WASHER LOCK SPRING 3/8 PLT	
15.	804-011C	WASHER FLAT 3/8 USS PLT	
16.	802-022C	HHCS 3/8-16X1 1/2 GR5	
17.	803-008C	NUT HEX 5/16-18 PLT	
18.	804-009C	WASHER LOCK SPRING 5/16 PLT	
19.	822-032C	FLANGETTE 52 MST	
20.	822-119C	BRG.7/8HEX BR 52MM SPHRICAL OD	
21.	120-226D	SHAFT HEX 7/8 X 18 7/8	
22.	123-515D	IDLER AND BRG MOUNT PLATE	
	123-531D	IDLER AND BRG MNT PLT EXTENDED	
23.	802-282C	RHSNB 5/16-18X1 GR5	
24.	808-168C	SPKT 40B29 X 7/8 HEX BORE & SS	
25.	123-517D	REAR DRIVE BRG MOUNT PLATE LH	
	123-518D	REAR DRIVE BRG MOUNT PLATE RH	
26.	808-143C	SPKT 40B12 7/8 HEX BORE W/SS	
27.	809-139C	CHAIN RL #40 X 100 PITCH W/CON	
28.	120-234D	RND SHAFT 3/4 X 13 3/8 W/KW	
29.	822-126C	BEARING 3/4 BORE FLUSH MOUNT	
30.	808-170C	SPKT 40B17 X 3/4BORE W/KW&SS	
31.	168-127D	3/16 X 1 KEY	
32.	803-020C	NUT HEX 1/2-13 PLT	
33.	804-015C	WASHER LOCK SPRING 1/2 PLT	
34.	⊗ 808-086C	SPKT 40B30 X 3/4 HEXBORE W/ SS	
	● ① 181-138D	REPLACED BY 808-086C	
35.	⊗ 136-059D	CHAIN RL #40 56 PITCHES	
	● ① 809-064C	OBSOLETE REPLACED BY 136-059D	
36.	804-016C	WASHER FLAT 1/2 SAE PLT	
37.	802-044C	HHCS 1/2-13X4 GR5	
38.	808-040C	SPKT 40B12 X 3/4 B W/KW&SS	
39.	802-091C	HHCS 1/2-13X1 1/2 GR5	
40.	120-209H	GAUGE WHEEL MOUNT LH DRIVE	For 15' & 20' only
	120-210H	GAUGE WHEEL MOUNT RH DRIVE	For 12' only

Legend: ● = 1st revision; ⊗ = 2nd revision; ⊕ = 3rd revision; ● = use up existing stock; ⊗ = not interchangeable; ⊗ ① = for example: revision 2 is not interchangeable w/revision 1

Option 00 Straight Arm Opener



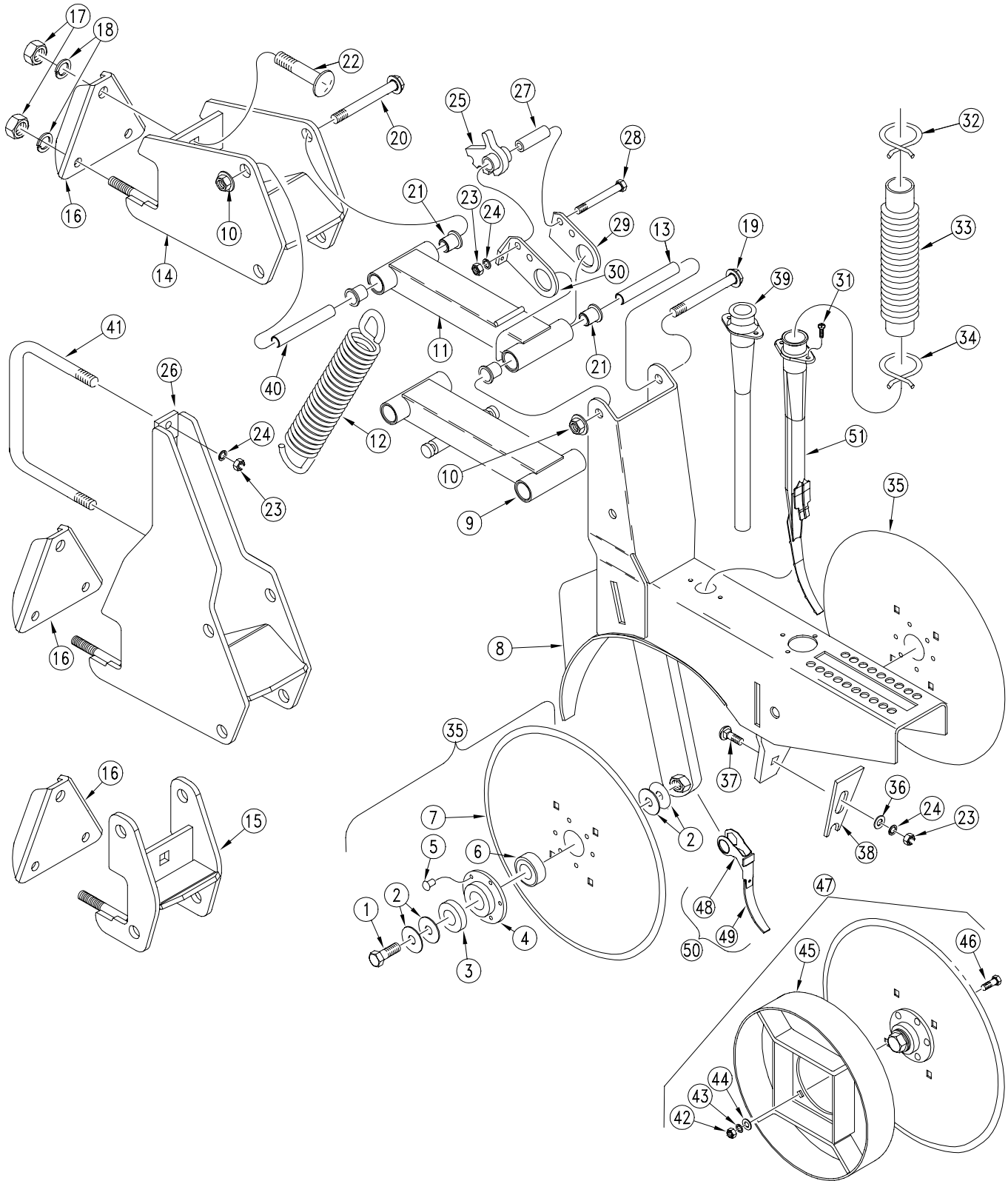
16109

Option 00 Straight Arm Opener

Ref.	Part No.	Part Description	Comments
1.		SPRING ROD MOUNTING TUBE	
2.	806-004C	U-BOLT 3/8-16 X 2 X 2 3/4	
3.	804-013C	WASHER LOCK SPRING 3/8 PLT	
4.	803-014C	NUT HEX 3/8-16 PLT	
5.	121-025D	SPRING ROD CASTING CLIP	
6.	812-012C	CASTING DOUBLE SPRING ROD	
7.	121-011A	SPRING CASTING MTG ASSY	Includes items 2 through 6
8.	121-133D	STRAIGHT ARM OPENER SPRING ROD	
9.	802-004C	HHCS 1/4-20X3/4 GR5	
10.	804-006C	WASHER LOCK SPRING 1/4 PLT	
11.	803-006C	NUT HEX 1/4-20 PLT	
12.	807-118C	SPRING COMP 13/16IDX.156WX19.5	
13.	107-027D	DISC SPRING BAR WIRE CLIP	
14.	800-009C	CLAMP HOSE 1 5/8 NO. 26	
15.	816-114C	SEED HOSE 30 RIBS X 7 1/2 LG	
16.	② 121-703H	OPENER WELDMENT - SHORT	For drills manufactured before 5/1/2000 also order part no. 122-202S.
	● ⊗ ① ② 142-720H	STRAIGHT ARM FERTILIZER OPENER	(S/N 1413D+ for 1200; 8877C+ for 1500 & 6100B+ for 2000)
	① 142-521H	STRAIGHT ARM FERTILIZER WELD	(S/N 1412D- for 1200; 8876C- for 1500 & 6009B- for 2000)
17.	142-194D	94 STRAIGHT ARM OPENER MOUNT	
18.	802-121C	RHSNB 1/2-13X5 1/2 GR5	
19.	803-169C	NUT HEX FLG. LOCK 1/2-13 PLT.	
20.	806-066C	U-BOLT 1/2-13 X 3 1/32 X 4	
21.	⊗ ① ② 107-134A	13 1/2 BLADE UDPATE-1/4 RIVETS	
	● ① 820-080C	REPLACED BY 107-134A	
22.	188-001V	BEARING AA205DD	
23.	② 890-452C	RIBBED BEARING FLANGE-PLATED	
	● ① 107-112D	REPLACED BY 890-452C	
24.	800-212C	RIVET,BUTTON HEAD .203 X 9/16	
25.	② 107-133S	D.D. W/ 205 BRG ASSY-PLT FLNG	
	● ① 107-130S	REPLACED BY 107-133S	
26.	107-111D	DD BRG FLANGE DUST COVER	
27.	802-228C	HHCS 5/8-11X1 1/2 GR5 NYL	
28.	804-012C	WASHER FLAT 3/8 SAE PLT	
29.	107-113D	D.D. SLOTTED SCRAPER	
30.		OPENER MOUNTING TUBE	
31.	800-008C	CLAMP HOSE 1 1/2 NO. 24	
32.	142-198D	STRAIGHT ARM OPENER PIVOT PIPE	
33.	802-427C	HFS 3/8-16X3 5/8 SPTHD	
34.	803-209C	NUT FLANGE LOCK 3/8-16 PLT	
35.	817-084C	PARALLEL ARM PIVOT BUSHING	
36.	121-127D	OFFSET SPRING ROD CLIP R.H.	
37.	121-128D	OFFSET SPRING ROD CLIP L.H.	
38.	804-040C	WASHER MACH 1.00 X .625 X 18GA	
39.	802-015C	RHSNB 3/8-16X1 GR5	
40.	817-133C	PLASTIC OPENER SEED TUBE	Model year 1998-.
41.	801-002C	SCREW HEX SLT10-16X3/8P.THD CT	
42.	804-015C	WASHER LOCK SPRING 1/2 PLT	Replaced by item 43 part no. 803-037C
43.	② 803-037C	NUT HEX WHIZ 1/2-13 PLT	
	● ① 803-020C	NUT HEX 1/2-13 PLT	
44.	803-008C	NUT HEX 5/16-18 PLT	
45.	804-009C	WASHER LOCK SPRING 5/16 PLT	
46.	804-036C	WASHER FLAT 5/16 SAE PLT	
47.	121-704H	10 1/2 DEPTH BAND WLMT	
48.	802-029C	HHCS 7/16-14X1 1/2 GR5	
49.	121-705A	10 1/2 DEPTH BAND BUNDLE	
50.	107-136S	BLADE UPDATE HARDWARE	
51.	107-134A	13 1/2 BLADE UDPATE-1/4 RIVETS	
52.	817-314C	OPENER SEED TUBE, PLASTIC	Model year 1999+.
53.	816-302C	SEED FLAP, RUBBER, SEED-LOK	Model year 1999+.
54.	121-164D	HEX SEED FLAP MOUNTING CLIP	Model year 1999+.
55.	122-242S	SEED FLAP & HEX CLIP, SEEDLOK	Model year 1999+.

Legend: ● = 1st revision; ② = 2nd revision; ③ = 3rd revision; ● = use up existing stock; ⊗ = not interchangeable; ⊗ ① ② = for example: revision 2 is not interchangeable w/revision 1

Option 10 Parallel Arm Opener



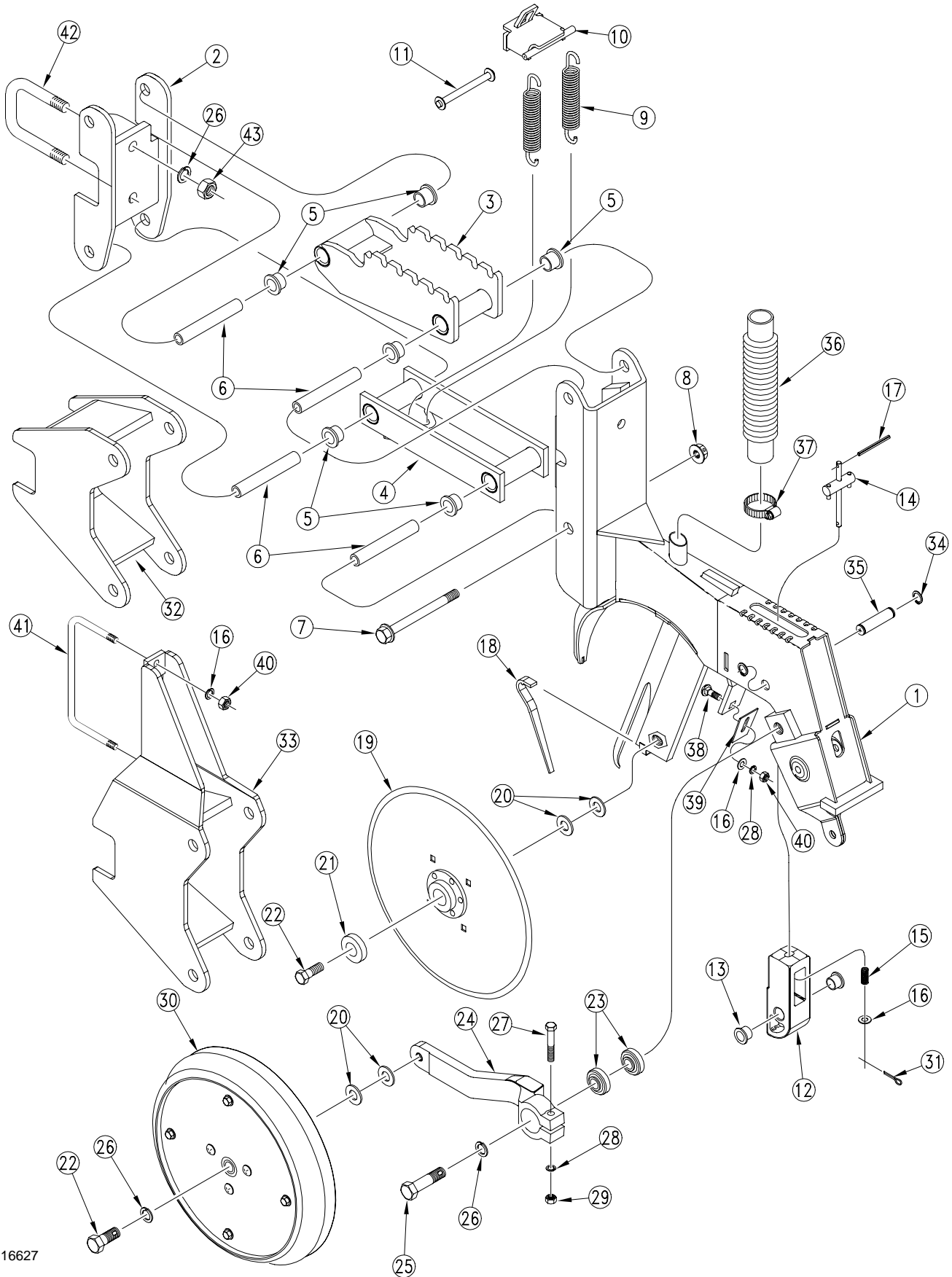
11975

Option 10 Parallel Arm Opener

Ref.	Part No.	Part Description	Comments
1.	802-228C	HHCS 5/8-11X1 1/2 GR5 NYL	
2.	804-040C	WASHER MACH 1.00 X .625 X 18GA	
3.	107-111D	DD BRG FLANGE DUST COVER	
4.	⊗ 890-452C	RIBBED BEARING FLANGE-PLATED	
	● 1 107-112D	REPLACED BY 890-452C	
5.	800-212C	RIVET,BUTTON HEAD .203 X 9/16	
6.	188-001V	BEARING AA205DD	
7.	⊗ 107-134A	13 1/2 BLADE UDPATE-1/4 RIVETS	
	● 1 820-080C	REPLACED BY 107-134A	
8.	⊗ 198-409H	PARALLEL LINKAGE OPENER WELD	For drills manufactured before 5/1/2000 also order part no. 122- 202S.
	● 1 198-092H	PARALLEL LINKAGE OPENER WELD	
9.	198-090H	BOTTOM PARALLEL ARM WELDMENT	
10.	803-169C	NUT HEX FLG. LOCK 1/2-13 PLT.	
11.	198-089H	TOP PARALLEL ARM WELDMENT	
12.	807-116C	SPRING EXT 1 5/8OD X 6.6X.177	
13.	198-139D	REAR PARALLEL ARM PIVOT TUBE	
14.	198-086H	3PT PAR ARM OPENER REAR MNT	
15.	198-085H	3PT PAR ARM OPENER FRNT MNT	
16.	198-179D	PARALLEL OPENER MOUNT PLATE	
17.	803-021C	NUT HEX 5/8-11 PLT	
18.	804-022C	WASHER LOCK SPRING 5/8 PLT	
19.	802-648C	HFS 1/2-13 X 5 1/4	
20.	802-420C	HFS 1/2-13X5 1/2	
21.	817-084C	PARALLEL ARM PIVOT BUSHING	
22.	802-415C	RHSNB 5/8-11X4 1/2 GR5	
23.	803-014C	NUT HEX 3/8-16 PLT	
24.	804-013C	WASHER LOCK SPRING 3/8 PLT	
25.	812-204C	CASTING ADJUST CASTING	
26.	198-087H	3PT PAR ARM OPNER EXTENDED MNT	
27.	198-134D	SPRING ADJUST PIVOT TUBE	
28.	802-147C	HHCS 3/8-16X3 1/2 GR5	
29.	198-128D	SPRING ADJUST PLATE RH	
30.	198-127D	SPRING ADJUST PLATE LH	
31.	801-002C	SCREW HEX SLT10-16X3/8P.THD CT	
32.	800-009C	CLAMP HOSE 1 5/8 NO. 26	
33.	816-002C	RUBBER GRAIN TUBE	
34.	800-008C	CLAMP HOSE 1 1/2 NO. 24	
35.	⊗ 107-133S	D.D. W/ 205 BRG ASSY-PLT FLNG	
	● 1 107-130S	REPLACED BY 107-133S	
36.	804-012C	WASHER FLAT 3/8 SAE PLT	
37.	802-015C	RHSNB 3/8-16X1 GR5	
38.	107-113D	D.D. SLOTTED SCRAPER	
39.	817-133C	PLASTIC OPENER SEED TUBE	Model year 1998-
40.	198-140D	FRONT PARALLEL ARM PIVOT TUBE	
41.	806-051C	U-BOLT 3/8-16 X 6 1/32 X 7	
42.	803-008C	NUT HEX 5/16-18 PLT	
43.	804-009C	WASHER LOCK SPRING 5/16 PLT	
44.	804-036C	WASHER FLAT 5/16 SAE PLT	
45.	121-704H	10 1/2 DEPTH BAND WLMT	
46.	802-029C	HHCS 7/16-14X1 1/2 GR5	
47.	121-705A	10 1/2 DEPTH BAND BUNDLE	
48.	121-164D	HEX SEED FLAP MOUNTING CLIP	Model year 1999+.
49.	816-302C	SEED FLAP, RUBBER, SEED-LOK	Model year 1999+.
50.	122-242S	SEED FLAP & HEX CLIP, SEEDLOK	Model year 1999+.
51.	817-314C	OPENER SEED TUBE, PLASTIC	Model year 1999+.

Legend: ● = 1st revision; ⊗ = 2nd revision; ⊕ = 3rd revision; ● = use up existing stock; ⊗ = not interchangeable; ⊗ ⊕ = for example: revision 2 is not interchangeable w/revision 1

Option 20 Series Opener (Sept. 1, 1997+)



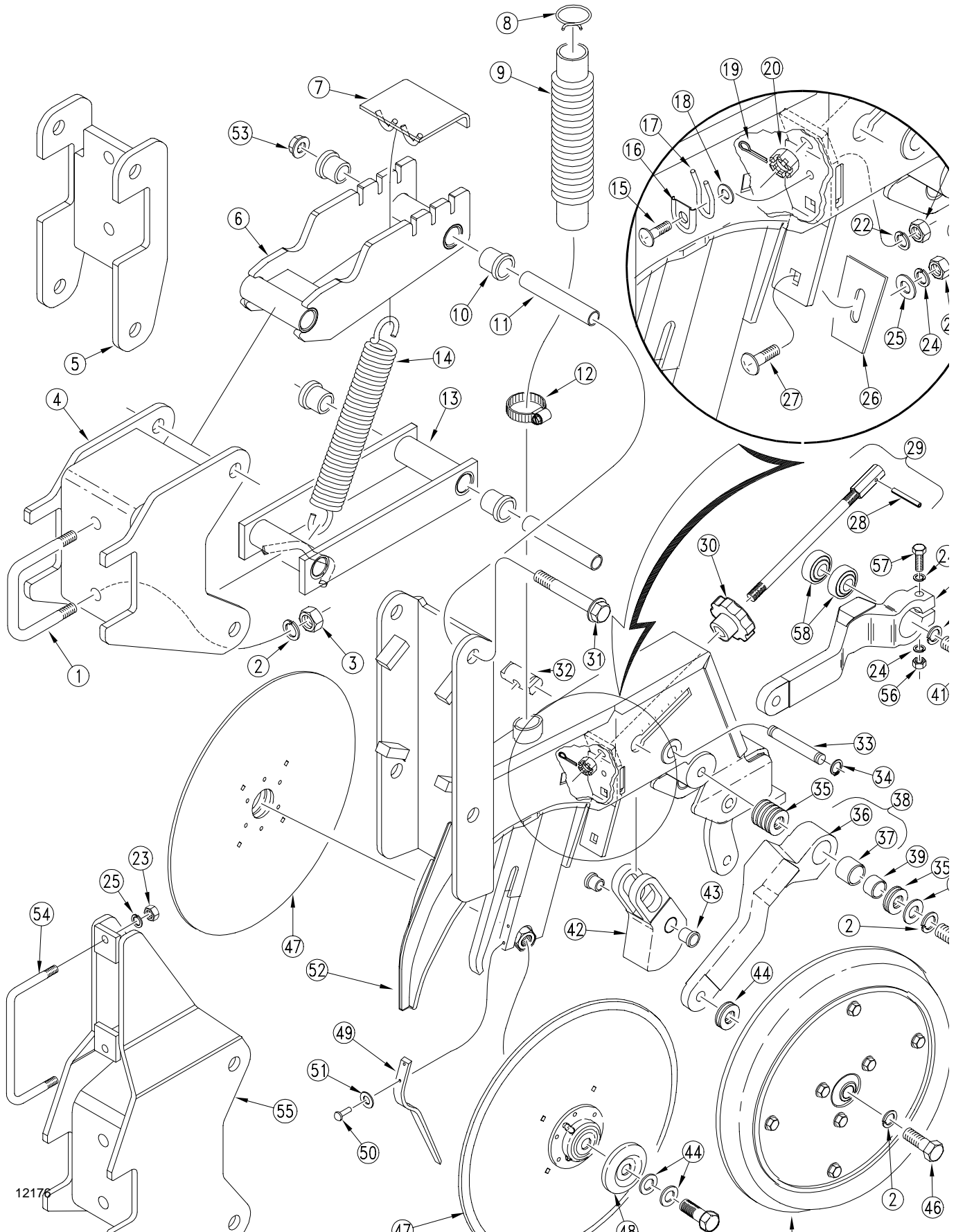
16627

Option 20 Series Opener (Sept. 1, 1997+)

Ref.	Part No.	Part Description	Comments
1.	198-422H	20 SER OPENER BODY WLMT	
2.	198-127H	FRONT MOUNT DC OPENER	
3.	198-424H	20 SER OPNR UPPER PAR ARM WLMT	
4.	198-425H	20 SER OPNR LOWER PAR ARM WLMT	
5.	817-084C	PARALLEL ARM PIVOT BUSHING	
6.	198-140D	FRONT PARALLEL ARM PIVOT TUBE	
7.	802-419C	HFS 1/2-13X5 3/4	
8.	803-169C	NUT HEX FLG. LOCK 1/2-13 PLT.	
9.	807-076C	SPRING EXT 1.575 OD X .225 W	
10.	198-426H	20 SER OPNR SPRING MNT WLMT	
11.	805-257C	PIN OPENER SPRING 4 1/6 USABLE	
12.	198-201D	20 SER OPNR PW CAM	
13.	817-083C	PRESS WHEEL ARM PIVOT BUSHING	
14.	198-497H	20 SER OPNR T-HANDLE WLDMNT	
15.	807-172C	SPRING COMP 5/8 OD X 1 3/4 LG	
16.	804-012C	WASHER FLAT 3/8 SAE PLT	
17.	805-062C	PIN ROLL 3/16 X 2 1/2 LG. PLTF	
18.	817-315C	20 SER OPNR PLASTIC SEED GUIDE	
19.	107-133S	D.D. W/ 205 BRG ASSY-PLT FLNG	
20.	804-040C	WASHER MACH 1.00 X .625 X 18GA	
21.	107-111D	DD BRG FLANGE DUST COVER	
22.	802-228C	HHCS 5/8-11X1 1/2 GR5 NYL	
23.	822-095C	BEARING DBL LIP 203 X 5/8 BORE	
24.	198-182D	20 SERIES SIDE DEPTH GW ARM	
25.	802-366C	HHCS 5/8-11X2 1/2 GR5 NYL	
26.	804-022C	WASHER LOCK SPRING 5/8 PLT	
27.	802-605C	HHCS 3/8-24X2 1/4 GR8 BLK	
28.	804-013C	WASHER LOCK SPRING 3/8 PLT	
29.	803-274C	NUT HEX 3/8-24 GR8 BLK	
30.	198-057S	2X13 DEPTH WHEEL ASSY	
31.	805-067C	PIN COTTER 1/8 X 3/4	
32.	198-229H	EXTENDED REAR DC OPNR MOUNT	
33.	198-128H	REAR MOUNT DC OPENER	
34.	800-118C	SNAP RING EXT 5/8 .050 T	
35.	198-202D	20 SER OPNR CAM PIN	
36.	816-002C	RUBBER GRAIN TUBE	
37.	800-103C	CLAMP WRM DRV PLT (.68-1.5)	
38.	802-015C	RHSNB 3/8-16X1 GR5	
39.	198-074D	OPENER SCRAPER	
40.	803-014C	NUT HEX 3/8-16 PLT	
41.	806-051C	U-BOLT 3/8-16 X 6 1/32 X 7	
42.	806-110C	U-BOLT 5/8-11 X 3 1/32 X 4 1/2	
43.	803-021C	NUT HEX 5/8-11 PLT	

Legend: ● = 1st revision; ● = 2nd revision; ● = 3rd revision; ● = use up existing stock; ⊗ = not interchangeable; ⊗ ⊕ ● = for example: revision 2 is not interchangeable w/revision 1

Option 20 Series Opener (Aug. 31, 1997-)



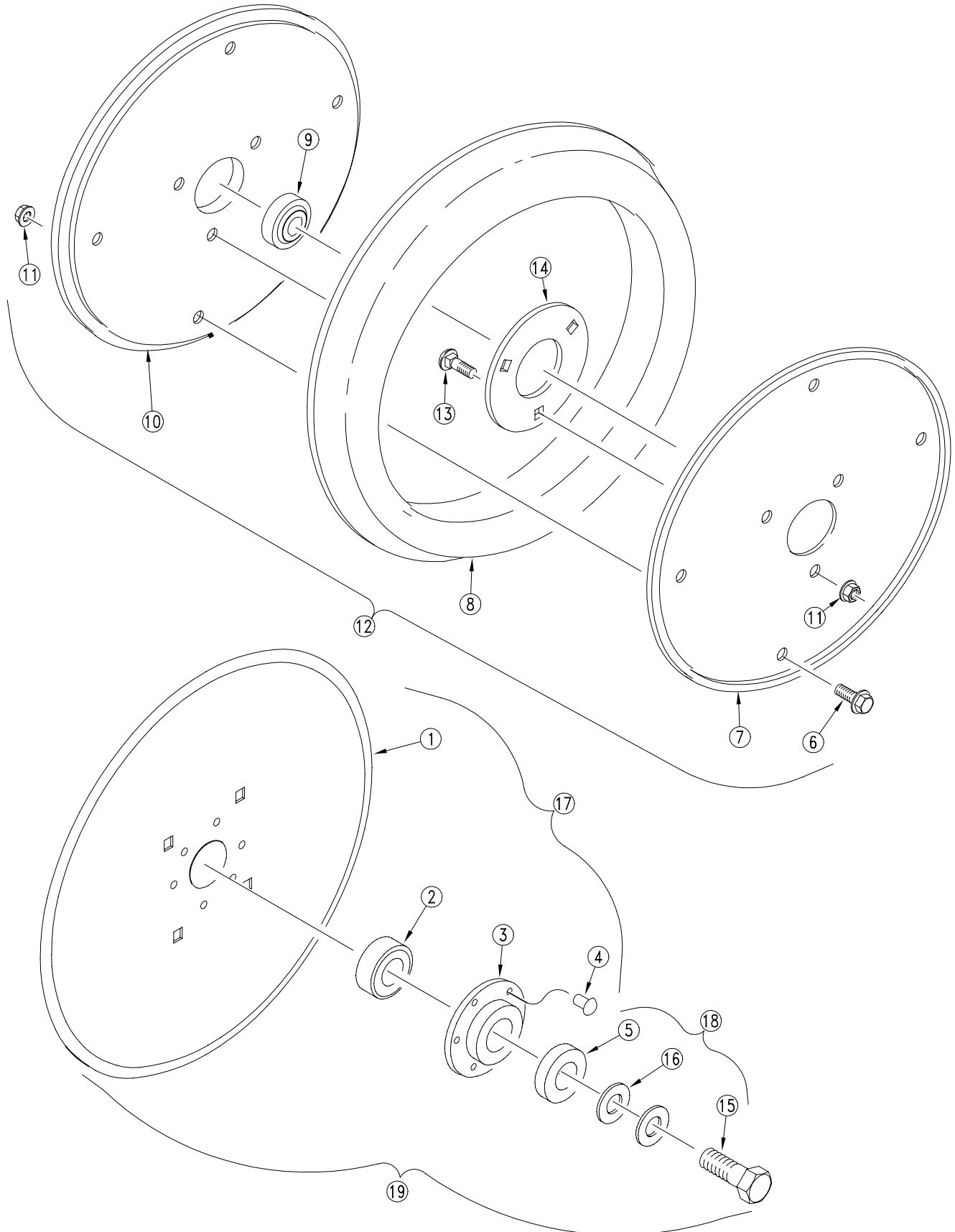
12176

Option 20 Series Opener (Aug. 31, 1997-)

Ref.	Part No.	Part Description	Comments
1.	806-110C	U-BOLT 5/8-11 X 3 1/32 X 4 1/2	
2.	804-022C	WASHER LOCK SPRING 5/8 PLT	
3.	803-021C	NUT HEX 5/8-11 PLT	
4.	198-128H	REAR MOUNT DC OPENER	
5.	198-127H	FRONT MOUNT DC OPENER	
6.	198-230H	TOP DC ARM WELDMENT	
7.	198-235H	SPRING ADJUSTMENT WELDMENT	
8.	800-009C	CLAMP HOSE 1 5/8 NO. 26	
9.	816-178C	REPLACED BY 816-002C	
10.	817-084C	PARALLEL ARM PIVOT BUSHING	
11.	198-140D	FRONT PARALLEL ARM PIVOT TUBE	
12.	800-103C	CLAMP WRM DRV PLT (.68-1.5)	
13.	198-231H	BOTTOM DC ARM WELDMENT	
14.	807-076C	SPRING EXT 1.575 OD X .225 W	
15.	801-018C	SCREW RD HD 1/4-20 X 5/8	
16.	122-065D	TENSION SPRING RETAINER	
17.	807-095C	DC OPENER ADJ SPRING	
18.	804-007C	WASHER FLAT 1/4 SAE PLT	
19.	805-064C	PIN COTTER 7/64 X 1 LONG	
20.	803-069C	NUT HEX SLOTTED 7/16-14 PLT	
21.	803-006C	NUT HEX 1/4-20 PLT	
22.	804-006C	WASHER LOCK SPRING 1/4 PLT	
23.	803-014C	NUT HEX 3/8-16 PLT	
24.	804-013C	WASHER LOCK SPRING 3/8 PLT	
25.	804-012C	WASHER FLAT 3/8 SAE PLT	
26.	198-074D	OPENER SCRAPER	
27.	802-015C	RHSNB 3/8-16X1 GR5	
28.	805-073C	PIN ROLL 5/32 X 1	
29.	198-059S	SCREW ADJ ROD 7/16-14X9 3/16	
30.	817-021C	KNOB P.W. ADJUSTMENT	
31.	802-419C	HFS 1/2-13X5 3/4	
32.	198-070D	SLIDE TRUNION	
33.	198-069D	CAM PIN	
34.	800-118C	SNAP RING EXT 5/8 .050 T	
35.	804-082C	WASHER MACH 1.75 X 1.00 X 18GA	
36.	198-095D	DC ARM	April 1996-. Not available. Order update kit 198-403A.
37.	817-092C	DEPTH CONTROL BUSHING	April 1996-. Not available. Order update kit 198-403A.
38.	198-074S	DC ARM SUB ASSY	April 1996-. Not available. Order update kit 198-403A.
39.	198-071D	ARM BUSHING	April 1996-. Not available. Order update kit 198-403A.
40.	804-019C	WASHER FLAT 5/8 USS PLT	April 1996-. Not available. Order update kit 198-403A.
41.	802-366C	HHCS 5/8-11X2 1/2 GR5 NYL	
42.	198-096D	DC CAM	
43.	817-083C	PRESS WHEEL ARM PIVOT BUSHING	
44.	804-040C	WASHER MACH 1.00 X .625 X 18GA	
45.	198-057S	2X13 DEPTH WHEEL ASSY	
46.	802-228C	HHCS 5/8-11X1 1/2 GR5 NYL	
47.	⊗ ① ② 107-133S	D.D. W/ 205 BRG ASSY-PLT FLNG	
	① 107-130S	REPLACED BY 107-133S	
48.	107-111D	DD BRG FLANGE DUST COVER	
49.	817-059C	PLASTIC SEED GUIDE	
50.	801-056C	SCREW U-TYPE DRIVE #4 X 1/2	
51.	804-079C	WASHER FLAT #4 SAE PLT	
52.	198-233H	DC OPENER WELDMENT W/SEED TUBE	
53.	803-169C	NUT HEX FLG. LOCK 1/2-13 PLT.	
54.	806-051C	U-BOLT 3/8-16 X 6 1/32 X 7	
55.	198-229H	EXTENDED REAR DC OPNR MOUNT	
56.	803-274C	NUT HEX 3/8-24 GR8 BLK	
57.	802-605C	HHCS 3/8-24X2 1/4 GR8 BLK	
58.	822-095C	BEARING DBL LIP 203 X 5/8 BORE	
59.	198-182D	20 SERIES SIDE DEPTH GW ARM	

Legend: ① = 1st revision; ② = 2nd revision; ③ = 3rd revision; ● = use up existing stock; ⊗ = not interchangeable; ⊗ ① ② = for example: revision 2 is not interchangeable w/revision 1

Wiper Wheel



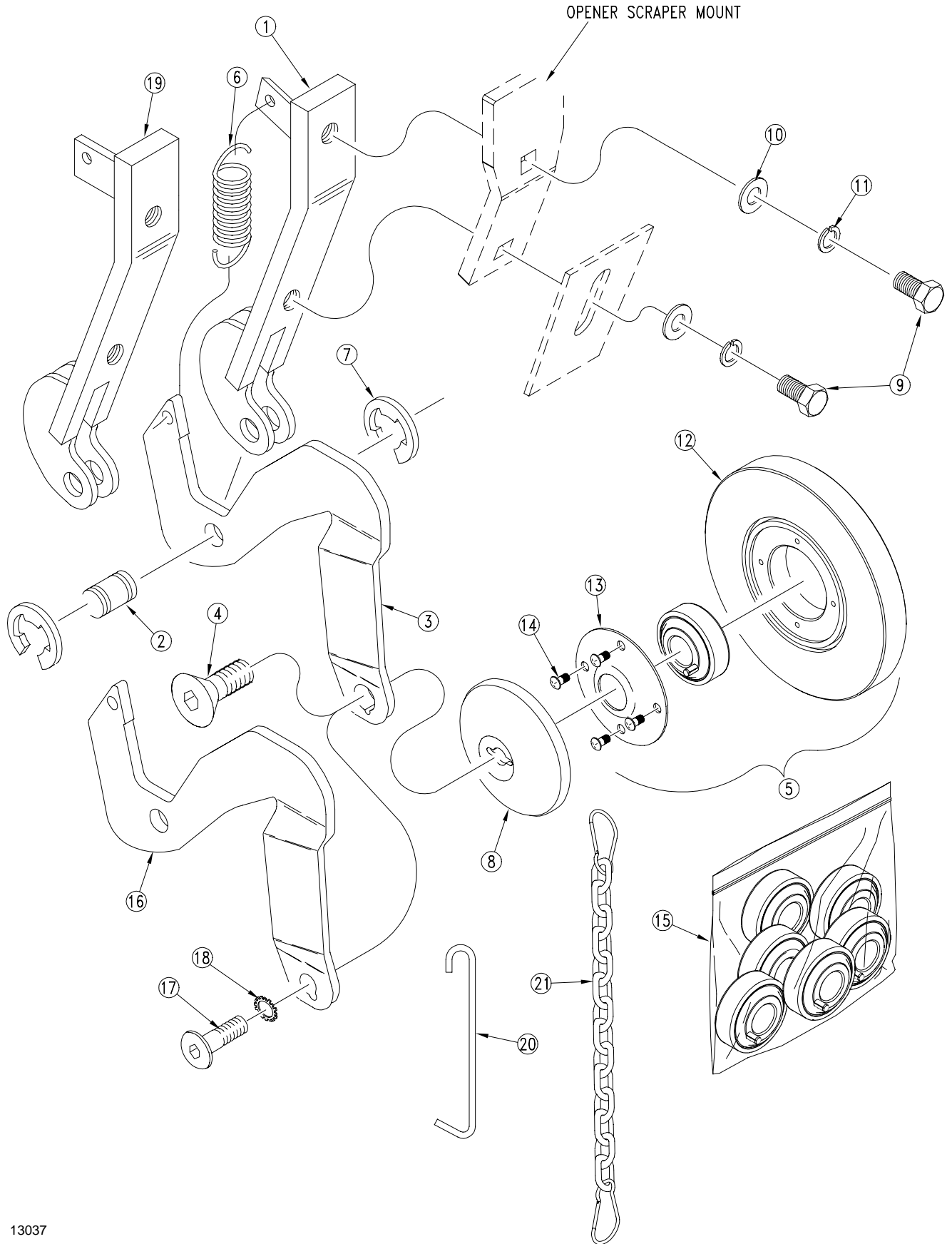
11205

Wiper Wheel

Ref.	Part No.	Part Description	Comments
1.	⊗ ① ② 820-155C ① 820-080C	FLAT DISK STEEL (1/4" rivets) FLAT DISK STEEL (3/16" rivets)	No longer available. Update with 107-133S, item 17.
2.	188-001V	BEARING AA205DD	
3.	⊗ ③ ④ 890-466C ③ 107-112D ② 890-452C ① 107-110D	RIBB BRG FLNG .266 MT HOLE PLT BEARING FLANGE-3/16 DIA HOLES REPLACED BY 107-112D REPLACED BY 107-112D	Use with 820-155C (1/4" rivets"). Use with 820-080C (3/16" rivets).
4.	⊗ ② ③ 800-213C ② 800-212C ① 800-010C	RIVET,BUTTON HEAD 1/4 X 9/16 RIVET,BUTTON HEAD .203 X 9/16 REPLACED BY 800-212C	Use with 820-155C. Use with 820-080C.
5.	107-111D	DD BRG FLANGE DUST COVER	
6.	802-352C	HFSS 5/16-18X1/2 GR5	
7.	814-082C	2X13 D.W. OUTER RIM HALF	
8.	814-083C	2X13 SIDE DEPTH TIRE	
9.	822-095C	BEARING DBL LIP 203 X 5/8 BORE	
10.	814-081C	2X13 D.W. INNER RIM HALF	
11.	803-043C	NUT HEX WHIZ 5/16-18 PLT	
12.	198-057S	2X13 DEPTH WHEEL ASSY	
13.	802-092C	RHSNB 5/16-18X3/4 GR5	
14.	198-183D	20 SER SIDE DEPTH WL STIFF PLT	
15.	802-228C	HHCS 5/8-11X1 1/2 GR5 NYL	
16.	804-040C	WASHER MACH 1.00 X .625 X 18GA	
17.	⊗ ① ② 107-133S ① 107-130S	D.D. W/ 205 BRG ASSY-PLT FLNG REPLACED BY 107-133S	Includes items 1 thru 4.
18.	107-136S	BLADE UPDATE HARDWARE	Includes items 5, 15 & 16.
19.	107-134A	13 1/2 BLADE UPDATE-1/4 RIVETS	Includes items 17 & 18.

Legend: ① = 1st revision; ② = 2nd revision; ③ = 3rd revision; ● = use up existing stock; ⊗ = not interchangeable; ⊗ ① ② = for example: revision 2 is not interchangeable w/revision 1

5" & 6" Seed-Lok® (Option)



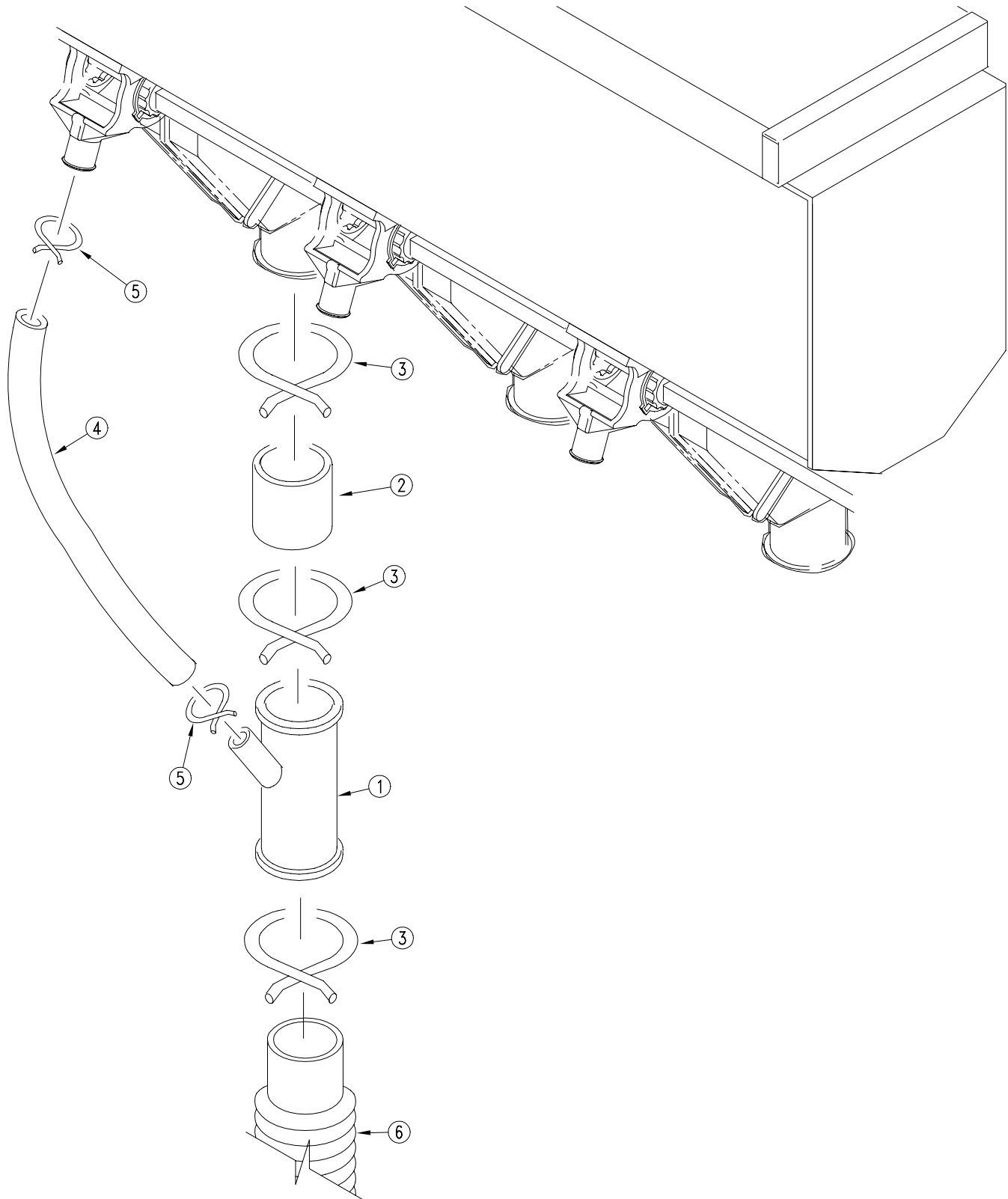
13037

5" & 6" Seed-Lok® (Option)

Ref.	Part No.	Part Description	Comments
1.	122-187H	DC RMVBL SD-LOK MNT WLDMT	20 Series Opener
2.	122-120D	5 SEED-LOK WHL ARM PIVOT PIN	
3.	122-156D	20 SERIES SEED LOCK ARM	20 Series Opener
4.	801-143C	SFHCS 3/8-16X3/4 82 DEGREE	20 Series Opener
5.	122-201S	SD-LK 203 BEARING WHEEL ASSY	5" Seed Lok
	206-014S	6 GROOVED SEED LOK ASSEMBLY	6" Seed Lok
6.	807-101C	SPRING, 1 O.D.X.125WIREX 3 1/2	
7.	800-093C	SNAP RING EXT E 1/2	
8.	206-021D	SEED LOK WHEEL CAP (LONG)	
9.	802-017C	HHCS 3/8-16X1 GR5	
10.	804-012C	WASHER FLAT 3/8 SAE PLT	
11.	804-013C	WASHER LOCK SPRING 3/8 PLT	
12.	817-134C	5/8 X 5 SEED FIRING WHEEL	5" Seed Lok
	817-191C	5/8 X 6 GROOVED SEED LOK WHEEL	6" Seed Lok
13.	816-173C	BEARING RETAINER W/BONDED SEAL	
14.	801-084C	SCR PH THD FMG #10X1/2 TP ZP	
15.	122-231A	SEED-LOK BEARING PACKAGE	Includes 6 bearings.
16.	122-151D	SEED-LOK ARM (1994)	00 & 10 Series Openers
17.	801-078C	SCR HX SKT BUT CP 3/8-16X3/4	00 & 10 Series Openers (5" Seed Lok)
	801-141C	LHS CP 3/8-16X3/4 GR8 PLATED	00 & 10 Series Openers (6" Seed Lok)
18.	804-078C	WASHER INTERNAL STAR 3/8 PLT.	00 & 10 Series Openers
19.	122-173H	SS RMVBL SD-LOK MNT WLDMT	00 & 10 Series Openers
20.	800-310C	SEED LOK HANGER SPRING	
21.	809-198C	SEED LOK TIE UP	

Legend: ● = 1st revision; ● = 2nd revision; ● = 3rd revision; ● = use up existing stock; ⊗ = not interchangeable; ⊗ ① ● = for example: revision 2 is not interchangeable w/revision 1

Small Seeds Y-Tube Drop



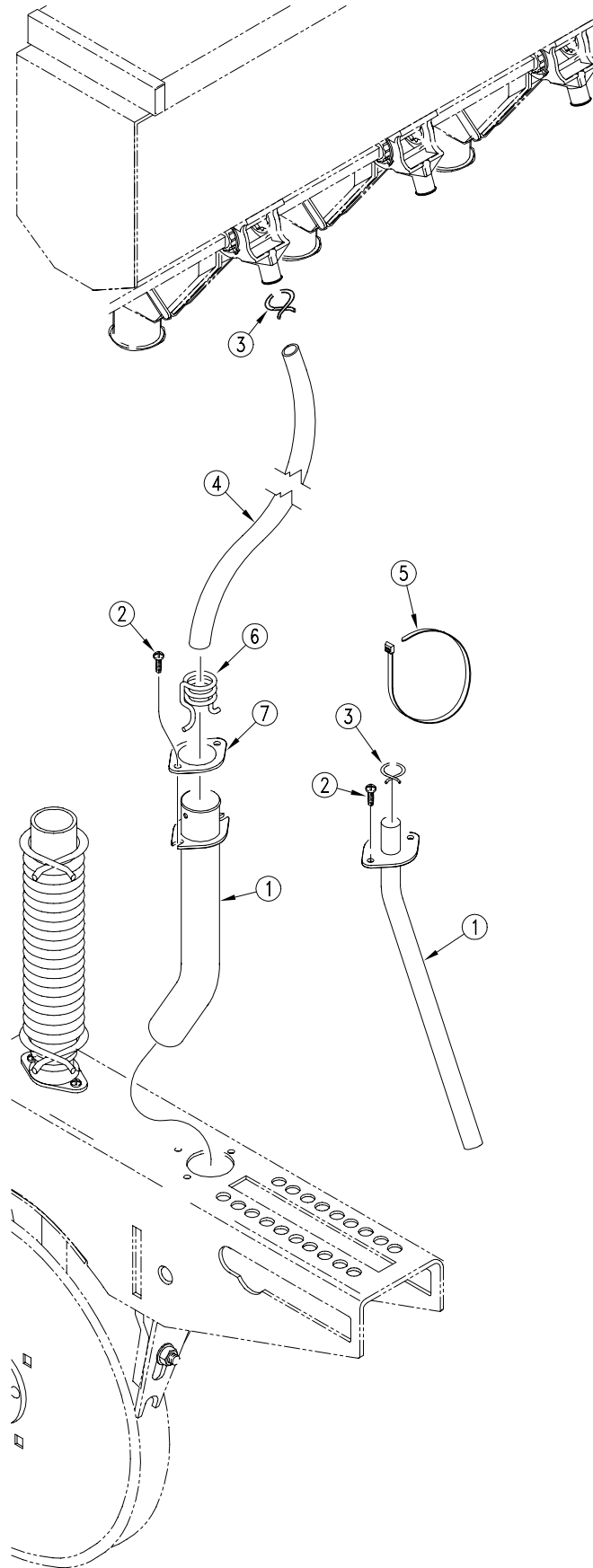
12194

Small Seeds Y-Tube Drop

Ref.	Part No.	Part Description	Comments
1.	817-052C	GRASS SEED DROP TUBE	
2.	123-231D	GRASS SEED DROP TUBE CONN HOSE	
3.	800-009C	CLAMP HOSE 1 5/8 NO. 26	
4.	123-522D	GRASS SEED HOSE, 24IN.	
5.	800-029C	CLAMP HOSE GRASS SEED	
6.	816-114C	SEED HOSE 30 RIBS X 7 1/2 LG	Parallel Link Openers and Depth Controlling Openers
	816-150C	SEED HOSE 22 RIBS 1.5-1.25	Straight Arm Openers

Legend: ① = 1st revision; ② = 2nd revision; ③ = 3rd revision; ● = use up existing stock; ⊗ = not interchangeable; ⊗ ① ② = for example: revision 2 is not interchangeable w/revision 1

Small Seeds Hose Retainer



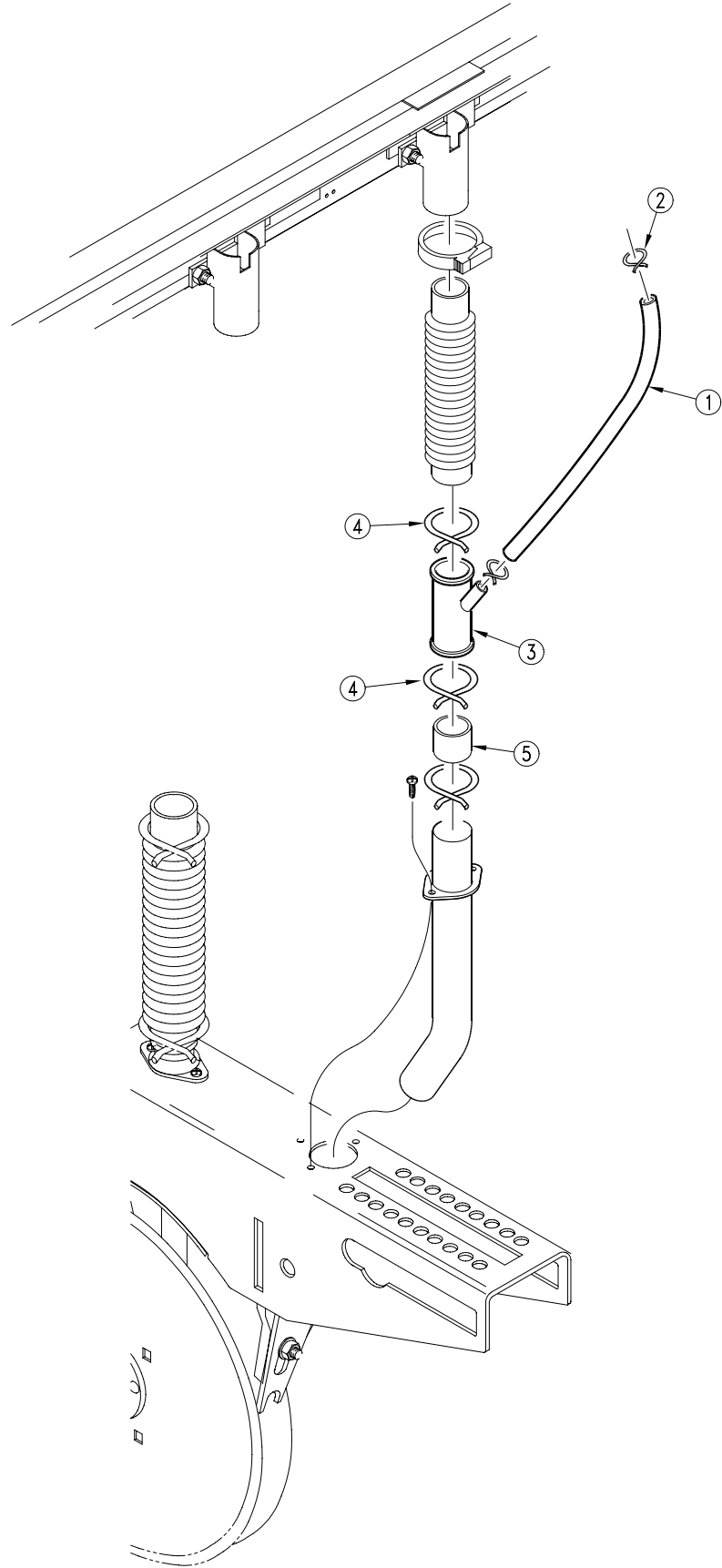
16310

Small Seeds Hose Retainer

Ref.	Part No.	Part Description	Comments
1.	⊗ 817-346C ① 123-939H	PLASTIC FERTILIZER TUBE REPLACED BY 817-346C&800-304C	
2.	801-002C	SCREW HEX SLT10-16X3/8P.THD CT	
3.	800-029C	CLAMP HOSE GRASS SEED	
4.	123-232D 123-521D 123-203D	SML SDS HOSE 5/8 ID X 36LONG GRASS SEED HOSE, 40IN. SML SDS HOSE 5/8 ID X 56 LONG	Option 00 Straight Arm Opener. Option 10 Parallel Link Opener Option 20 Depth Controlling Opener.
5.	800-060C	CABLE TIE .19X14.25 3DIA 50LB	
6.	800-304C	SGS TUBE CLAMP	
7.	133-065D	SML SDS TB REINFORCEMENT RING	

Legend: ① = 1st revision; ⊗ = 2nd revision; ⊕ = 3rd revision; ● = use up existing stock; ⊗ = not interchangeable; ⊗ ⊕ ⊗ = for example: revision 2 is not interchangeable w/revision 1

Small Seeds Y-Tube Drop with Fertilizer



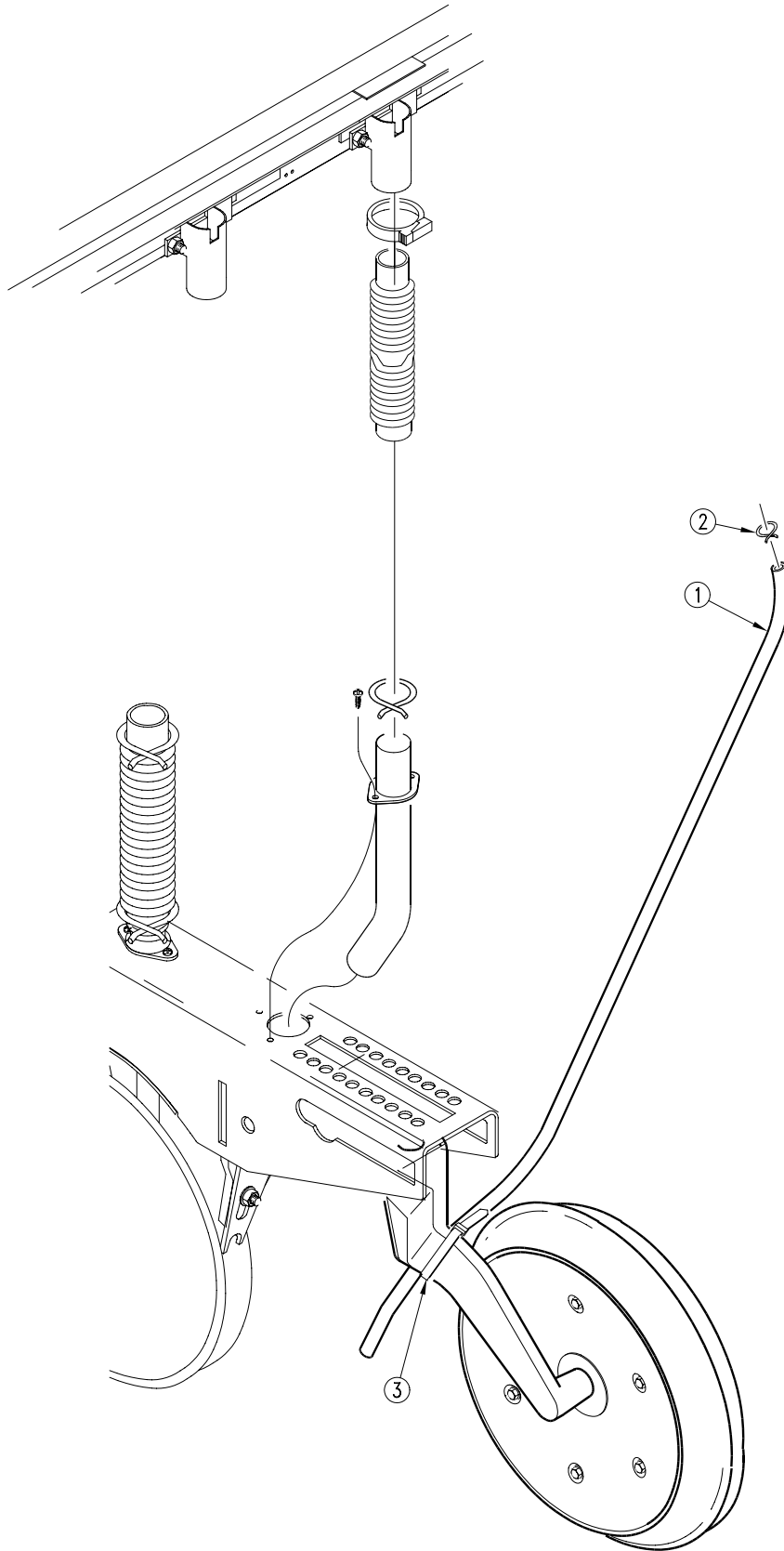
13743

Small Seeds Y-Tube Drop with Fertilizer

Ref.	Part No.	Part Description	Comments
1.	123-521D	GRASS SEED HOSE, 40IN.	Option 00
	123-306D	EWNT Y GRASS SEED HOSE	Option 10
2.	800-029C	CLAMP HOSE GRASS SEED	
3.	817-127C	1 1/4 DIA PLAST OPNR DROP TUBE	
4.	800-008C	CLAMP HOSE 1 1/2 NO. 24	
5.	123-299D	EWNT DROP TUBE CONNECTOR HOSE	

Legend: ● = 1st revision; ● = 2nd revision; ● = 3rd revision; ● = use up existing stock; ⊗ = not interchangeable; ⊗ ① ● = for example: revision 2 is not interchangeable w/revision 1

Small Seeds Hose Retainer with Fertilizer



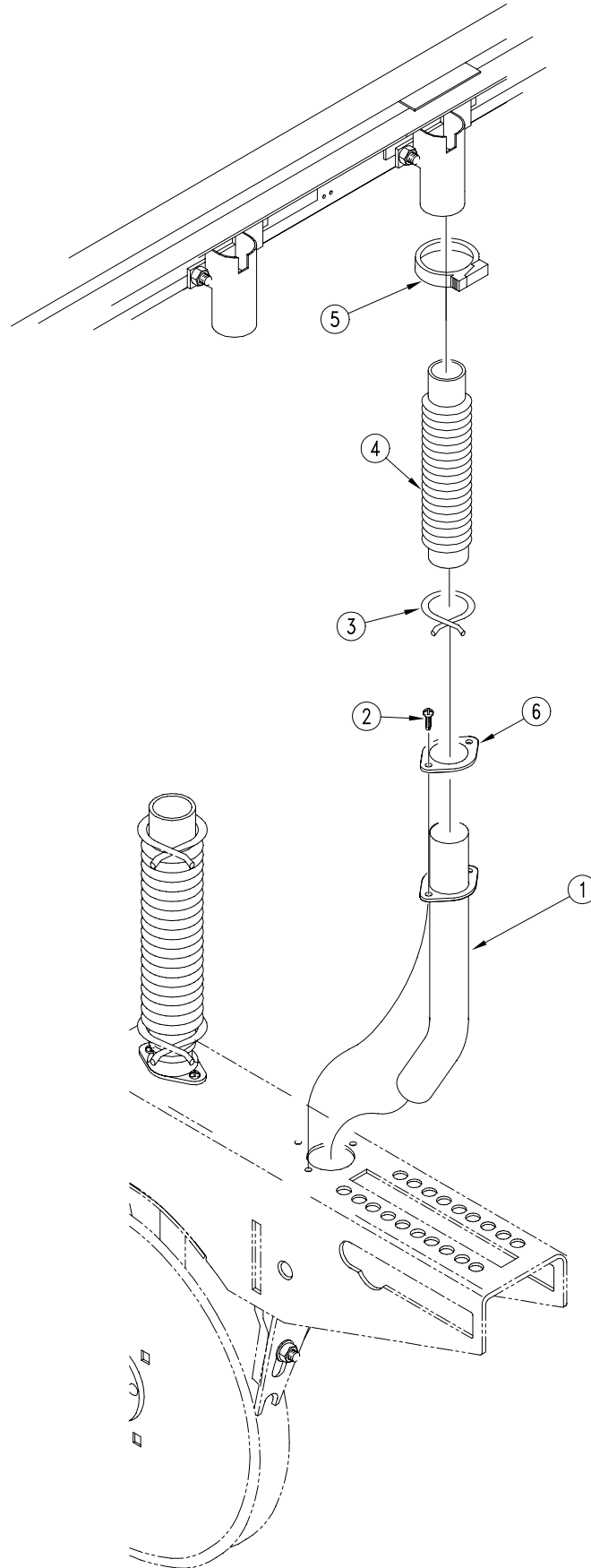
13744

Small Seeds Hose Retainer with Fertilizer

Ref.	Part No.	Part Description	Comments
1.	123-143D	GRASS SEED HOSE	Option 00
	123-203D	SML SDS HOSE 5/8 ID X 56 LONG	Option 10
2.	800-029C	CLAMP HOSE GRASS SEED	
3.	800-060C	CABLE TIE .19X14.25 3DIA 50LB	

Legend: ① = 1st revision; ② = 2nd revision; ③ = 3rd revision; ● = use up existing stock; ⊗ = not interchangeable; ⊗ ① ② = for example: revision 2 is not interchangeable w/revision 1

Fertilizer Hose Retainer



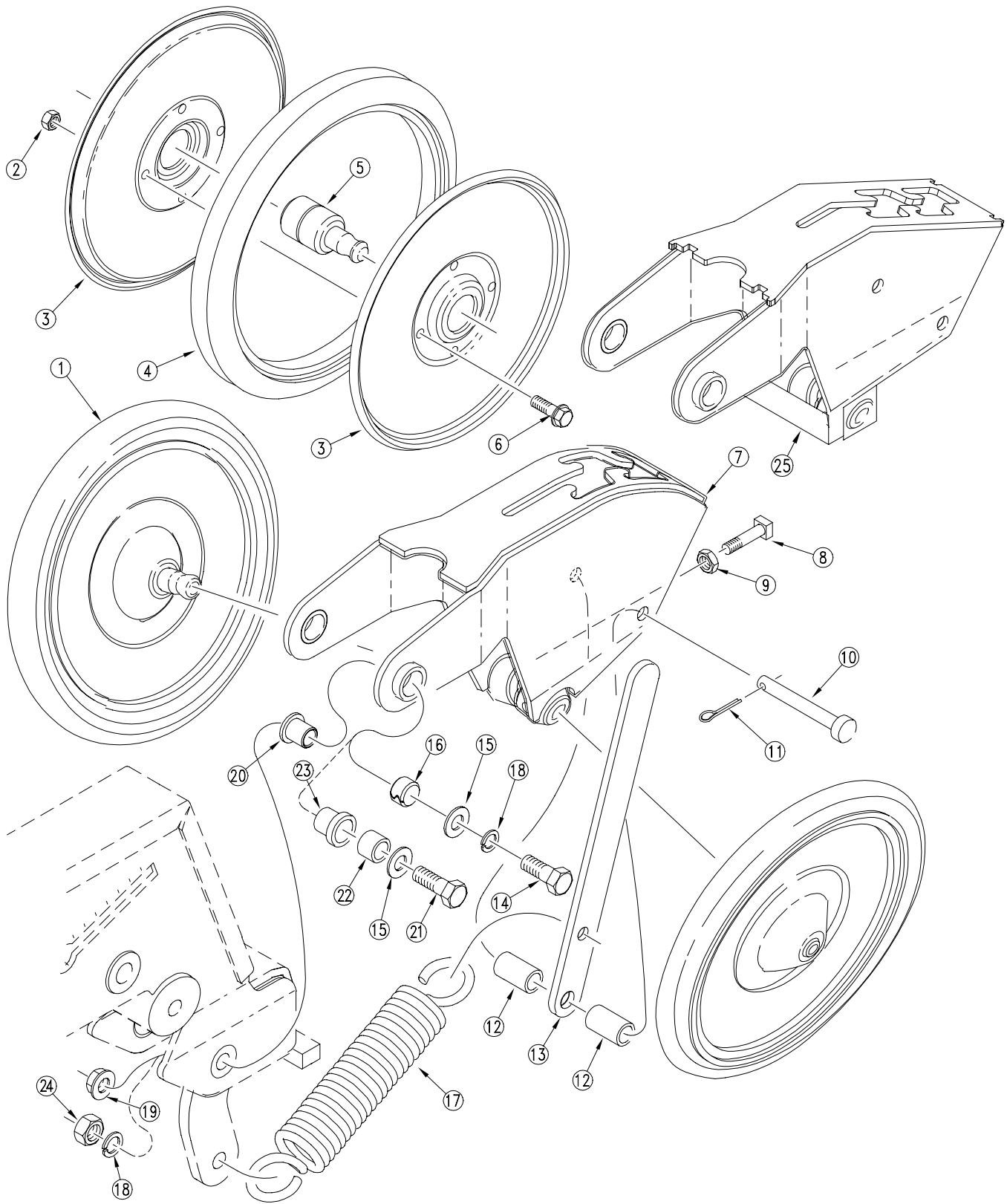
13455

Fertilizer Hose Retainer

Ref.	Part No.	Part Description	Comments
1.	⊕ 817-346C	PLASTIC FERTILIZER TUBE	
	● ⊕ 142-701H	REPLACED BY 817-346C	
	● ⊕ 142-520H	REPLACED BY 817-346C	
2.	801-002C	SCREW HEX SLT10-16X3/8P.THD CT	
3.	800-008C	CLAMP HOSE 1 1/2 NO. 24	
4.	⊕ 816-239C	SEED HOSE 56 RIBS X 11 LONG	Option 00 Straight Arm Opener
	● ⊕ 816-188C	REPLACED BY 816-239C	Option 00 Straight Arm Opener
	816-007C	SEED HOSE X 62 RIBS 1.5-1.25	Option 10 Parallel Link Opener
5.	800-016C	UPPER FERT HOSE CLAMP RATCHET	
6.	133-065D	SML SDS TB REINFORCEMENT RING	

Legend: ⊕ = 1st revision; ⊕ = 2nd revision; ⊕ = 3rd revision; ● = use up existing stock; ⊗ = not interchangeable; ⊗ ⊕ = for example: revision 2 is not interchangeable w/revision 1

1" x 10" Double "V" Press Wheel (9/30/2000-)



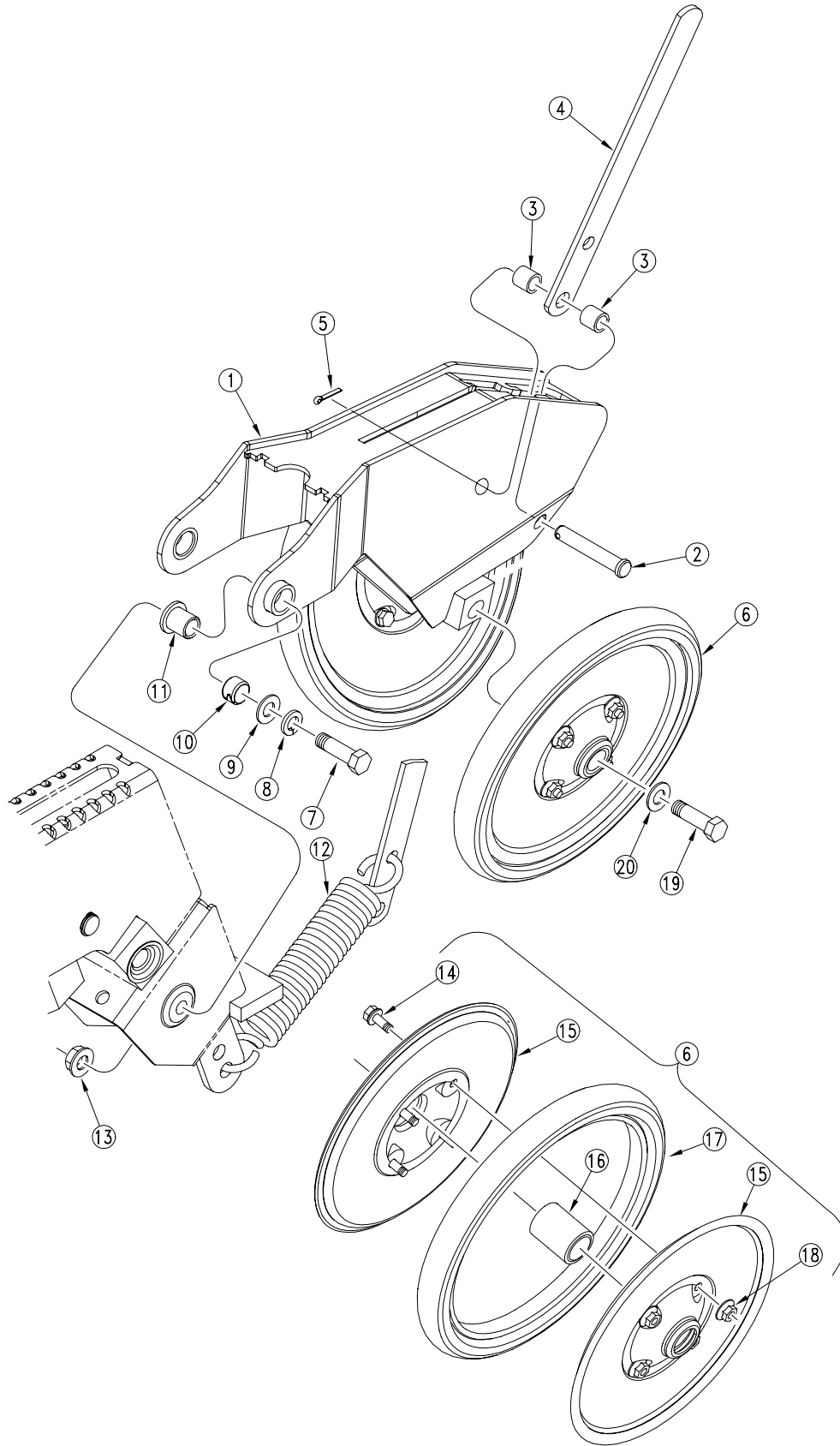
11184

1" x 10" Double "V" Press Wheel (9/30/2000-) (9/30/2000-)

Ref.	Part No.	Part Description	Comments
	199-008A	1 X 10 DBL V SPRING ADJ & HDWR	Includes items 1 through 20
1.	199-009S	1 X 10 PRESS WHEEL ASSY	Includes items 2 through 6
2.	803-088C	NUT HEX LOCK 1/4-20 FLG	
3.	814-084C	1X10 P.W. RIM HALF	
4.	814-085C	1X10 PRESS WHEEL TIRE	
5.	822-023C	BEARING PW SINGLE ENDED	
6.	802-196C	HFSS 1/4-20X5/8 GR5	
7.	199-010H	DC 1 X 10 DBL V PW ARM WMNT	Aug. 31, 1997-
8.	801-007C	SCREW SET SQ HD 3/8-16X7/8 PLT	
9.	803-012C	NUT HEX JAM 3/8-16 PLT	
10.	805-166C	PIN CLEVIS 7/16 X 3 PLT	
11.	805-067C	PIN COTTER 1/8 X 3/4	
12.	199-015D	PW HANDLE SPACER TUBE	
13.	199-011D	PW SPRING HANDLE	
14.	802-029C	HHCS 7/16-14X1 1/2 GR5	
15.	804-041C	WASHER FLAT 7/16 SAE PLT	
16.	890-598C	BUSHING 3/4OD X 5/8ID X 1/2 LG	
17.	807-088C	SPRING EXT 1 5/8 OD X 8.2	
18.	804-014C	WASHER LOCK 7/16 PLT	
19.	803-229C	NUT HEX FLANGE LOC 7/16-14 PLT	
20.	890-524C	20 SER PW ARM PIVOT SPACER TB	
21.	802-113C	HHCS 7/16-14X1 3/4 GR5	April 1996-
22.	199-024D	PRESS WHEEL SPACER BUSHING	April 1996-. Not available. Order update kit 198-403A.
23.	817-083C	PRESS WHEEL ARM PIVOT BUSHING	April 1996-. Not available. Order update kit 198-403A.
24.	803-015C	NUT HEX 7/16-14 PLT	April 1996-
25.	198-423H	20 SER OPNR PRESS WHEEL MNT	Sept. 1, 1997+

Legend: ● = 1st revision; ● = 2nd revision; ● = 3rd revision; ● = use up existing stock; ⊗ = not interchangeable; ⊗ ⊕ ● = for example: revision 2 is not interchangeable w/revision 1

1" x 10" Double "V" Press Wheel (10/1/2000+)



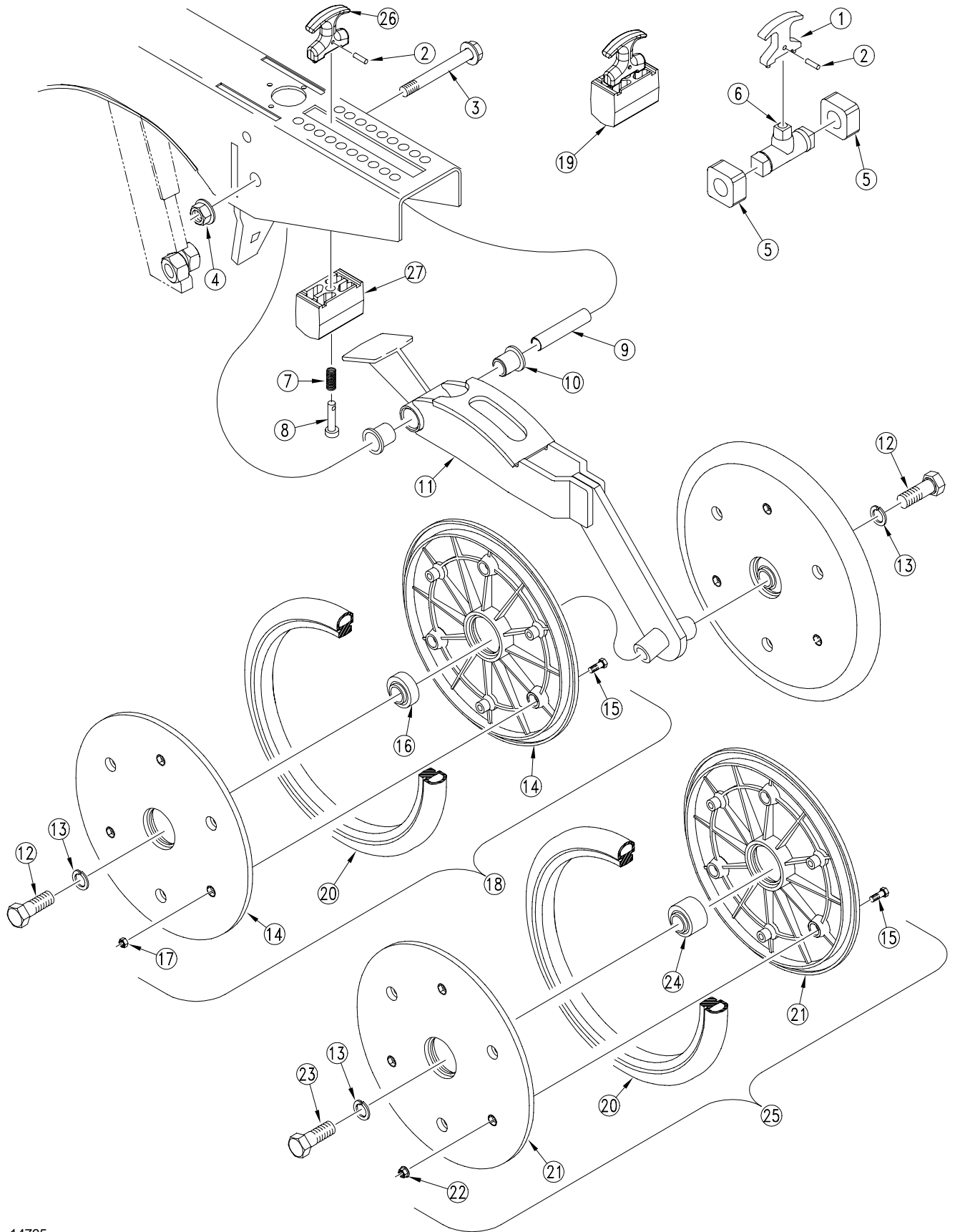
19901

1" x 10" Double "V" Press Wheel (10/1/2000+)

Ref.	Part No.	Part Description	Comments
1.	198-821H	20 SERIES 1X10 PRESS WHEEL MNT	
2.	805-166C	PIN CLEVIS 7/16 X 3 PLT	
3.	199-015D	PW HANDLE SPACER TUBE	
4.	199-011D	PW SPRING HANDLE	
5.	805-067C	PIN COTTER 1/8 X 3/4	
6.	814-194C	1X10 PRESS WHEEL ASSEMBLY	
7.	802-029C	HHCS 7/16-14X1 1/2 GR5	
8.	804-014C	WASHER LOCK 7/16 PLT	
9.	804-041C	WASHER FLAT 7/16 SAE PLT	
10.	890-598C	BUSHING 3/4OD X 5/8ID X 1/2 LG	
11.	890-524C	20 SER PW ARM PIVOT SPACER TB	
12.	807-088C	SPRING EXT 1 5/8 OD X 8.2	
13.	803-229C	NUT HEX FLANGE LOC 7/16-14 PLT	
14.	802-196C	HFSS 1/4-20X5/8 GR5	
15.	814-192C	1X10 PRESS WHEEL RIM HALF	
16.	822-170C	BEARING PRESS WHEEL ASSEMBLY	
17.	814-085C	1X10 PRESS WHEEL TIRE	
18.	803-088C	NUT HEX LOCK 1/4-20 FLG	
19.	802-058C	HHCS 5/8-11X2 1/2 GR5	
20.	804-022C	WASHER LOCK SPRING 5/8 PLT	

Legend: ● = 1st revision; ● = 2nd revision; ● = 3rd revision; ● = use up existing stock; ⊗ = not interchangeable; ⊗ ① ● = for example: revision 2 is not interchangeable w/revision 1

1" x 12" Double "V" Press Wheel



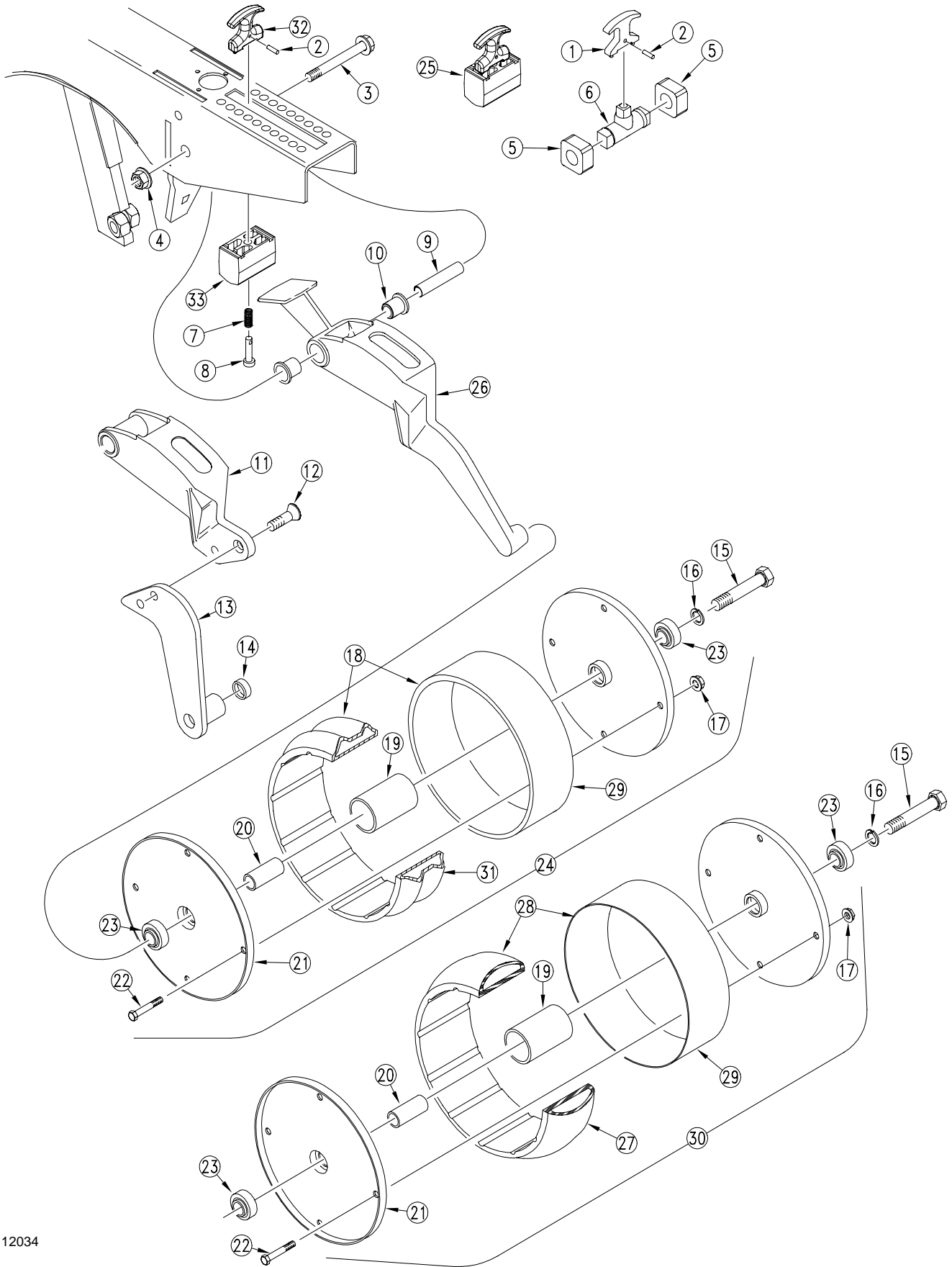
14795

1" x 12" Double "V" Press Wheel

Ref.	Part No.	Part Description	Comments
1.	❶ 198-104D	OBSOLETE REPLACED BY 817-328C	See item 26.
2.	805-186C	PIN ROLL 5/32 X 5/8 PLT	
3.	802-421C	HFS 1/2-13X3 3/4 GR5 SPTHD	
4.	803-169C	NUT HEX FLG. LOCK 1/2-13 PLT.	
5.	817-132C	PRESS WHEEL ARM BUMPER	(1200 S/N 1489D-; 1500 S/N 9980C-; 2000 S/N 6607B-) Use only with item 6.
6.	❶ 812-194C	REPLACED BY 817-347C	(1200 S/N 1489D-; 1500 S/N 9980C-; 2000 S/N 6607B-). See item 27.
7.	807-106C	SPRING .540 O.D.X 1 1/4 X.054W	
8.	805-154C	PIN CLEVIS 3/8 X 2 1/8 USABLE	
9.	198-137D	PRESS WHEEL PIVOT TUBE	
10.	817-084C	PARALLEL ARM PIVOT BUSHING	
11.	⊗ ② ❸ 199-022H	98 1X12 PRESS WHEEL WELDMNT	9/1/97+. Use with item 25.
	⊗ ① ❹ 199-020H	1 X 12 PRESS WHEEL WELDMNT	(1200 S/N 1413D↔8/30/97; 1500 S/N 8877↔8/30/97 & 2000 S/N) 6100B↔8/30/97) Use with item 18.
	❶ 199-017H	95 1 X 12 DBL V PW WELDMNT	(1200 S/N 1412D-; 1500 S/N 8876- & 2000 S/N 6099B-) Use with item 18.
12.	802-051C	HHCS 5/8-11X1 1/2 GR5	
13.	804-022C	WASHER LOCK SPRING 5/8 PLT	
14.	817-081C	1 X 12 MOLDED PRESS WHEEL RIM	
15.	802-005C	HHCS 1/4-20X1 GR5	
16.	188-001V	BEARING AA205DD	
17.	803-007C	NUT LOCK 1/4-20 PLT	
18.	❷ 814-143C	1 X 12 GP PRESS WHEEL ASSEMBLY	8/31/97- Includes items 14 through 17 and 20
	● ❶ 122-136S	OBSOLETE REPLACED BY 814-143C	Includes items 14 through 17 and 20
19.	122-202S	PW ADJUSTMENT TRUNNION ASSY	
20.	814-034C	TIRE RUBBER 1 X 12	Includes items 2, 7, 8, 26 and 27.
21.	817-330C	1 X 12 PRESS WHEEL RIM HALF	
22.	803-088C	NUT HEX LOCK 1/4-20 FLG	
23.	802-058C	HHCS 5/8-11X2 1/2 GR5	
24.	822-170C	BEARING PRESS WHEEL ASSEMBLY	
25.	814-174C	1 X 12 PRESS WHL ASSY-5203BRG	9/1/97+. Includes items 13, 15, & 20 thru 24.
26.	❷ 817-328C	T-HANDLE ASSEMBLY	
27.	❷ 817-347C	OPENER TRUNION	(1200 S/N 1490D+; 1500 S/N 9981C+; 2000 6608B+). Replaces items 5 and 6.

Legend: ❶ = 1st revision; ❷ = 2nd revision; ❸ = 3rd revision; ● = use up existing stock; ⊗ = not interchangeable; ⊗ ① ❹ = for example: revision 2 is not interchangeable w/revision 1

4" x 12" "V" Groove Press Wheel



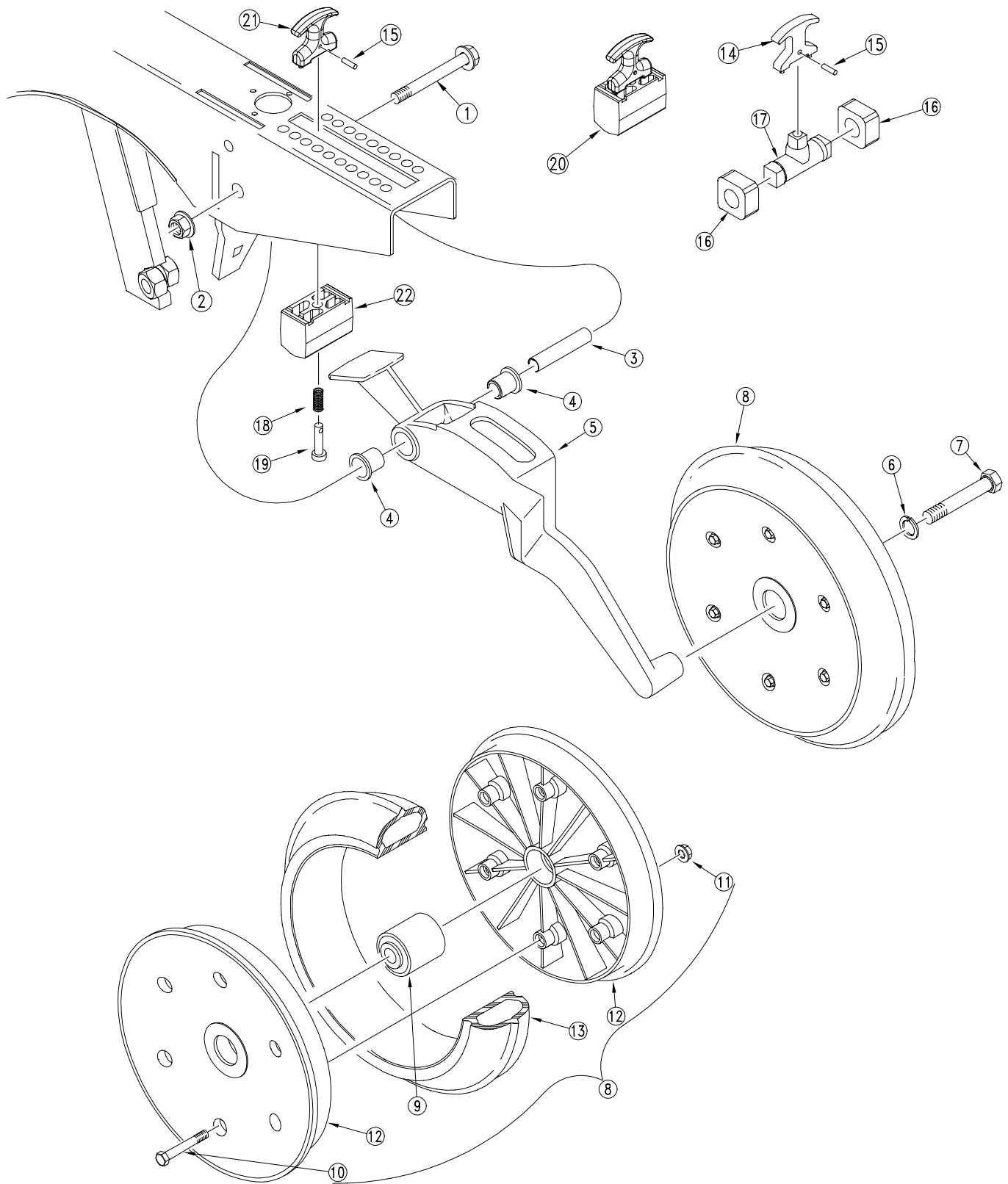
12034

4" x 12" "V" Groove Press Wheel

Ref.	Part No.	Part Description	Comments
1.	❶ 198-104D	OBSOLETE REPLACED BY 817-328C	See item 32.
2.	805-186C	PIN ROLL 5/32 X 5/8 PLT	
3.	802-421C	HFS 1/2-13X3 3/4 GR5 SPTHD	
4.	803-169C	NUT HEX FLG. LOCK 1/2-13 PLT.	
5.	817-132C	PRESS WHEEL ARM BUMPER	(1200 S/N 1489D-; 1500 S/N 9980C-; 2000 S/N 6607B-) Use only with item 6.
6.	❶ 812-194C	REPLACED BY 817-347C	(1200 S/N 1489D-; 1500 S/N 9980C-; 2000 S/N 6607B-). See item 33.
7.	807-106C	SPRING .540 O.D.X 1 1/4 X.054W	
8.	805-154C	PIN CLEVIS 3/8 X 2 1/8 USABLE	
9.	198-137D	PRESS WHEEL PIVOT TUBE	
10.	817-084C	PARALLEL ARM PIVOT BUSHING	
11.	199-025D	PRESS WHEEL ARM MACHINED	(1200 S/N 1412D-; 1500 S/N 8876C- & 2000 S/N 6099B-)
12.	801-115C	SFHCS 1/2-13X1 W/ 3/8 SQ SOCKET	(1200 S/N 1412D-; 1500 S/N 8876C- & 2000 S/N 6099B-)
13.	122-188H	PRESS WHEEL ARM END WMNT	(1200 S/N 1412D-; 1500 S/N 8876C- & 2000 S/N 6099B-)
14.	122-128D	4 X 12 PRESS WHEEL SPACER	(1200 S/N 1412D-; 1500 S/N 8876C- & 2000 S/N 6099B-)
15.	802-100C	HHCS 5/8-11X4 1/2 GR5	
16.	804-022C	WASHER LOCK SPRING 5/8 PLT	
17.	803-177C	NUT HEX LOCK 5/16-18 FLG.	
18.	122-197V	4X12 V-GROOVE TIRE & RING ASSY	
19.	817-022C	4 X 12 LARGE SPREADER TUBE	
20.	122-094D	4X12 SMALL SPREADER TUBE-SHORT	
21.	122-041D	4X12 PW RIM HALF	
22.	802-119C	HHCS 5/16-18X3 3/4 GR5	
23.	822-095C	BEARING DBL LIP 203 X 5/8 BORE	
24.	122-103S	4X12 V-GROOVE PRESS WHL ASSY	Includes items 17 through 23
25.	122-202S	PW ADJUSTMENT TRUNNION ASSY	Includes items 2, 7, 8, 32 and 33.
26.	199-031D	4 X 12 PRESS WHEEL ARM	(1200 S/N 1413D+; 1500 S/N 8877C+ & 2000 S/N 6100B+)
27.	814-021C	TIRE 4 X 12 PW SMOOTH CROWN	
28.	122-199V	4X12 SMTH CRN TIRE & RING ASSY	
29.	817-023C	4 X 12 RIM SPACER RING	
30.	122-104S	4X12 SMOOTH CROWN PW ASSY	
31.	814-010C	TIRE PW 4 X 12	
32.	❷ 817-328C	T-HANDLE ASSEMBLY	
33.	❷ 817-347C	OPENER TRUNNION	(1200 S/N 1490D+; 1500 S/N 9981C+; 2000 6608B+) Replaces items 5 and 6.

Legend: ❶ = 1st revision; ❷ = 2nd revision; ❸ = 3rd revision; ● = use up existing stock; ⊗ = not interchangeable; ⊗ ❶ = for example: revision 2 is not interchangeable w/revision 1

3" x 13" Single "V" Crown Press Wheel (12' S/N 1413D+; 15' S/N 8877C+ & 20' S/N 6100B+)



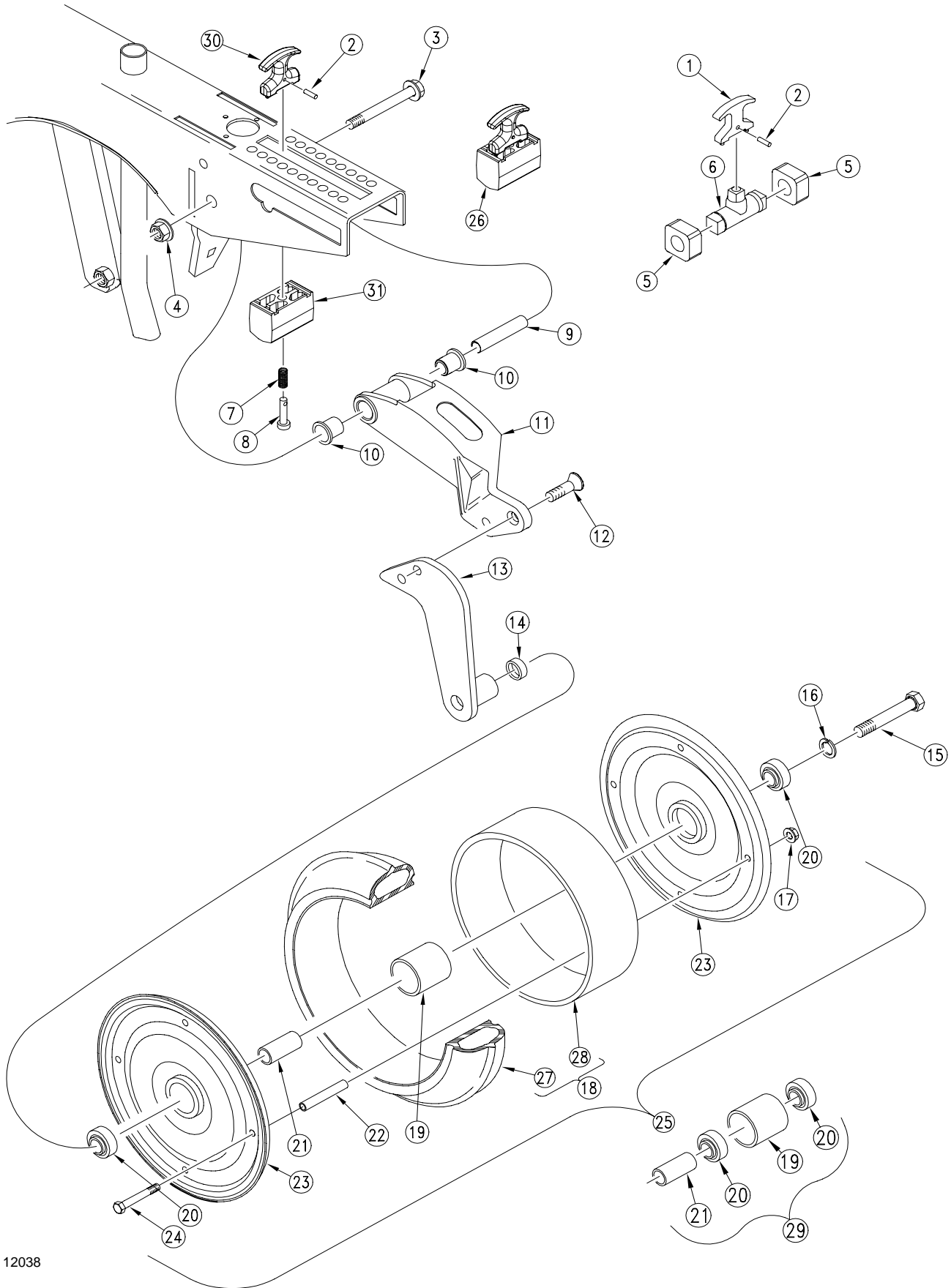
16040

3" x 13" Single "V" Crown Press Wheel (12' S/N 1413D+; 15' S/N 8877C+ & 20' S/N 6100B+)

Ref.	Part No.	Part Description	Comments
1.	802-421C	HFS 1/2-13X3 3/4	
2.	803-169C	NUT HEX FLG. LOCK 1/2-13 PLT.	
3.	198-137D	PRESS WHEEL PIVOT TUBE	
4.	817-084C	PARALLEL ARM PIVOT BUSHING	
5.	② 199-042D	UNIVERSAL PW ARM MACH 2&3X13	
	① 199-029D	REPLACED BY 199-042D	
6.	804-022C	WASHER LOCK SPRING 5/8 PLT	
7.	802-058C	HHCS 5/8-11X2 1/2 GR5	
8.	814-158C	3 X 13 PRESS WHEEL ASSEMBLY	Includes items 9 through 13
9.	822-170C	BEARING PRESS WHEEL ASSEMBLY	
10.	802-617C	HHFS 1/4-20 X 1 1/2 GR 5	
11.	803-088C	NUT HEX LOCK 1/4-20 FLG	
12.	817-297C	3 X 13 PRESS WHEEL RIM HALF	
13.	814-160C	3 X 13 PRESS WHEEL TIRE	
14.	① 198-104D	OBSELETE REPLACED BY 817-328C	See item 21.
15.	805-186C	PIN ROLL 5/32 X 5/8 PLT	(S/N 3410F- for 2SF24 and 3205G- for 2SF30) Use only with item 17.
16.	817-132C	PRESS WHEEL ARM BUMPER	(S/N 3210F- for 2SF24 and 3205G- for 2SF30). See item 22.
17.	① 812-194C	REPLACED BY 817-347C	
18.	807-106C	SPRING .540 O.D.X 1 1/4 X.054W	
19.	805-154C	PIN CLEVIS 3/8 X 2 1/8 USABLE	
20.	122-202S	PW ADJUSTMENT TRUNNION ASSY	Includes items 15, 18, 19, 21 and 22.
21.	② 817-328C	T-HANDLE ASSEMBLY	
22.	② 817-347C	OPENER TRUNNION	(S/N 3411F+ for 2SF24 and 3206G+ for 2SF30) Replaces items 16 and 17.

Legend: ① = 1st revision; ② = 2nd revision; ③ = 3rd revision; ● = use up existing stock; ⊗ = not interchangeable; ⊗ ① ② = for example: revision 2 is not interchangeable w/revision 1

3" x 13" Single "V" Crown Press Wheel (12' S/N 1412D-; 15' S/N 8876C- & 20' S/N 6099B-)



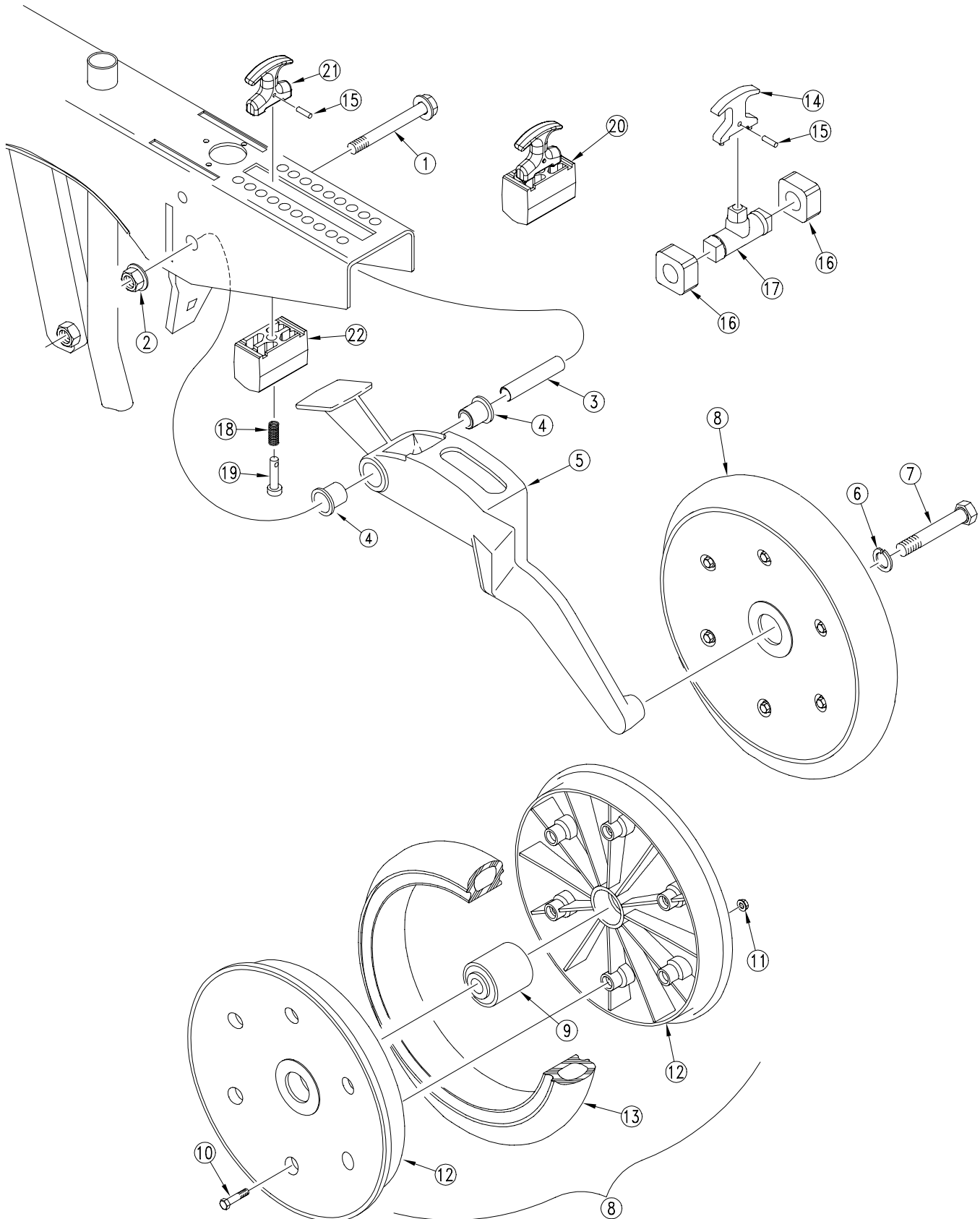
12038

3" x 13" Single "V" Crown Press Wheel (12' S/N 1412D-; 15' S/N 8876C- & 20' S/N 6099B-)

Ref.	Part No.	Part Description	Comments
1.	❶ 198-104D	OBSOLETE REPLACED BY 817-328C	See item 31.
2.	805-186C	PIN ROLL 5/32 X 5/8 PLT	
3.	802-421C	HFS 1/2-13X3 3/4 GR5 SPTHD	
4.	803-169C	NUT HEX FLG. LOCK 1/2-13 PLT.	
5.	817-132C	PRESS WHEEL ARM BUMPER	(1200 S/N 1489D-; 1500 S/N 9980C-; 2000 S/N 6607B-) Use only with item 6.
6.	❶ 812-194C	REPLACED BY 817-347C	(1200 S/N 1489D-; 1500 S/N 9980C-; 2000 S/N 6607B-) See item 30.
7.	807-106C	SPRING .540 O.D.X 1 1/4 X.054W	
8.	805-154C	PIN CLEVIS 3/8 X 2 1/8 USABLE	
9.	198-137D	PRESS WHEEL PIVOT TUBE	
10.	817-084C	PARALLEL ARM PIVOT BUSHING	
11.	199-025D	PRESS WHEEL ARM MACHINED	
12.	801-115C	SFHCS 1/2-13X1 W/ 3/8 SQ SOCKET	
13.	122-188H	PRESS WHEEL ARM END WMNT	
14.	122-124D	3 X 13 PRESS WHEEL SPACER	
15.	802-151C	HHCS 5/8-11X4 1/4 GR5	
16.	804-022C	WASHER LOCK SPRING 5/8 PLT	
17.	803-177C	NUT HEX LOCK 5/16-18 FLG.	
18.	122-192V	3 X 13 TIRE & RING ASSEMBLY	Includes items 27 & 28
19.	122-001D	3 BEARING HUB	
20.	822-095C	BEARING DBL LIP 203 X 5/8 BORE	
21.	122-111D	3 X 13 P.W. BRG SPACER TUBE	
22.	890-199C	3X13 P.W. BOLT SPACER	
23.	122-115D	13 PRESS WHEEL RIM HALF	
24.	802-197C	HHCS 5/16-18X2 3/4 GR5	
25.	122-116S	3 X 13 V CROWN P.W. ASSY	Includes items 17 through 24
26.	122-202S	PW ADJUSTMENT TRUNNION ASSY	Includes items 2, 7, 8, 30 and 31.
27.	814-068C	TIRE 3 X 13 PW V CROWN	
28.	817-065C	3 P.W. RIM SPACER RING	
29.	122-191V	REPLACED BY COMPONENT PARTS	
30.	❷ 817-328C	T-HANDLE ASSEMBLY	
31.	❷ 817-347C	OPENER TRUNION	(1200 S/N 1490D+; 1500 S/N 9981C+; 2000 6608B+) Replaces items 5 and 6.

Legend: ❶ = 1st revision; ❷ = 2nd revision; ❸ = 3rd revision; ● = use up existing stock; ⊗ = not interchangeable; ⊗ ❶ = for example: revision 2 is not interchangeable w/revision 1

2" x 13" Smooth Crown Press Wheel (12' S/N 1413D+; 15' S/N 8877C+ & 20' S/N 6100B+)



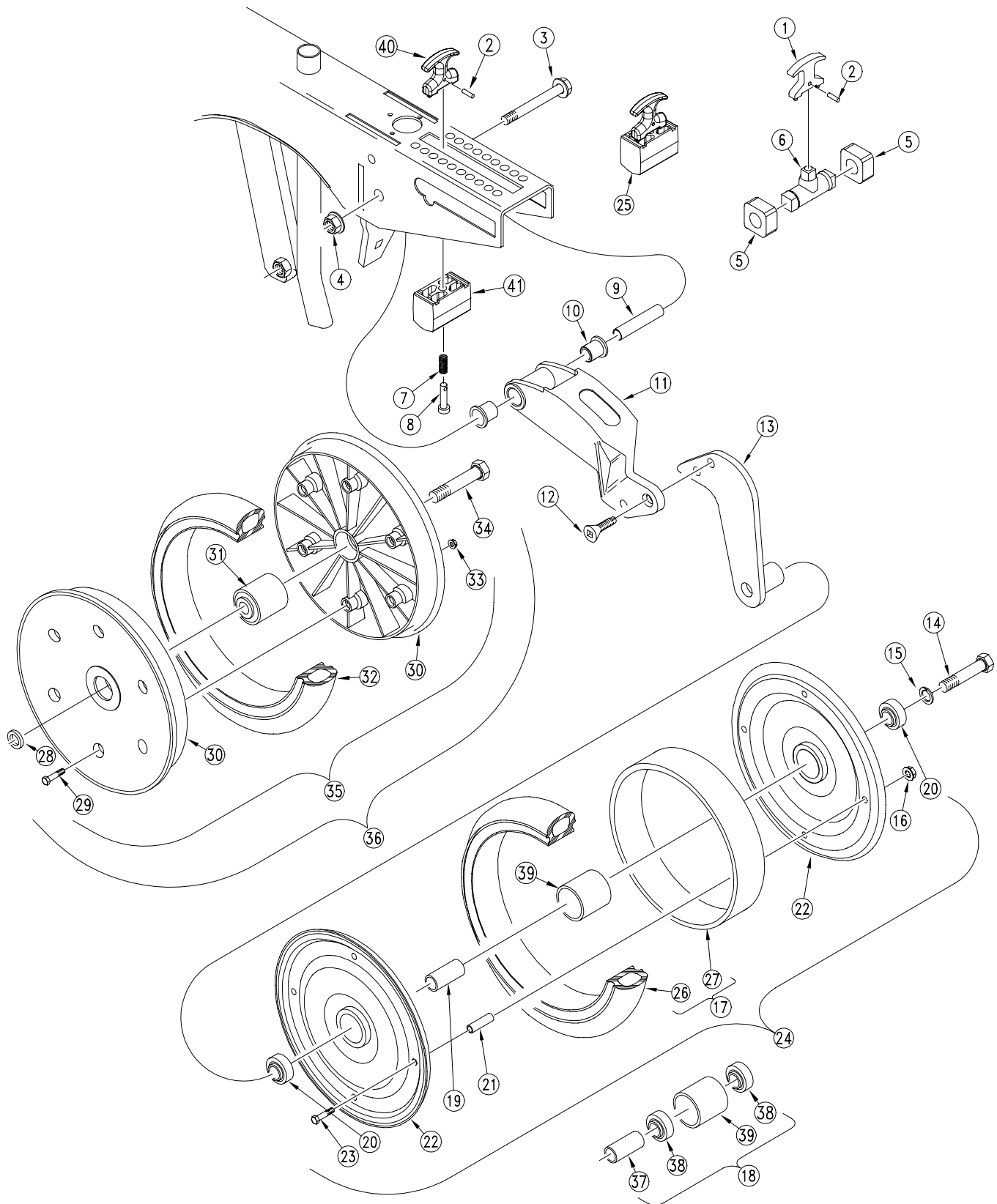
16041

2" x 13" Smooth Crown Press Wheel (12' S/N 1413D+; 15' S/N 8877C+ & 20' S/N 6100B+)

Ref.	Part No.	Part Description	Comments
1.	802-421C	HFS 1/2-13X3 3/4	
2.	803-169C	NUT HEX FLG. LOCK 1/2-13 PLT.	
3.	198-137D	PRESS WHEEL PIVOT TUBE	
4.	817-084C	PARALLEL ARM PIVOT BUSHING	
5.	⊗ 199-042D Ⓢ 199-028D	UNIVERSAL PW ARM MACH 2&3X13 2 X 13 PRESS WHEEL ARM	
6.	804-022C	WASHER LOCK SPRING 5/8 PLT	
7.	802-058C	HHCS 5/8-11X2 1/2 GR5	
8.	814-157C	2 X 13 PRESS WHEEL ASSEMBLY	Includes items 9 through 13
9.	822-170C	BEARING PRESS WHEEL ASSEMBLY	
10.	802-617C	HHFS 1/4-20 X 1 1/2 GR 5	
11.	803-088C	NUT HEX LOCK 1/4-20 FLG	
12.	817-296C	2 X 13 PRESS WHEEL RIM HALF	
13.	814-159C	2 X 13 PRESS WHEEL TIRE	
14.	Ⓢ 198-104D	OBSELETE REPLACED BY 817-328C	See item 21.
15.	805-186C	PIN ROLL 5/32 X 5/8 PLT	
16.	817-132C	PRESS WHEEL ARM BUMPER	(1200 S/N 1489D-; 1500 S/N 9980C-; 2000 S/N 6607B-) Use only with item 17.
17.	Ⓢ 812-194C	REPLACED BY 817-347C	(1200 S/N 1489D-; 1500 S/N 9980C-; 2000 S/N 6607B-). See item 22.
18.	807-106C	SPRING .540 O.D.X 1 1/4 X.054W	
19.	805-154C	PIN CLEVIS 3/8 X 2 1/8 USABLE	
20.	122-202S	PW ADJUSTMENT TRUNNION ASSY	Includes items 15, 18, 19, 21 and 22.
21.	⊗ 817-328C	T-HANDLE ASSEMBLY	
22.	⊗ 817-347C	OPENER TRUNNION	(1200 S/N 1490D+; 1500 S/N 9981C+; 2000 6608B+) Replaces items 16 and 17.

Legend: Ⓢ = 1st revision; ⊗ = 2nd revision; Ⓢ = 3rd revision; ● = use up existing stock; ⊗ = not interchangeable; ⊗ ⊓ ⊗ = for example: revision 2 is not interchangeable w/revision 1

2" x 13" Smooth Crown Press Wheel (12' S/N 1412D-; 15' S/N 8876C- & 20' S/N 6099B-)



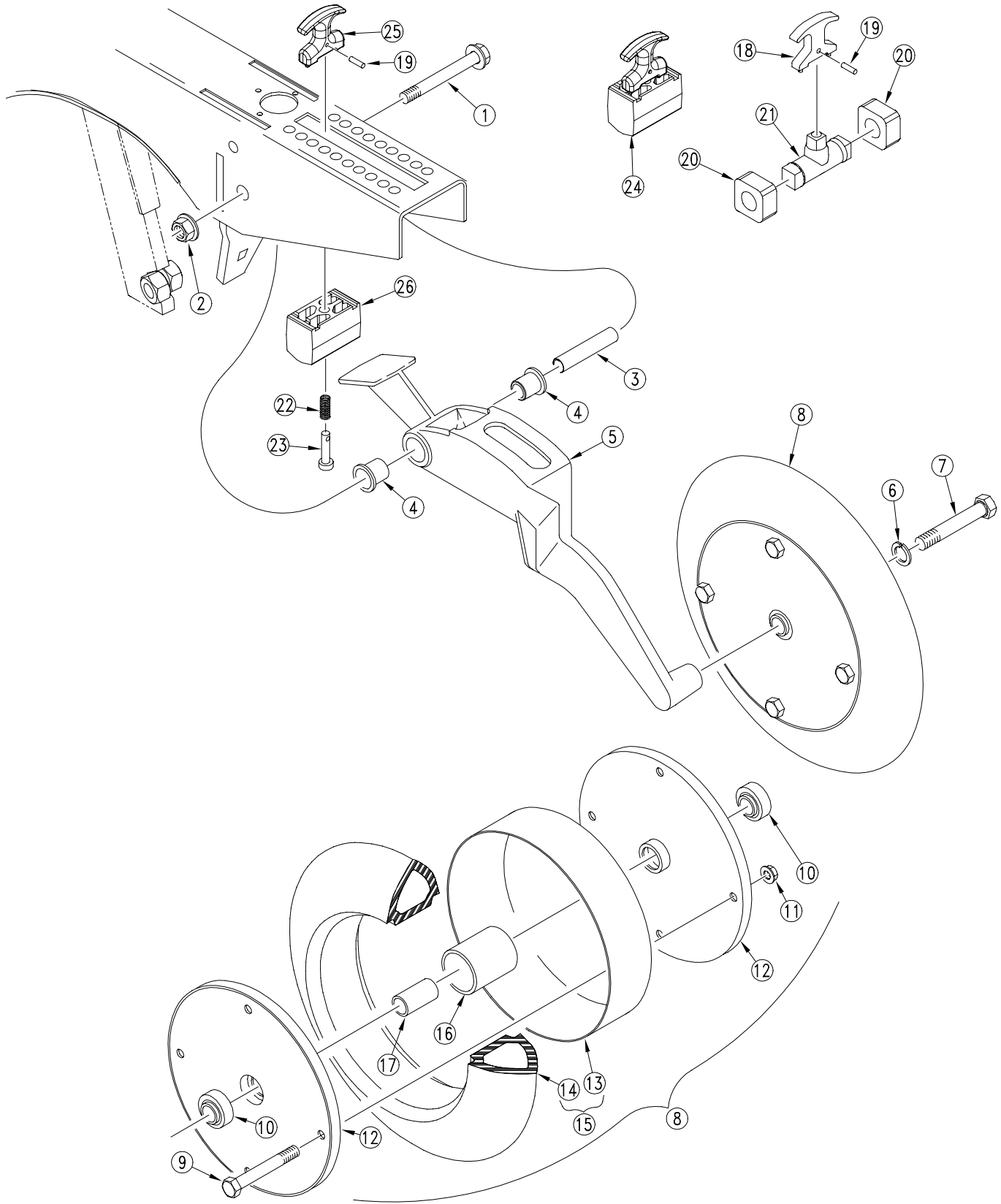
12039

2" x 13" Smooth Crown Press Wheel (12' S/N 1412D-; 15' S/N 8876C- & 20' S/N 6099B-)

Ref.	Part No.	Part Description	Comments
1.	❶ 198-104D	OBSOLETE REPLACED BY 817-328C	See item 40.
2.	805-186C	PIN ROLL 5/32 X 5/8 PLT	
3.	802-421C	HFS 1/2-13X3 3/4	
4.	803-169C	NUT HEX FLG. LOCK 1/2-13 PLT.	
5.	817-132C	PRESS WHEEL ARM BUMPER	(1200 S/N 1489D-; 1500 S/N 9980C-; 2000 S/N 6607B-) Use only with item 6.
6.	❶ 812-194C	REPLACED BY 817-347C	(1200 S/N 1489D-; 1500 S/N 9980C-; 2000 S/N 6607B-). See item 41.
7.	807-106C	SPRING .540 O.D.X 1 1/4 X.054W	
8.	805-154C	PIN CLEVIS 3/8 X 2 1/8 USABLE	
9.	198-137D	PRESS WHEEL PIVOT TUBE	
10.	817-084C	PARALLEL ARM PIVOT BUSHING	
11.	199-025D	PRESS WHEEL ARM MACHINED	
12.	801-115C	SFHCS 1/2-13X1 W/ 3/8 SQ SOCKET	
13.	122-188H	PRESS WHEEL ARM END WMNT	
14.	802-059C	HHCS 5/8-11X3 GR5	
15.	804-022C	WASHER LOCK SPRING 5/8 PLT	
16.	803-177C	NUT HEX LOCK 5/16-18 FLG.	
17.	122-189V	2 X 13 TIRE & RING ASSEMBLY	Includes items 26 & 27
18.	122-190V	REPLACED BY COMPONENT PARTS	
19.	122-114D	2 X 13 PW BRG. SPACER TUBE	
20.	822-095C	BEARING FAFNIR 203 X 5/8 BORE	
21.	890-198C	2X13 P.W. BOLT SPACER	
22.	122-115D	13" PRESS WHEEL RIM HALF	
23.	802-013C	HHCS 5/16-18X1 3/4 GR5	
24.	122-115S	2 X 13 SMOOTH CROWN P.W. ASSY	Includes items 16, 17, 19, 20, 21, 22, 23 and 39.
25.	122-202S	PW ADJUSTMENT TRUNNION ASSY	Includes items 2, 7, 8, 40 and 41.
26.	814-069C	TIRE 2 X 13 P. W. CROWN	
27.	817-067C	2" P.W. RIM SPACER RING	
28.	122-158D	2 X 13 ACE PRESS WHEEL SPACER	
29.	802-617C	HHFS 1/4-20 X 1 1/2 GR 5	
30.	817-296C	2 X 13 PRESS WHEEL RIM HALF	
31.	822-170C	BEARING PRESS WHEEL ASSEMBLY	
32.	814-159C	2 X 13 PRESS WHEEL TIRE	
33.	803-088C	NUT HEX LOCK 1/4-20 FLG	
34.	802-058C	HHCS 5/8-11X2 1/2 GR5	
35.	814-157C	2 X 13 PRESS WHEEL ASSEMBLY	
36.	122-233A	PLASTIC 2X13 PW FIELD ASSY	
37.	122-114D	2 X 13 PW BRG. SPACER TUBE	
38.	822-095C	BEARING DBL LIP 203 X 5/8 BORE	
39.	122-002D	2 BEARING HUB	
40.	❷ 817-328C	T-HANDLE ASSEMBLY	
41.	❷ 817-347C	OPENER TRUNNION	(1200 S/N 1490D+; 1500 S/N 9981C+; 2000 6608B+) Replaces items 5 and 6.

Legend: ❶ = 1st revision; ❷ = 2nd revision; ❸ = 3rd revision; ● = use up existing stock; ⊗ = not interchangeable; ⊗ ❶ = for example: revision 2 is not interchangeable w/revision 1

3" x 14" Peaked Press Wheel (12' S/N 1413D+; 15' S/N 8877C+ & 20' S/N 6100B+)



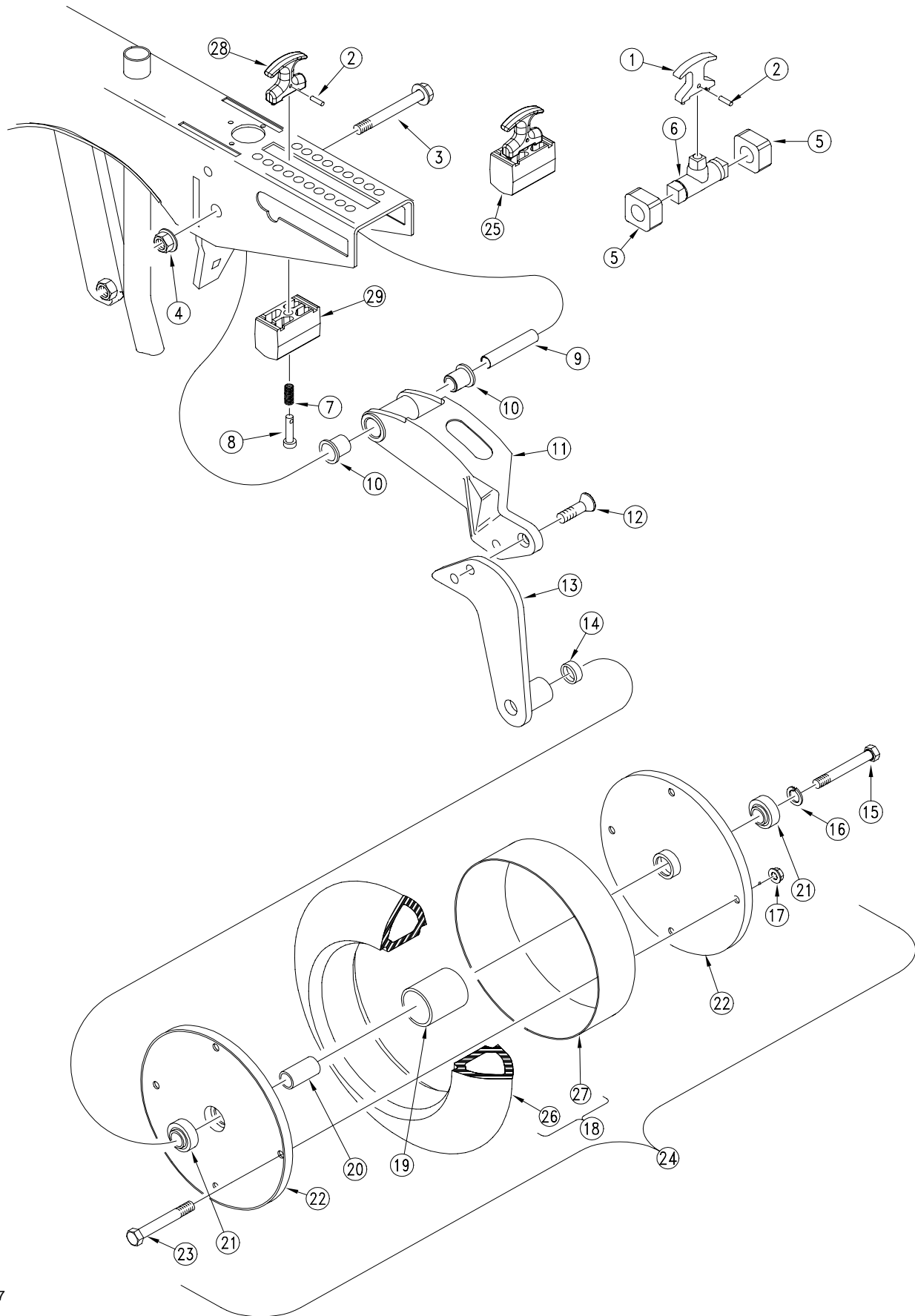
16042

3" x 14" Peaked Press Wheel (12' S/N 1413D+; 15' S/N 8877C+ & 20' S/N 6100B+)

Ref.	Part No.	Part Description	Comments
1.	802-421C	HFS 1/2-13X3 3/4 GR5 SPTHD	
2.	803-169C	NUT HEX FLG. LOCK 1/2-13 PLT	
3.	198-137D	PRESS WHEEL PIVOT TUBE	
4.	817-084C	PARALLEL ARM PIVOT BUSHING	
5.	199-030D	3 X 14 PRESS WHEEL ARM	
6.	804-022C	WASHER LOCK SPRING 5/8 PLT	
7.	802-059C	HHCS 5/8-11X3 GR5	
8.	122-117S	3 X 14 PEAKED P.W. ASSEMBLY	Includes items 9 through 17
9.	802-197C	HHCS 5/16-18X2 3/4 GR5	
10.	822-095C	BEARING DBL LIP 203 X 5/8 BORE	
11.	803-177C	NUT HEX LOCK 5/16-18 FLG.	
12.	122-041D	4X12 PW RIM HALF	
13.	817-063C	3 X 14 RIM SPACER RING	
14.	814-067C	TIRE 3 X 14 PW PEAKED	
15.	122-198V	3 X 14 TIRE & RING ASSEMBLY	Includes items 13 and 14
16.	817-062C	LARGE SPACER TUBE	
17.	122-110D	SMALL SPACER TUBE	
18.	❶ 198-104D	OBSOLETE REPLACED BY 817-328C	See item 25.
19.	805-186C	PIN ROLL 5/32 X 5/8 PLT	
20.	817-132C	PRESS WHEEL ARM BUMPER	(1200 S/N 1489D-; 1500 S/N 9980C-; 2000 S/N 6607B-) Use only with item 21.
21.	❶ 812-194C	REPLACED BY 817-347C	(1200 S/N 1489D-; 1500 S/N 9980C-; 2000 S/N 6607B-). See item 26.
22.	807-106C	SPRING .540 O.D.X 1 1/4 X.054W	
23.	805-154C	PIN CLEVIS 3/8 X 2 1/8 USABLE	
24.	122-202S	PW ADJUSTMENT TRUNNION ASSY	Includes items 19, 22, 23, 25 and 26.
25.	❷ 817-328C	T-HANDLE ASSEMBLY	
26.	❷ 817-347C	OPENER TRUNNION	(1200 S/N 1490D+; 1500 S/N 9981C+; 2000 6608B+) Replaces items 20 and 21.

Legend: ❶ = 1st revision; ❷ = 2nd revision; ❸ = 3rd revision; ● = use up existing stock; ⊗ = not interchangeable; ⊗ ❶ ❷ = for example: revision 2 is not interchangeable w/revision 1

3" x 14" Peaked Press Wheel (12' S/N 1412D-; 15' S/N 8876C- & 20' S/N 6099B-)



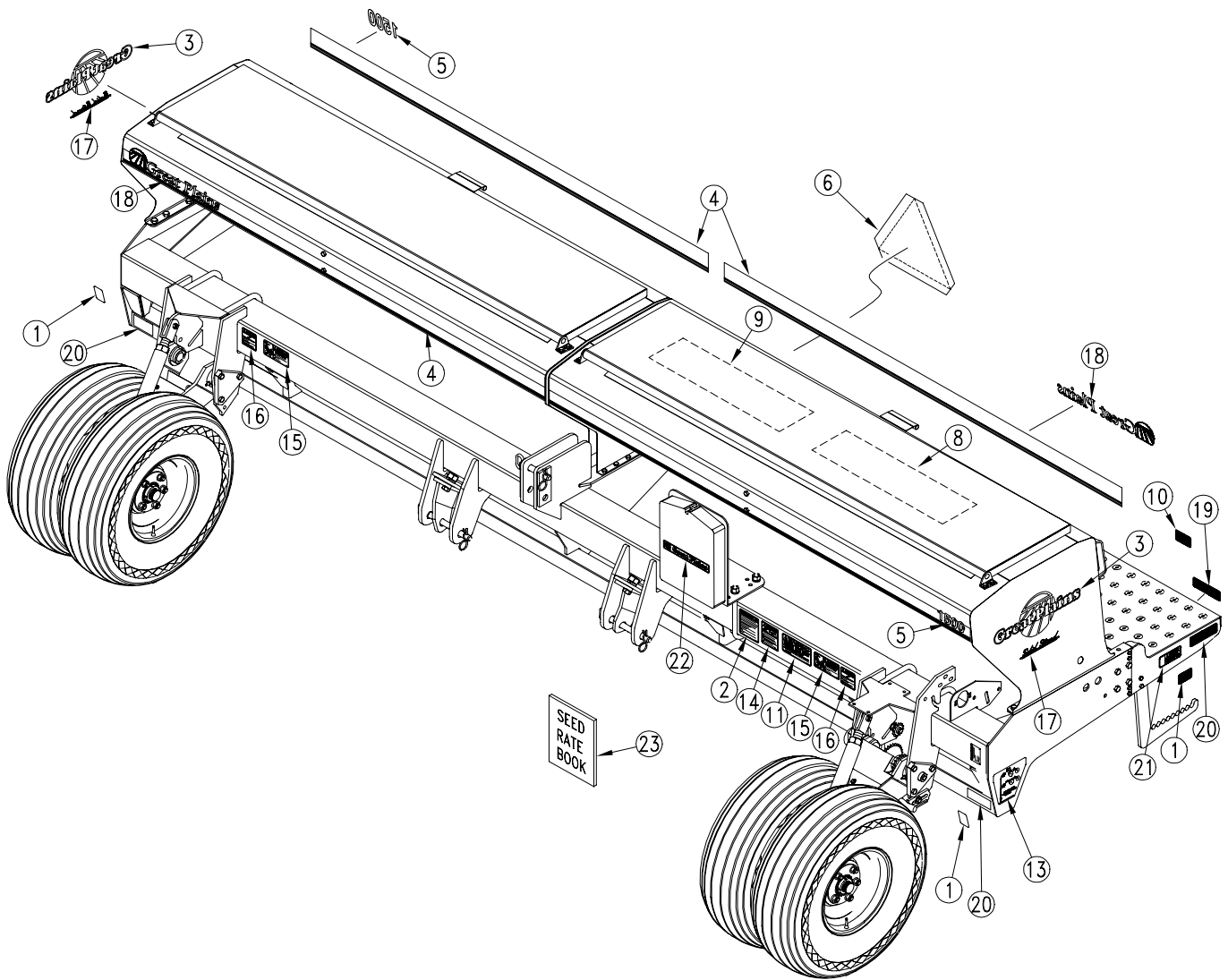
12037

3" x 14" Peaked Press Wheel (12' S/N 1412D-; 15' S/N 8876C- & 20' S/N 6099B-)

Ref.	Part No.	Part Description	Comments
1.	❶ 198-104D	OBSOLETE REPLACED BY 817-328C	See item 28.
2.	805-186C	PIN ROLL 5/32 X 5/8 PLT	
3.	802-421C	HFS 1/2-13X3 3/4 GR5 SPTH D	
4.	803-169C	NUT HEX FLG. LOCK 1/2-13 PLT.	
5.	817-132C	PRESS WHEEL ARM BUMPER	(1200 S/N 1489D-; 1500 S/N 9980C-; 2000 S/N 6607B-) Use only with item 6.
6.	❶ 812-194C	REPLACED BY 817-347C	(1200 S/N 1489D-; 1500 S/N 9980C-; 2000 S/N 6607B-). See item 29.
7.	807-106C	SPRING .540 O.D.X 1 1/4 X.054W	
8.	805-154C	PIN CLEVIS 3/8 X 2 1/8 USABLE	
9.	198-137D	PRESS WHEEL PIVOT TUBE	
10.	817-084C	PARALLEL ARM PIVOT BUSHING	
11.	199-025D	PRESS WHEEL ARM MACHINED	
12.	801-115C	SFHCS 1/2-13X1 W/ 3/8 SQ SOCKET	
13.	122-188H	PRESS WHEEL ARM END WMNT	
14.	122-125D	3 X 14 PRESS WHEEL SPACER	
15.	802-060C	HHCS 5/8-11X4 GR5	
16.	804-022C	WASHER LOCK SPRING 5/8 PLT	
17.	803-177C	NUT HEX LOCK 5/16-18 FLG.	
18.	122-198V	3 X 14 TIRE & RING ASSEMBLY	Includes items 26 & 27
19.	817-062C	LARGE SPACER TUBE	
20.	122-110D	SMALL SPACER TUBE	
21.	822-095C	BEARING DBL LIP 203 X 5/8 BORE	
22.	122-041D	4X12 PW RIM HALF	
23.	802-197C	HHCS 5/16-18X2 3/4 GR5	
24.	122-117S	3 X 14 PEAKED P.W. ASSEMBLY	Includes itmes 17 through 23
25.	122-202S	PW ADJUSTMENT TRUNNION ASSY	Includes items 2, 7, 8, 28 and 29.
26.	814-067C	TIRE 3 X 14 PW PEAKED	
27.	817-063C	3 X 14 RIM SPACER RING	
28.	❷ 817-328C	T-HANDLE ASSEMBLY	
29.	❷ 817-347C	OPENER TRUNION	(1200 S/N 1490D+; 1500 S/N 9981C+; 2000 6608B+) Replaces items 5 and 6.

Legend: ❶ = 1st revision; ❷ = 2nd revision; ❸ = 3rd revision; ● = use up existing stock; ⊗ = not interchangeable; ⊗ ❶ = for example: revision 2 is not interchangeable w/revision 1

Decal Placement



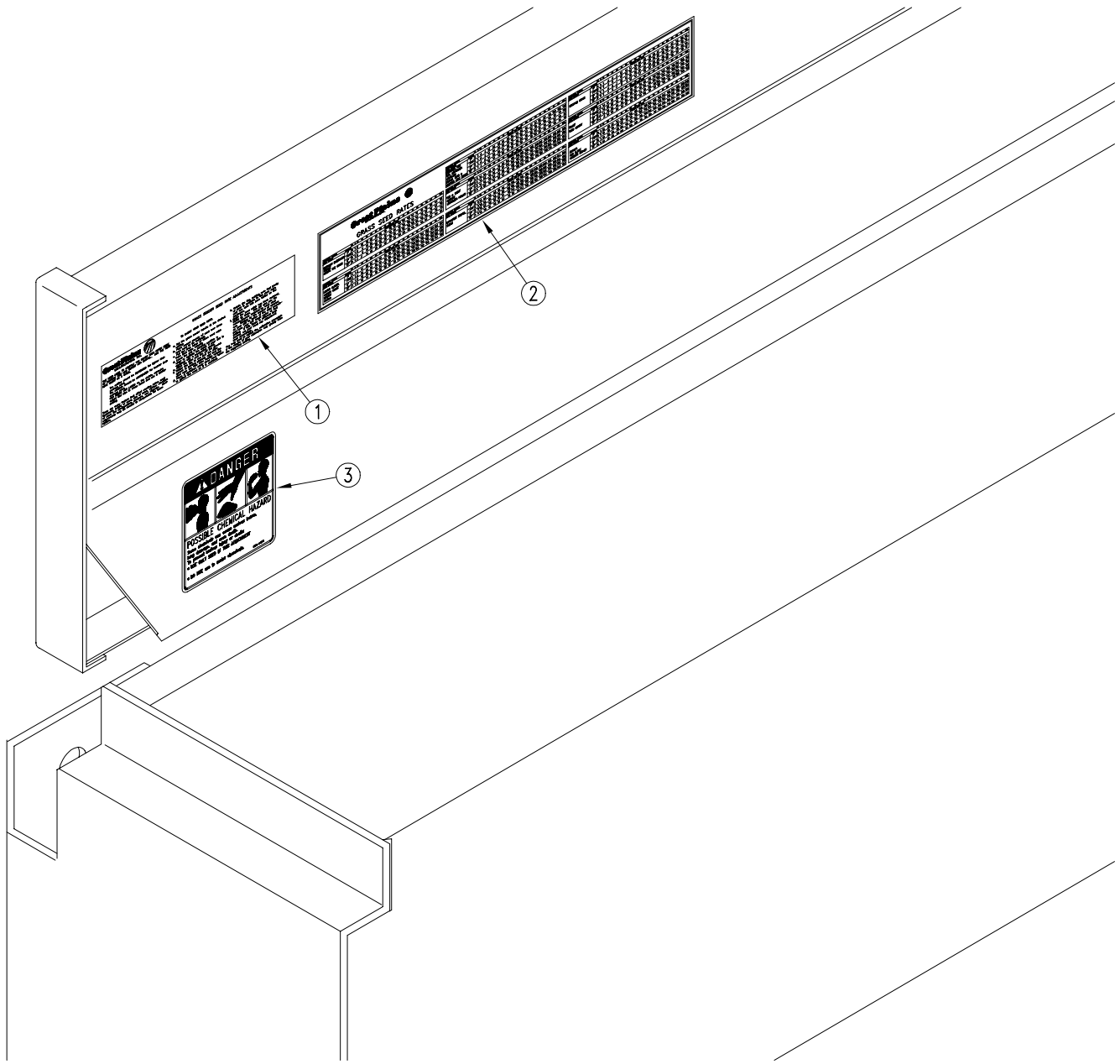
11983

Decal Placement

Ref.	Part No.	Part Description	Comments
1.	818-229C	DECAL AMBER REFLECTOR	2000-
2.	818-587C	DECAL CAUTION OPERATIONAL MACH	
3.	⊗ ① ② 838-228C	DECAL GREAT PLAINS ON LOGO SML	2000+
	① 818-413C	DECAL GREAT PLAINS ON LOGO	1994↔1999
4.	⊗ ① ② 838-160C	DECAL 3 COLOR STRIPE 2.50 WIDE	2000+
	① 818-414C	DECAL W/ 4 COLOR STRIPE	1994↔1999
5.	⊗ ① ② 838-179C	DECAL 1500	2000+
	① 818-406C	DECAL - SOLID STAND 1500	1994↔1999
	⊗ ① ② 838-180C	DECAL 1510	2000+
	① 818-407C	DECAL - SOLID STAND 1510	1994↔1999
	⊗ ① ② 838-182C	DECAL 1520	2000+
	① 818-408C	DECAL - SOLID STAND 1520	1994↔1999
	⊗ ① ② 838-183C	DECAL 2000	2000+
	① 818-409C	DECAL - SOLID STAND 2000	1994↔1999
	⊗ ① ② 838-184C	DECAL 2010	2000+
	① 818-410C	DECAL - SOLID STAND 2010	1994↔1999
	⊗ ① ② 838-187C	DECAL 2020	2000+
	① 818-411C	DECAL - SOLID STAND 2020	1994↔1999
	⊗ ① ② 838-174C	DECAL 1200	2000+
	① 818-457C	DECAL - SOLID STAND 1200	1994↔1999
	⊗ ① ② 838-235C	DECAL 1210	2000+
	① 818-458C	DECAL - SOLID STAND 1210	1994↔1999
	⊗ ① ② 838-176C	DECAL 1220	2000+
	① 818-459C	DECAL - SOLID STAND 1220	1994↔1999
6.	818-003C	DECAL SLOW MOVING VEHICLE	
7.	818-415C	DECAL GP W/ LOGO AND STRIPE	Not shown. 1994↔1999
8.	818-369C	DECAL 3PT&3SEC SEED RATE 1OF2	2003-
9.	818-370C	DECAL 3PT&3SEC SEED RATE 2OF2	2003-
10.	818-230C	DECAL RED REFLECTOR	2000-
11.	818-188C	DECAL WARNING 20 MPH TRANS LRG	
12.	818-412C	DECAL GREAT PLAINS W/ LOGO	Not shown. 1994↔1999
13.	818-496C	DECAL GROUND AND TUBE DISTANCE	
14.	818-339C	DECAL WARNING HIGH PRESSUR SML	
15.	818-590C	DECAL DANGER CRUSH TRCTR & 3PT	
16.	818-398C	DECAL CAUTION TIRES NOT A STEP	
17.	838-158C	DECAL SCRIPT SOLID STAND SMALL	2000+
18.	838-161C	DECAL LOGO&GP F/STRIPE 4 X 24	2000+
19.	838-266C	DECAL REFLECTOR RED 1 1/2X9	2001+
20.	838-265C	DECAL REFLECTOR AMBER 1 1/2X9	2001+
21.	838-102C	DECAL DANGER FALLING HAZZARD	
22.	838-482C	DECAL GP PLANTING COMPONENTS	
23.	118-389B	12,15, 20 SEEDRATE BOOK	2004+

Legend: ① = 1st revision; ② = 2nd revision; ③ = 3rd revision; ● = use up existing stock; ⊗ = not interchangeable; ⊗ ① ② = for example: revision 2 is not interchangeable w/revision 1

Small Seeds Decal Placement



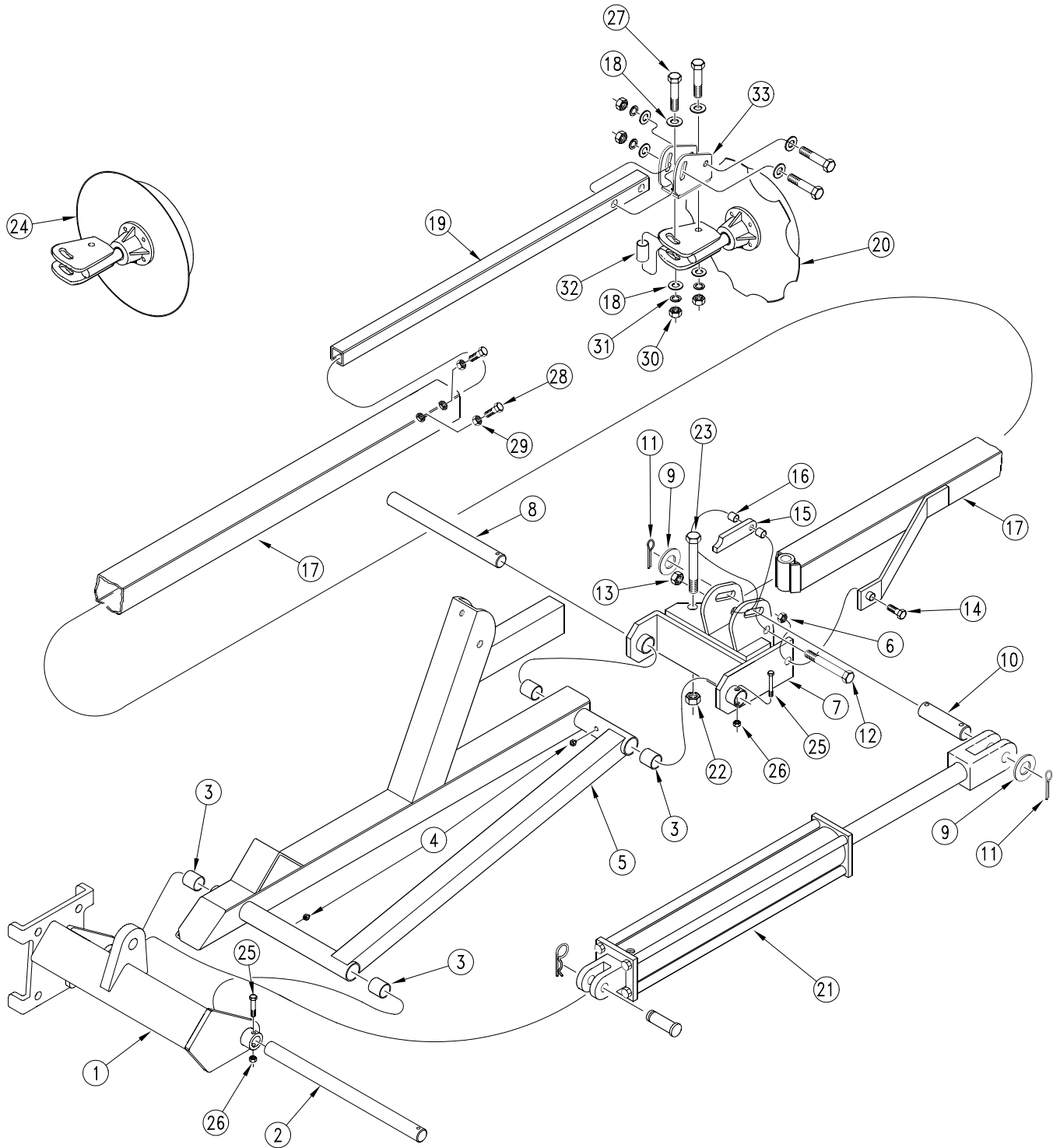
17030

Small Seeds Decal Placement

Ref.	Part No.	Part Description	Comments
1.	818-207C	DECAL-GRSSDR SD RATE ADJ INST	
2.	818-245C	GRASS SEEDER SEED RATE	
3.	838-467C	DECAL SMALL SEEDS DANGER	

Legend: ① = 1st revision; ② = 2nd revision; ③ = 3rd revision; ● = use up existing stock; ⊗ = not interchangeable; ⊗ ① ② = for example: revision 2 is not interchangeable w/revision 1

Flat Fold Marker Assembly



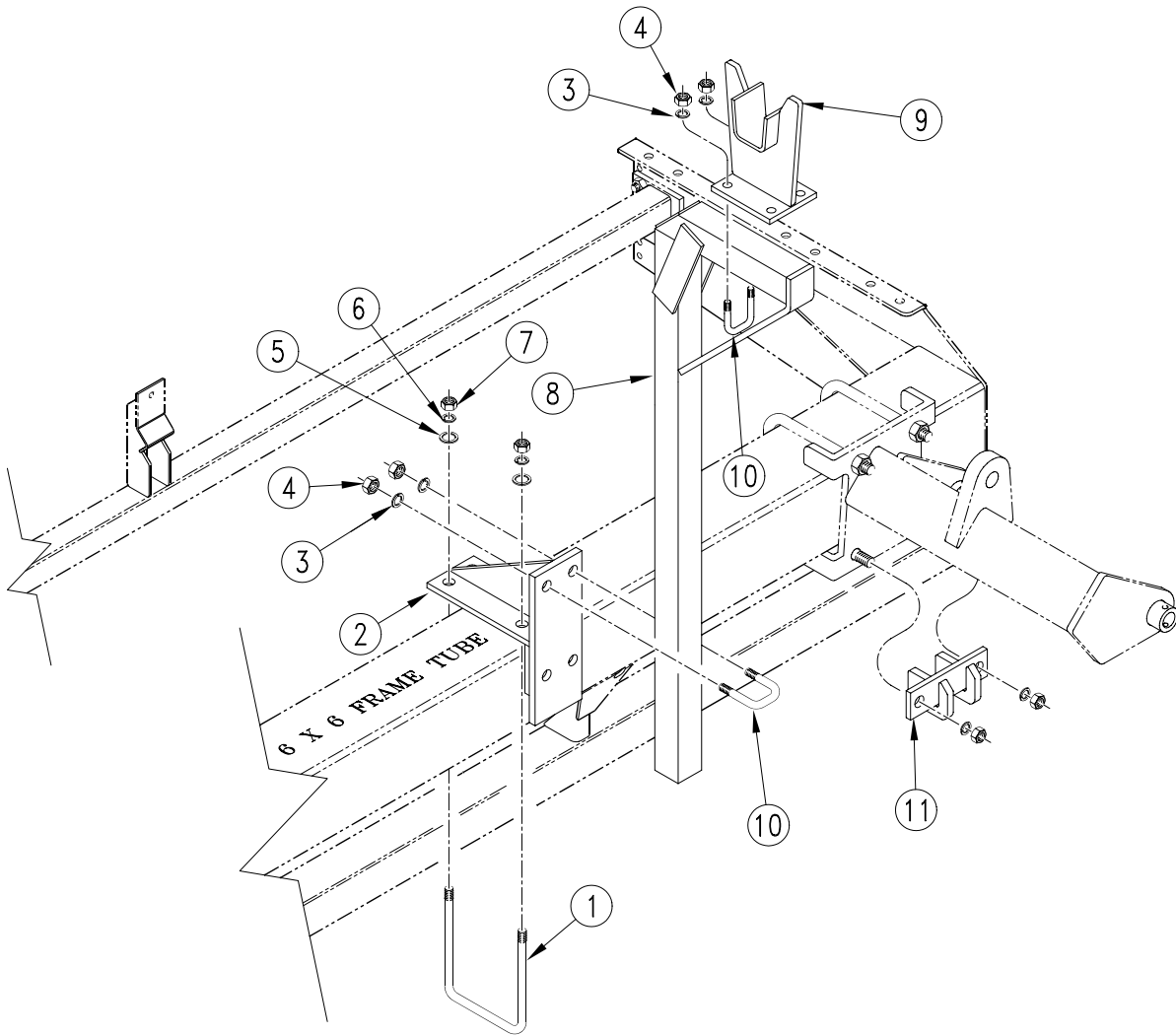
12734

Flat Fold Marker Assembly

Ref.	Part No.	Part Description	Comments
1.	113-458H	L.H. MARKER MOUNT	
	113-459H	R.H. MARKER MOUNT	
2.	113-312D	FIRST PIVOT SHAFT	
3.	890-005C	BUSHING CYL 1 1/4 X 1 X 1	
4.	800-001C	GREASE ZERK STRAIGHT 1/4-28	
5.	113-188H	RH FIRST SECTION	
	113-180H	LH FIRST SECTION	
6.	803-013C	NUT LOCK 3/8-16 PLT	
7.	113-467H	LIFT LUG CHANNEL R.H.	
	113-468H	LIFT LUG CHANNEL L.H.	
8.	113-313D	SECOND PIVOT SHAFT	
9.	804-029C	WASHER FLAT 1 SAE	
10.	113-248D	MARKER CYLINDER PIN BODY	
11.	805-058C	PIN COTTER 3/16 X 2	
12.	802-249C	HHCS 1/2-13X4 1/2 GR5 SPTH	
13.	803-019C	NUT LOCK 1/2-13 PLT	
14.	802-253C	HHCS 3/8-16X1 3/4 GR2	
15.	113-324D	CYLINDER STOP	
16.	113-325D	STOP BUSHING	
17.	113-191H	LH MARKER BREAKAWAY TUBE	15' Drills
	113-193H	RH MARKER BREAKAWAY TUBE	15' Drills
	113-646H	20' MARKER BREAKAWAY	20' Drills after 4-1-97
18.	804-017C	WASHER FLAT 1/2 USS PLT	
19.	113-354D	13' MARKER TUBE 46 1/2 LONG	
20.	⊗ 113-563S	MARKER DISC & HUB ASSEMBLY	Refer to page 9-15 for breakdown.
	⊗ 113-564S	OBSELETE REPLACED BY 113-563S	Refer to page 9-19 for breakdown.
	● 1 113-372S	REPLACED BY 113-564S	Refer to page 9-21 for breakdown.
21.	810-205C	CYL 2X20X1.12 ROD (TIE) 1 PIN	
22.	803-024C	NUT LOCK 5/8-11 PLT	
23.	802-254C	HHCS 5/8-11X5 1/2 GR5	
24.	⊗ 113-563S	MARKER DISC & HUB ASSEMBLY	Refer to page 9-15 for breakdown.
	● 1 113-364S	REPLACED BY 113-563S	Refer to page 9-17 for breakdown.
25.	802-115C	HHCS 5/16-18X2 GR5	
26.	803-011C	NUT LOCK 5/16-18 PLT	
27.	802-039C	HHCS 1/2-13X3 GR5	
28.	801-054C	SCREW SET SQ HD. 1/2-13X1 GR5	
29.	803-036C	NUT HEX JAM 1/2-13 PLT	
30.	803-020C	NUT HEX 1/2-13 PLT	
31.	804-015C	WASHER LOCK SPRING 1/2 PLT	
32.	113-491D	ADJUST MOUNT SPACER TUBE	
33.	113-503H	MARKER DISK ADJUST MOUNT	

Legend: ● = 1st revision; ⊗ = 2nd revision; ⊗ = 3rd revision; ● = use up existing stock; ⊗ = not interchangeable; ⊗ ① ⊗ = for example: revision 2 is not interchangeable w/revision 1

Flat Fold Marker Saddle for 2000 Drills

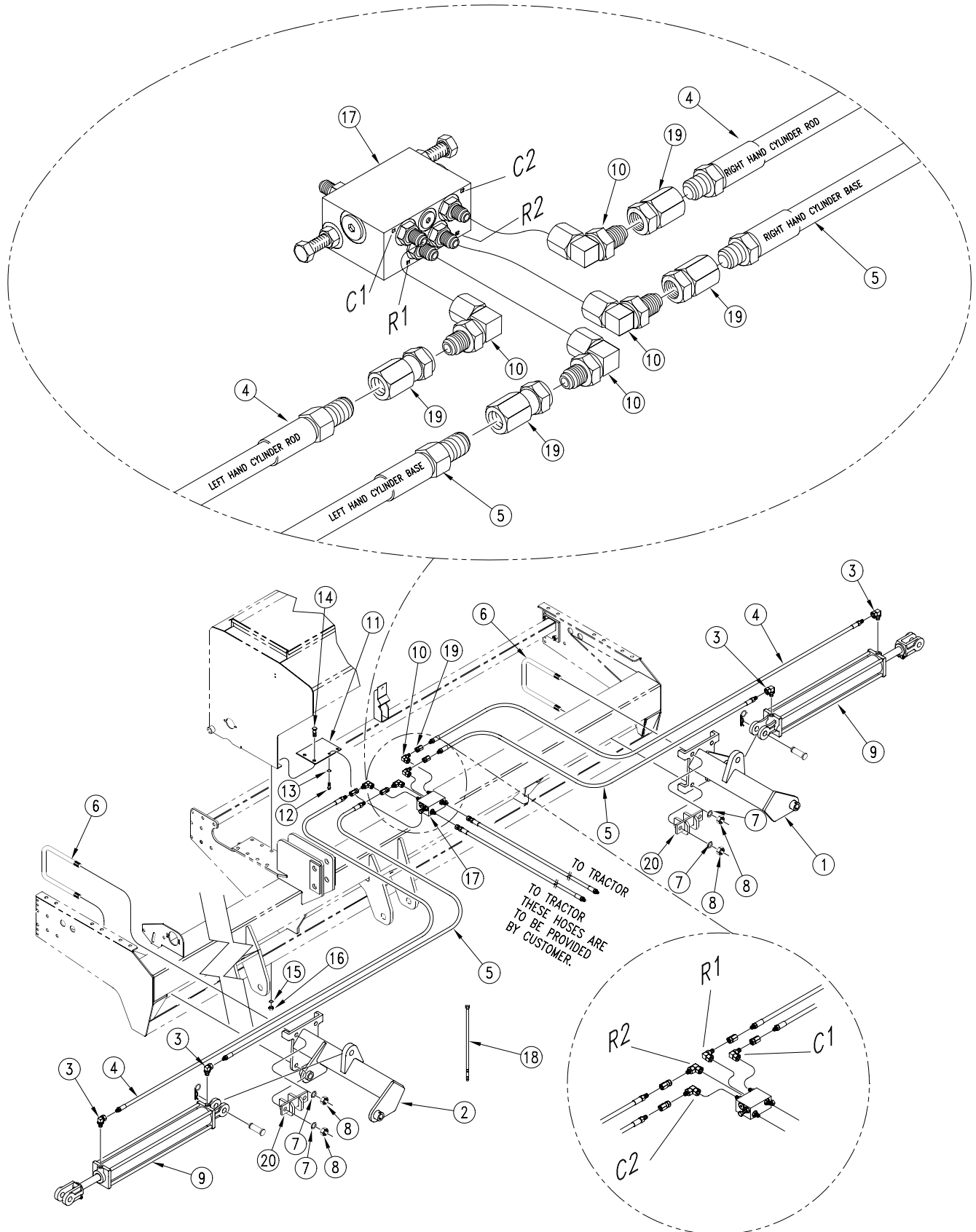


Flat Fold Marker Saddle for 2000 Drills

Ref.	Part No.	Part Description	Comments
1.	806-051C	U-BOLT 3/8-16 X 6 1/32 X 7	
2.	113-223H	MARKER TRANS ARM MOUNT WDMT	
3.	804-015C	WASHER LOCK SPRING 1/2 PLT	
4.	803-020C	NUT HEX 1/2-13 PLT	
5.	804-012C	WASHER FLAT 3/8 SAE PLT	
6.	804-013C	WASHER LOCK SPRING 3/8 PLT	
7.	803-014C	NUT HEX 3/8-16 PLT	
8.	113-506H	MARKER SADDLE MOUNT ARM WMNT	
9.	113-203H	SUPPORT ARM SADDLE - 20'	
10.	806-005C	U-BOLT 1/2-13 X 2 X 3 GR 5	
11.	113-507H	MARKER MOUNT SUPPORT WMNT	

Legend: ① = 1st revision; ② = 2nd revision; ③ = 3rd revision; ● = use up existing stock; ⊗ = not interchangeable; ⊗ ① ② = for example: revision 2 is not interchangeable w/revision 1

Flat Fold Marker Sequence Valve Hydraulics



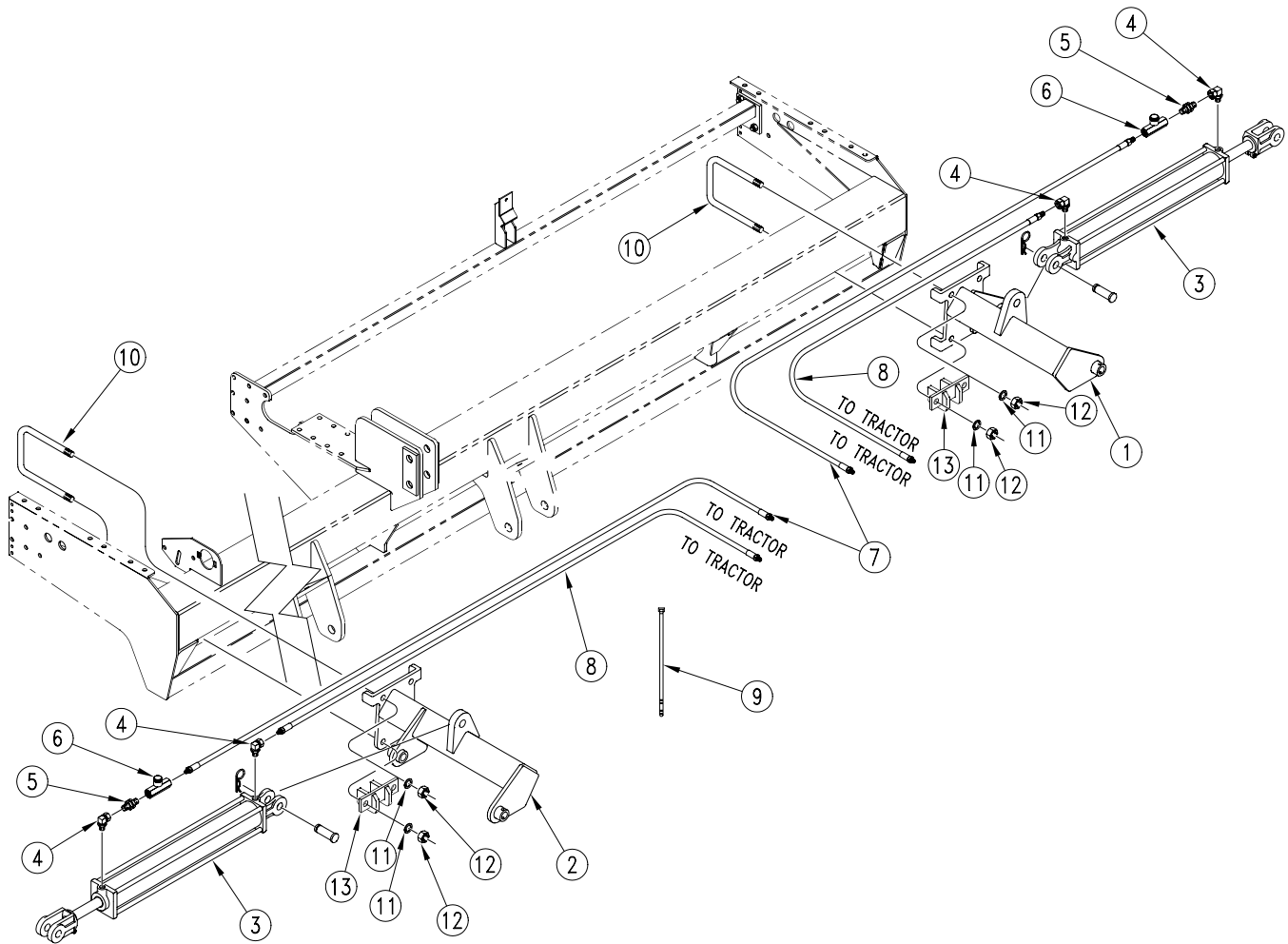
12232

Flat Fold Marker Sequence Valve Hydraulics

Ref.	Part No.	Part Description	Comments
1.	113-458H	L.H. MARKER MOUNT	
2.	113-459H	R.H. MARKER MOUNT	
3.	811-281C	EL 3/8FNPT 9/16MORB	
4.	811-300C	HH1/4R1 176 3/8MNPT 1/2MNPT	
	811-297C	SP HH1/4R1 212 3/8MNPT-W/AD	
5.	811-017C	HH1/4R1 156 3/8MNPT 1/2MNPT	
	811-015C	HH1/4R1 192 3/8MNPT 1/2MNPT	
6.	806-093C	U-BOLT 3/4-10 6 1/32 X 7 3/4	
7.	804-023C	WASHER LOCK SPRING 3/4 PLT	
8.	803-027C	NUT HEX 3/4-10 PLT	
9.	810-205C	CYL 2X20X1.12 ROD (TIE) 1 PIN	Refer to page 9-11 for breakdown.
10.	811-169C	EL 9/16MJIC 9/16FJIC	
11.	113-488D	SEQUENCE VALVE MOUNT BRACKET	
12.	802-014C	HHCS 3/8-16X3/4 GR5	
13.	804-013C	WASHER LOCK SPRING 3/8 PLT	
14.	802-034C	HHCS 1/2-13X1 1/4 GR5	
15.	804-015C	WASHER LOCK SPRING 1/2 PLT	
16.	803-020C	NUT HEX 1/2-13 PLT	
17.	810-197C	VALVE,SEQUENCE SHOEMAKER	Refer to page 9-9 for breakdown.
18.	800-035C	CABLE TIE .31X28 8DIA 120LB	
19.	811-440C	AD 1/2FNPT X 9/16FJICS	
20.	113-507H	MARKER MOUNT SUPPORT WMNT	

Legend: ① = 1st revision; ② = 2nd revision; ③ = 3rd revision; ● = use up existing stock; ⊗ = not interchangeable; ⊗ ① ② = for example: revision 2 is not interchangeable w/revision 1

Flat Fold Dual Marker Hydraulics



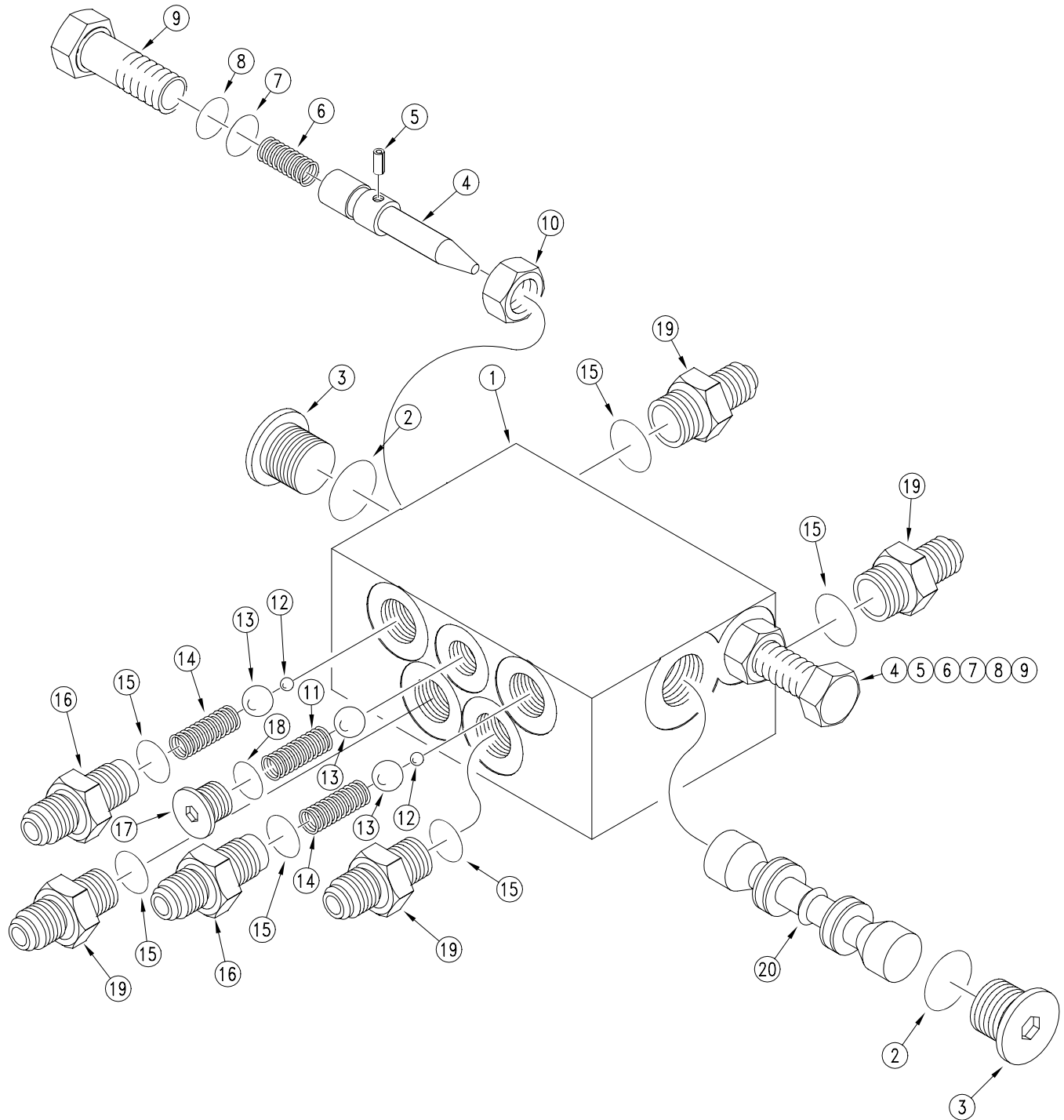
12235

Flat Fold Dual Marker Hydraulics

Ref.	Part No.	Part Description	Comments
1.	113-458H	L.H. MARKER MOUNT	
2.	113-459H	R.H. MARKER MOUNT	
3.	810-205C	CYL 2X20X1.12 ROD (TIE) 1 PIN	Refer to page 9-11 for breakdown
4.	811-281C	EL 3/8FNPT 9/16MORB	
5.	811-044C	AD 3/8MNPT	
6.	810-058C	VALVE 3/8 NEEDLE	
7.	811-300C	HH1/4R1 176 3/8MNPT 1/2MNPT	
	811-297C	SP HH1/4R1 212 3/8MNPT-W/AD	
8.	811-017C	HH1/4R1 156 3/8MNPT 1/2MNPT	
	811-015C	HH1/4R1 192 3/8MNPT 1/2MNPT	
9.	800-035C	CABLE TIE .31X28 8DIA 120LB	
10.	806-093C	U-BOLT 3/4-10 6 1/32 X 7 3/4	
11.	804-023C	WASHER LOCK SPRING 3/4 PLT	
12.	803-027C	NUT HEX 3/4-10 PLT	
13.	113-507H	MARKER MOUNT SUPPORT WMNT	

Legend: ① = 1st revision; ② = 2nd revision; ③ = 3rd revision; ● = use up existing stock; ⊗ = not interchangeable; ⊗ ① ② = for example: revision 2 is not interchangeable w/revision 1

Flat Fold Marker Sequence Valve (810-197C)



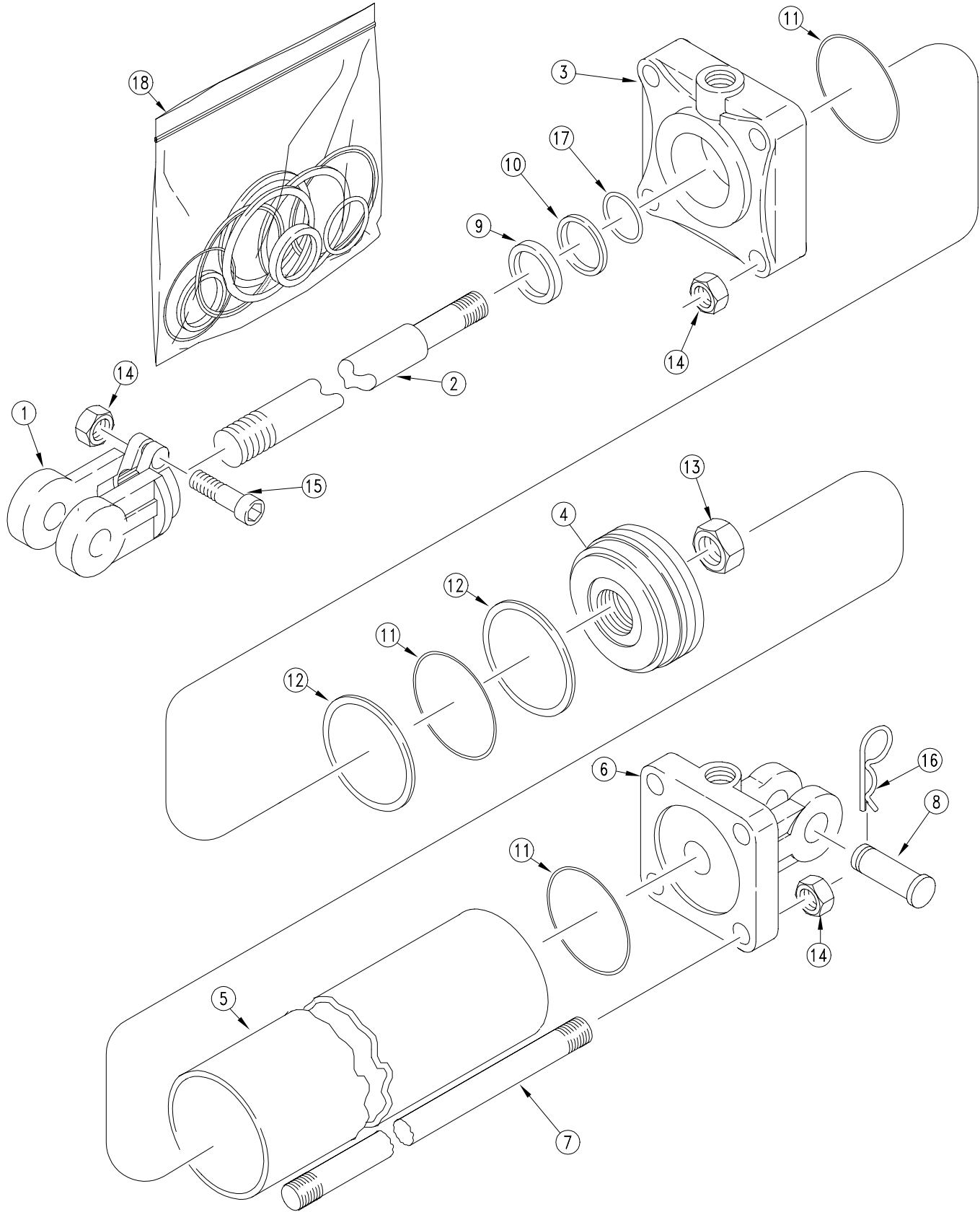
12024

Flat Fold Marker Sequence Valve (810-197C)

Ref.	Part No.	Part Description	Comments
1.	3089	SHOEMAKER BODY MKR SEQ VALVE	
2.	1088-908	SHOEMAKER O-RING	
3.	1132-08	SHOEMAKER PLUG, HEX SOCKET	
4.	1179	SHOEMAKER NEEDLE, FLOW CONTROL	
5.	1217	SHOEMAKER .125 SPRING PIN	
6.	1211	SHOEMAKER SPRING COMPRESSION	
7.	1088-011	SHOEMAKER O-RING	
8.	1089-011	SHOEMAKER TEFLON BACK UP RING	
9.	1180	SHOEMAKER SCREW, FLOW CON.ADJ.	
10.	1218	SHOEMAKER HEX, JAM NUT Z PLTD.	
11.	1099	SHOEMAKER SPRING DETENT	
12.	1087-250	BALL, STEEL 1/4 DIAMETER	
13.	1087-437	SHOEMAKER 7/16 DIA STEEL BALL	
14.	1042	SPRING	
15.	1088-906	SHOEMAKER O-RING	
16.	1182	SHOEMAKER FITTING PORT ADPT.	
17.	1132-05	SHOEMAKER HEX, SKT O-RING PLUG	
18.	1088-905	SHOEMAKER O-RING	
19.	1092-6	SHMKR ST CNTR REPL BY 1092-6-6	
20.	2153	SHOEMAKER SPOOL, MKR SEQ. .055	

Legend: ● = 1st revision; ● = 2nd revision; ● = 3rd revision; ● = use up existing stock; ⊗ = not interchangeable; ⊗ ① ● = for example: revision 2 is not interchangeable w/revision 1

Flat Fold Marker Hydraulic Cylinder (810-205C)



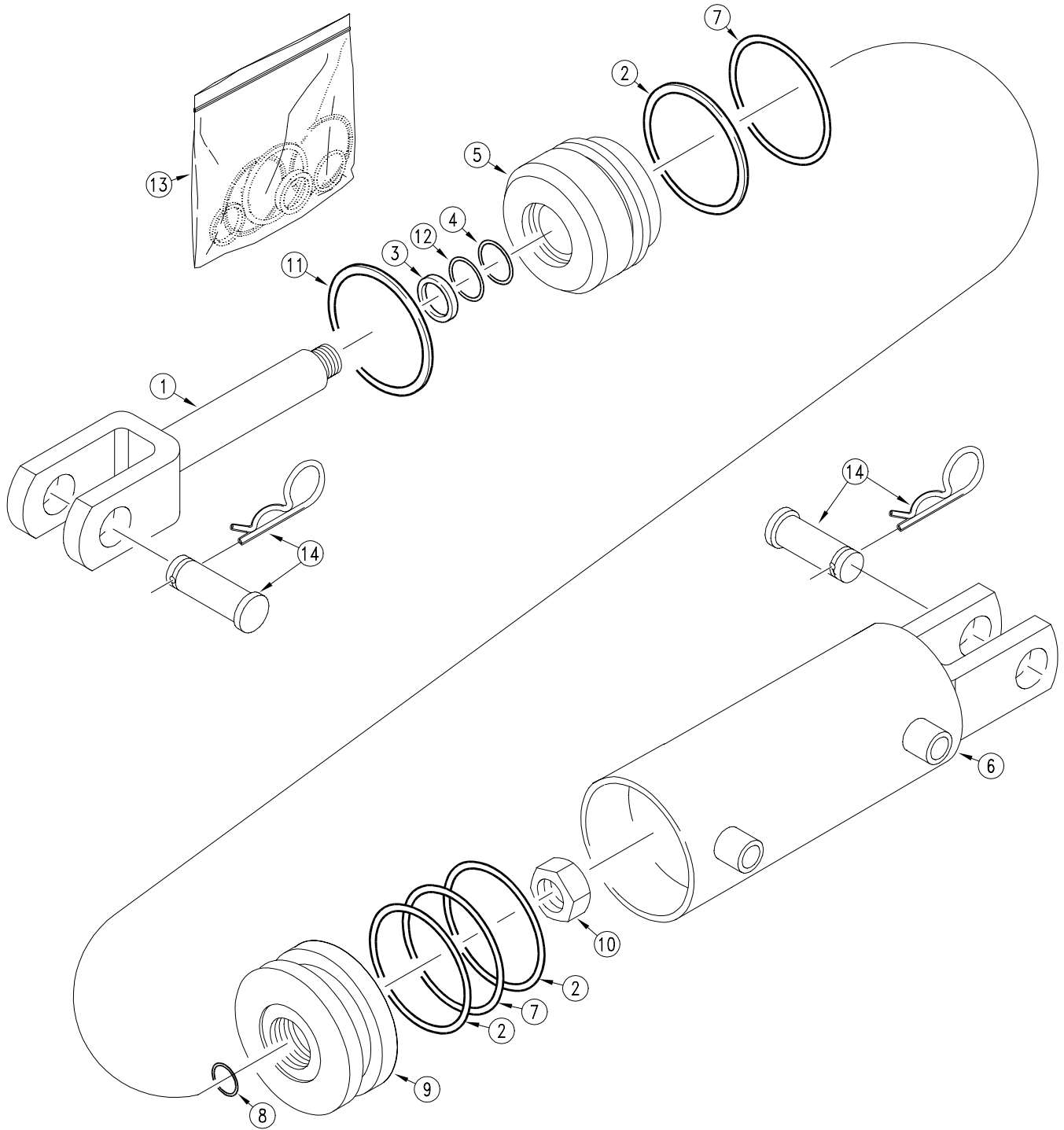
12224

Flat Fold Marker Hydraulic Cylinder (810-205C)

Ref.	Part No.	Part Description	Comments
1.	1M6006	MW ROD CLEVIS	
2.	2M2326	MW ROD	
3.	3R0122	MW HEAD	
4.	4M2102	MW PISTON	
5.	5M2128	BARREL	
6.	6R0070	MW BASE	
7.	7M2328	MW TIE ROD	
8.	2A0206	MW PIN SHORT	
9.		WIPER SEAL	Only available in seal kit item 18
10.		BACK-UP	Only available in seal kit item 18.
11.		O-RING	Only available in seal kit item 18.
12.		BACK-UP	Only available in seal kit item 18
13.	2A0022	MW NUT, PISTON	
14.	2A0012	MW NUT CLEVIS & TIE ROD	
15.	2A0006	MW CAPSCREW	
16.	2A0132	MW PIN CLIP	
17.		O-RING	Only available in seal kit item 18.
18.	810-310C	SEAL KIT MW 5A2104	

Legend: ① = 1st revision; ② = 2nd revision; ③ = 3rd revision; ● = use up existing stock; ⊗ = not interchangeable; ⊗ ① ② = for example: revision 2 is not interchangeable w/revision 1

Energy Hydraulic Cylinder (810-005C)



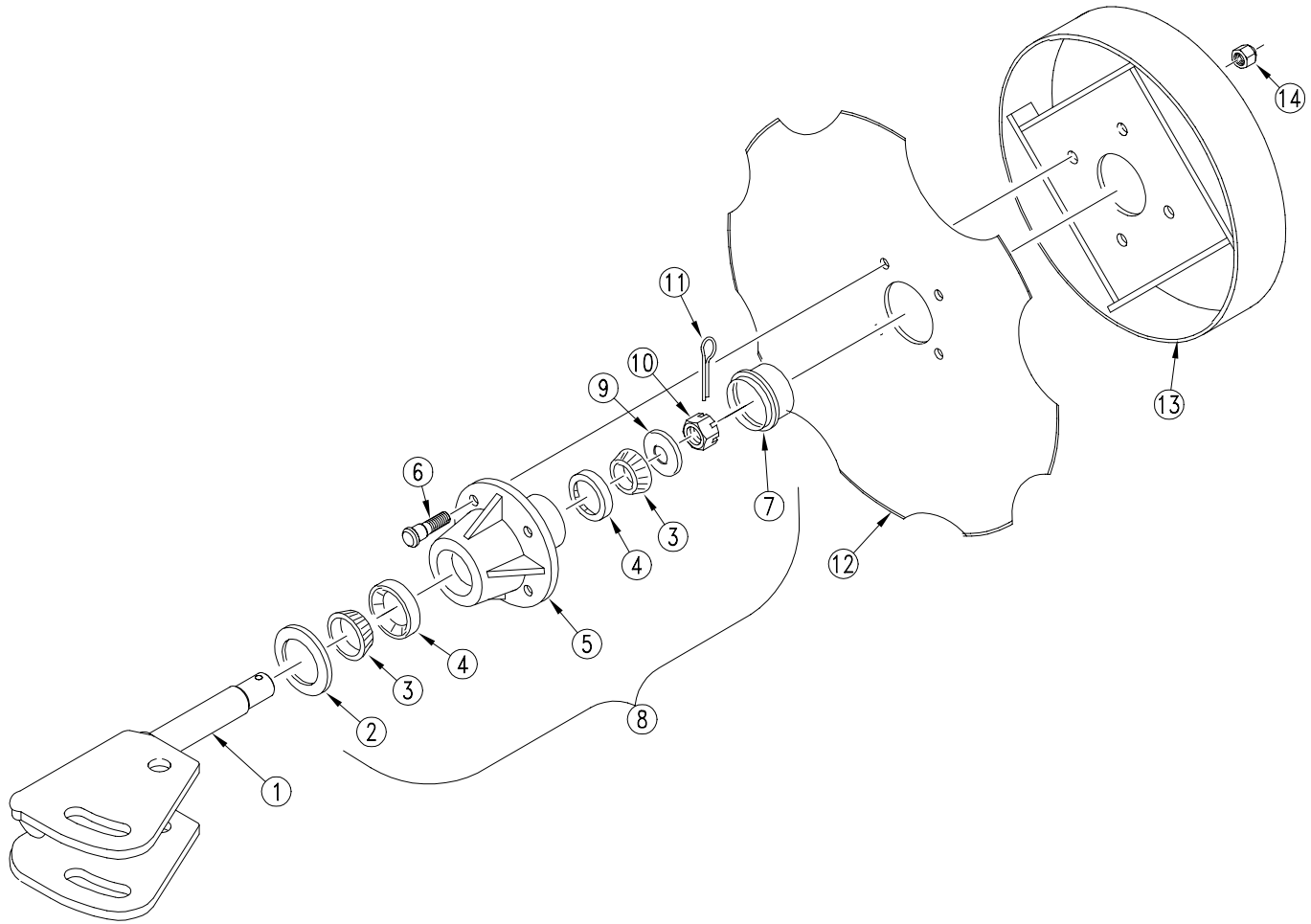
14078

Energy Hydraulic Cylinder (810-005C)

Ref.	Part No.	Part Description	Comments
1.	A-2526	EGY PISTON ROD	
2.		BACKUP RING 2" OD	Only found in seal kit 13.
3.		WIPER ROD	Only found in seal kit 13.
4.		O-RING 1 1/8" ID X 1 3/8"OD	Only found in seal kit 13.
5.	A-1906	EGY PISTON ROD GUIDE	
6.	B-988	EGY CYLINDER BODY	
7.		O-RING 1 5/8" ID X 2"OD	Only found in seal kit 13.
8.		O-RING 3/4" ID X 7/8" OD	Only found in seal kit 13.
9.	A-1845	EGY PISTON	
10.	82464	EGY 7/8-14UNF REG HEX LOCK NUT	
11.	83198	EGY RETAINER RING INTERNAL	
12.		BACKUP RING 1 3/8" OD	Only found in seal kit 13.
13.	810-012C	CYL SEAL KIT 2 X 8 (ENERGY)	
14.	805-004C	PIN CLEVIS 1 X 2 3/4 USABLE LG	

Legend: ● = 1st revision; ● = 2nd revision; ● = 3rd revision; ● = use up existing stock; ⊗ = not interchangeable; ⊗ ① ● = for example: revision 2 is not interchangeable w/revision 1

Marker Disk (113-563S)



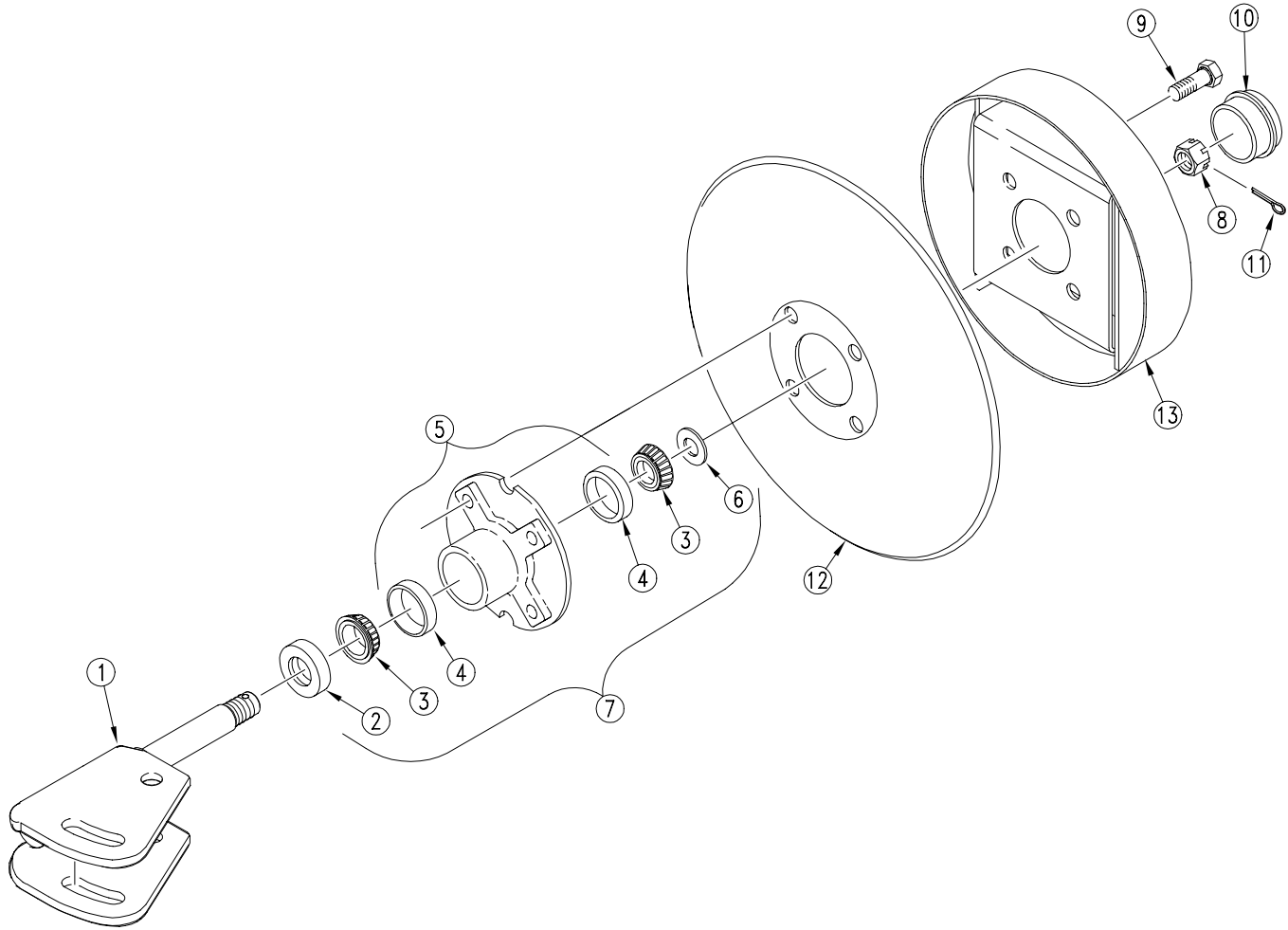
16557

Marker Disk (113-563S)

Ref.	Part No.	Part Description	Comments
1.	113-562H	1 SPINDLE MARKER WELDMENT	
2.	816-014C	TINE GAUGE WHEEL HUB SEAL	
3.	822-030C	BEARING CONE L44643	
4.	822-080C	BEARING CUP L44610	
5.	1-100-02-00	RELIABLE HUB 4 BOLT	
6.	⊗ B0-47	NEILSON STUD 1/2-20UNFX1 13/16	
	Ⓛ 802-125C	BHSNB 1/2-20X1 3/8 GR5	
7.	⊗ 890-614C	GREASE CAP #1505	
	Ⓛ 890-068C	RPBY 890-614C) GREASE CAP#1518	
8.	815-001C	TINE GW HUB	Includes items 2 through 8 and 14.
9.	804-025C	WASHER FLAT 3/4 SAE PLT	
10.	803-053C	NUT HEX SLOTTED 3/4-16	
11.	805-019C	PIN COTTER 5/32 X 1 PLT	
12.	⊗ 820-094C	16 4-BOLT NOTCHED MARKER DISK	
	Ⓛ 820-098C	14 4-BOLT MARKER DISK	
13.	113-369H	DEPTH BAND 10 4-BOLT 4B.C.	
14.	803-159C	NUT LUG 1/2-20 X 60 DEG PLT	

Legend: Ⓛ = 1st revision; ⊗ = 2nd revision; ⊕ = 3rd revision; ● = use up existing stock; ⊗ = not interchangeable; ⊗ Ⓛ ⊕ = for example: revision 2 is not interchangeable w/revision 1

Marker Disk (113-364S)



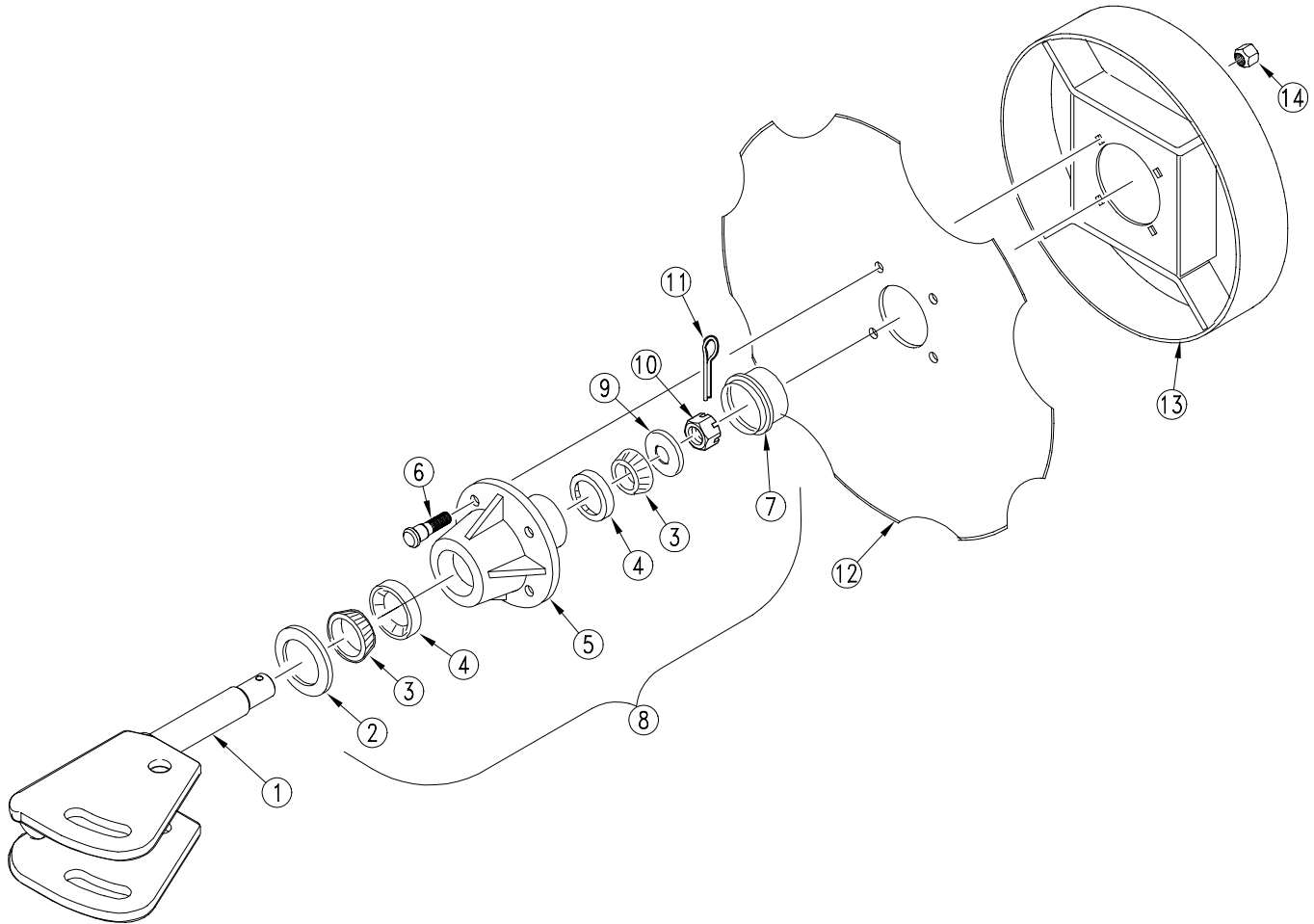
17980

Marker Disk (113-364S)

Ref.	Part No.	Part Description	Comments
1.	② 113-562H	1 SPINDLE MARKER WELDMENT	Included in 118-661S.
	① 113-363H	MARKER DISK SPINDLE WELDMENT	
2.	816-135C	SEAL 1 X 1.785 X .469	
3.	822-045C	BEARING CONE #LM 11949	
4.	822-050C	BEARING CUP #LM 11910	
5.	② 113-661S	MARKER HUB REPLACEMENT KIT	Includes items 1 and 815-001C. Refer to page 9-15 or page 9-19 for breakdown.
	① 815-039C	REPLACED BY 113-661S	
6.	804-021C	WASHER FLAT 5/8 SAE PLT	Not available.
7.	② 113-661S	MARKER HUB REPLACEMENT KIT	Includes items 1 and 815-001C. Refer to page 9-15 or page 9-19 for breakdown.
	① 815-038C	REPLACED BY 113-661S	
8.	803-185C	NUT HEX SLOTTED 5/8-18 PLT	
9.	802-240C	HHCS 1/2-20X1 GR5	
10.	890-213C	GREASE CAP 1.785 X .89	
11.	805-019C	PIN COTTER 5/32 X 1 PLT	
12.	820-098C	14 4-BOLT MARKER DISK	
13.	113-369H	DEPTH BAND 10 4-BOLT 4B.C.	

Legend: ① = 1st revision; ② = 2nd revision; ③ = 3rd revision; ● = use up existing stock; ⊗ = not interchangeable; ⊗ ① ② = for example: revision 2 is not interchangeable w/revision 1

Notched Marker Disk (113-564S)



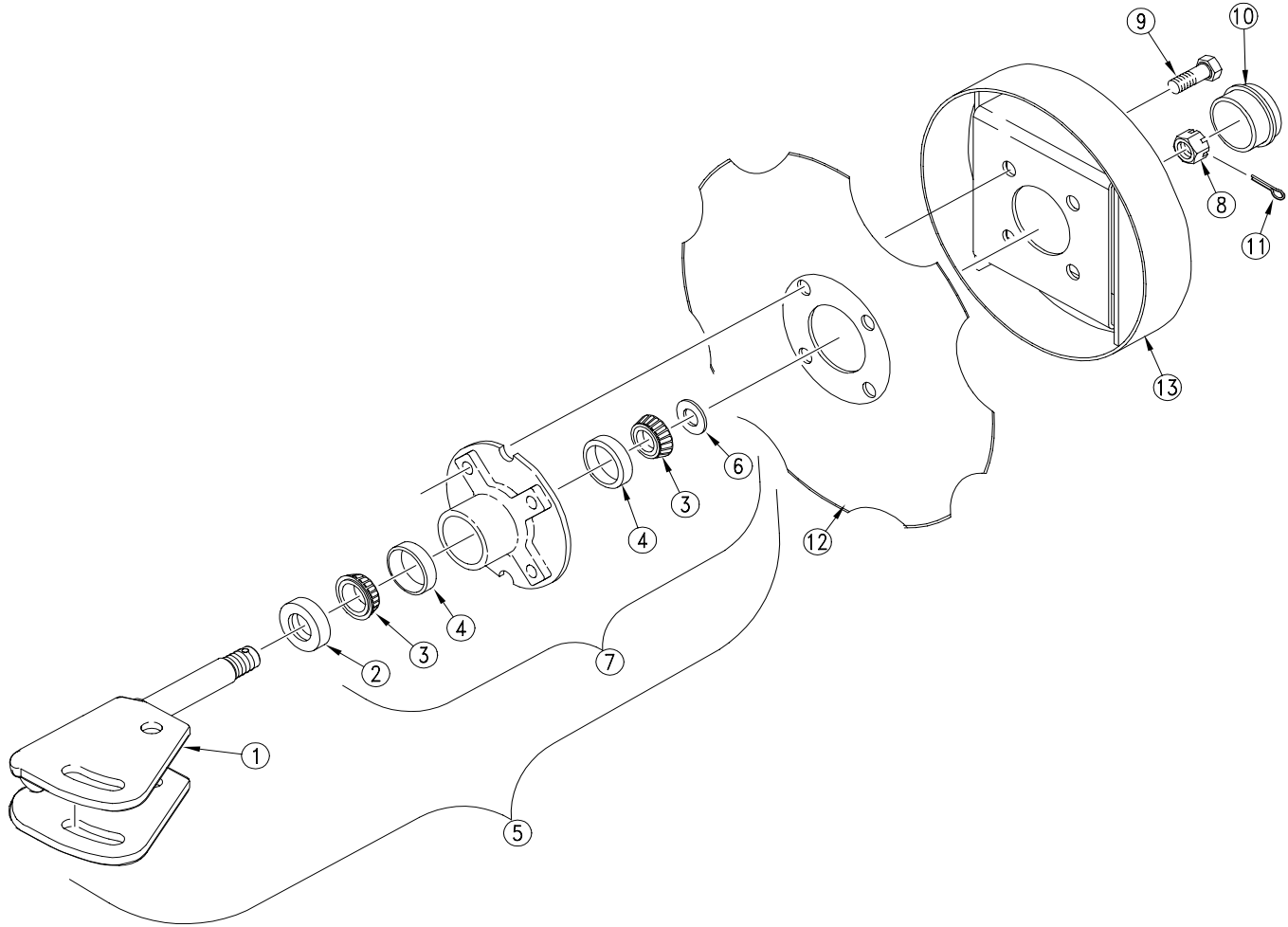
16559

Notched Marker Disk (113-564S)

Ref.	Part No.	Part Description	Comments
1.	113-562H	1 SPINDLE MARKER WELDMENT	
2.	816-014C	TINE GAUGE WHEEL HUB SEAL	
3.	822-030C	BEARING CONE L44643	
4.	822-080C	BEARING CUP L44610	
5.	1-100-02-00	RELIABLE HUB 4 BOLT	
6.	⊗ B0-47	NEILSON STUD 1/2-20UNFX1 13/16	
	Ⓜ 802-125C	REPBY BO-47) BHSNB 1/2-20X1	
7.	⊗ 890-614C	GREASE CAP #1505	
	Ⓜ 890-068C	RPBY 890-614C) GREASE CAP#1518	
8.	815-001C	TINE GW HUB	Includes items 2 through 7 and 14.
9.	804-025C	WASHER FLAT 3/4 SAE PLT	
10.	803-053C	NUT HEX SLOTTED 3/4-16	
11.	805-019C	PIN COTTER 5/32 X 1 PLT	
12.	820-094C	16 4-BOLT NOTCHED MARKER DISK	
13.	113-346H	DEPTH BAND 12 4-BOLT	
14.	803-159C	NUT LUG 1/2-20 X 60 DEG PLT	

Legend: Ⓜ = 1st revision; ⊗ = 2nd revision; ⊕ = 3rd revision; ● = use up existing stock; ⊗ = not interchangeable; ⊗ ⊕ ⊗ = for example: revision 2 is not interchangeable w/revision 1

Notched Marker Disk (118-372S)



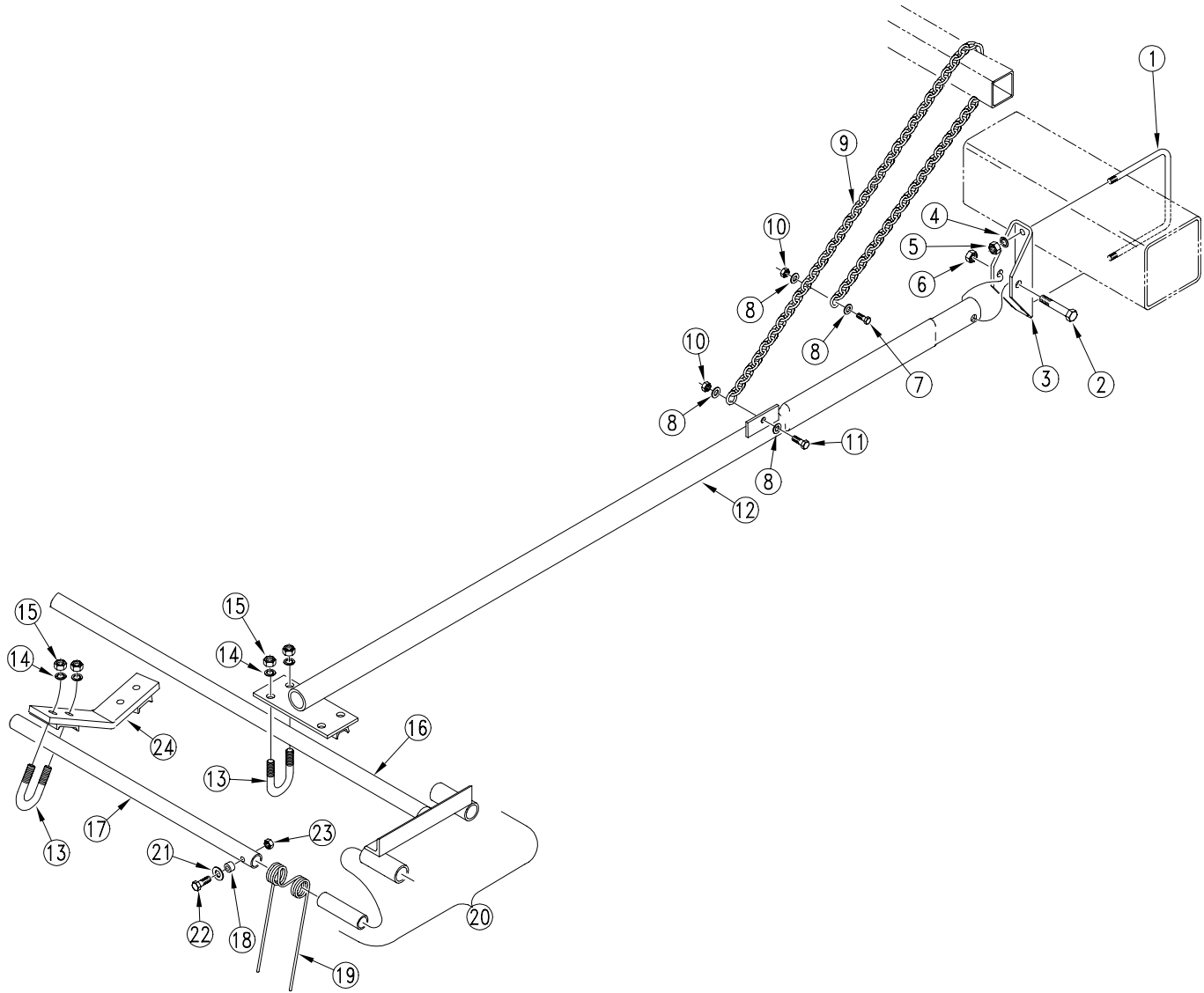
17981

Notched Marker Disk (118-372S)

Ref.	Part No.	Part Description	Comments
1.	⊗ 113-562H	1 SPINDLE MARKER WELDMENT	Included in 113-661S.
	Ⓛ 113-363H	MARKER DISK SPINDLE WELDMENT	
2.	816-135C	SEAL 1 X 1.785 X .469	
3.	822-045C	BEARING CONE #LM 11949	
4.	822-050C	BEARING CUP #LM 11910	
5.	⊗ 113-661S	MARKER HUB REPLACEMENT KIT	Includes items 1 and 815-001C. Refer to page 9-15 or page 9-19 for breakdown.
	Ⓛ 815-039C	REPLACED BY 113-661S	
6.	804-021C	WASHER FLAT 5/8 SAE PLT	Not available.
7.	⊗ 113-661S	MARKER HUB REPLACEMENT KIT	Includes items 1 and 815-001C. Refer to page 9-15 or page 9-19 for breakdown.
	Ⓛ 815-038C	REPLACED BY 113-661S	
8.	803-185C	NUT HEX SLOTTED 5/8-18 PLT	
9.	802-240C	HHCS 1/2-20X1 GR5	
10.	890-213C	GREASE CAP 1.785 X .89	
11.	805-019C	PIN COTTER 5/32 X 1 PLT	
12.	820-094C	16 4-BOLT NOTCHED MARKER DISK	
13.	113-346H	DEPTH BAND 12 4-BOLT	

Legend: Ⓛ = 1st revision; ⊗ = 2nd revision; ⊕ = 3rd revision; ● = use up existing stock; ⊗ = not interchangeable; ⊗ ⊕ ⊗ = for example: revision 2 is not interchangeable w/revision 1

Spring Tine Harrow (1996 and later)



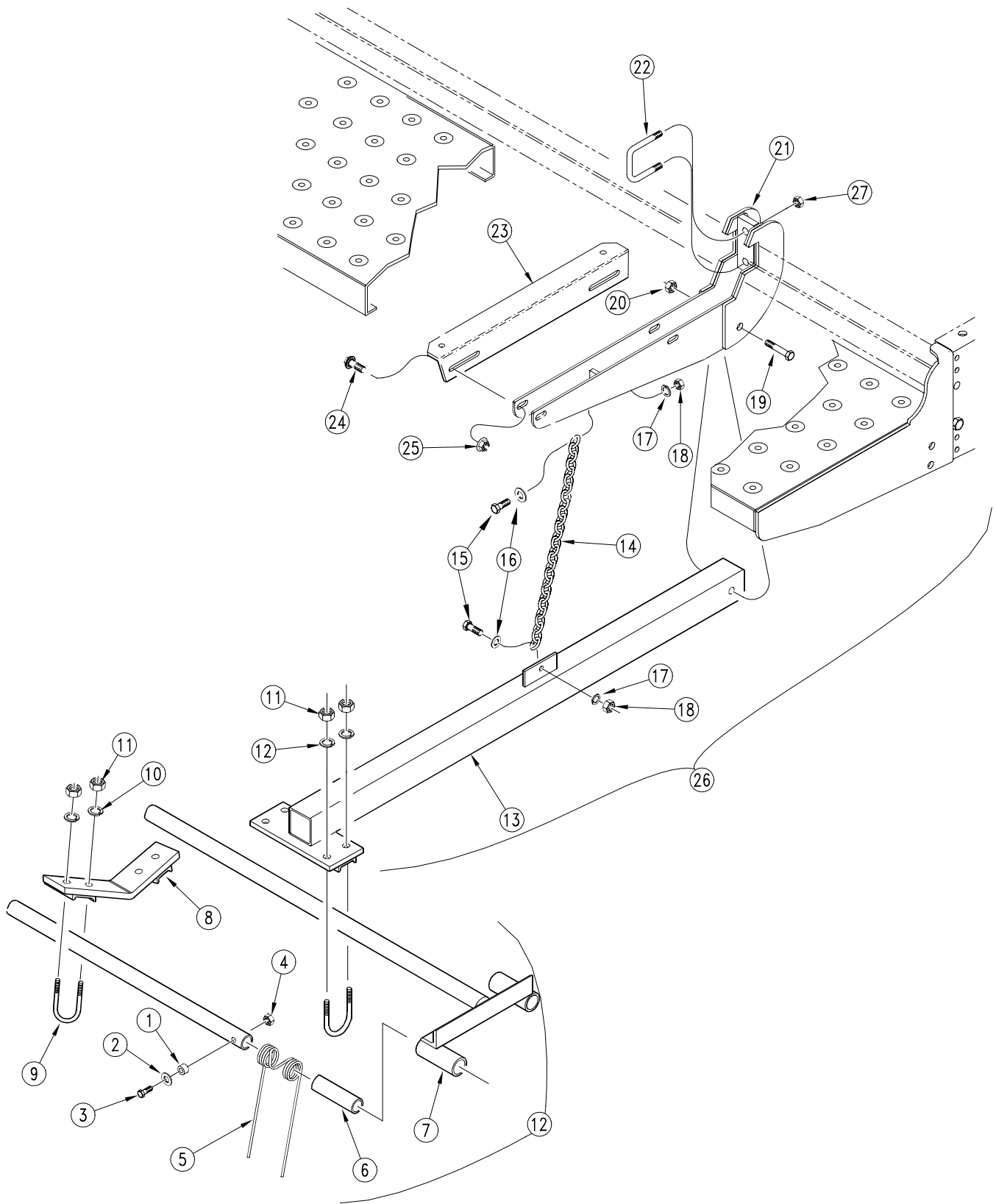
18017

Spring Tine Harrow (1996 and later)

Ref.	Part No.	Part Description	Comments
1.	806-051C	U-BOLT 3/8-16 X 6 1/32 X 7	
2.	802-226C	HHCS 1/2-13X2 3/4 GR5	
3.	116-122D	HARROW HINGE BRACKET	
4.	804-013C	WASHER LOCK SPRING 3/8 PLT	
5.	803-014C	NUT HEX 3/8-16 PLT	
6.	803-147C	NUT HEX NYLOCK 1/2-13	
7.	802-079C	HHCS 3/8-16X1 1/4 GR5	
8.	804-012C	WASHER FLAT 3/8 SAE PLT	
9.	116-191D	3-PT SUPPORT CHAIN LONG	
10.	803-013C	NUT LOCK 3/8-16 PLT	
11.	802-022C	HHCS 3/8-16X1 1/2 GR5	
12.	116-161H	HARROW ARM WELDMENT - 3PT	
13.	806-046C	U-BOLT 1/2-13 X 1 3/8X2 3/4 LG	
14.	804-015C	WASHER LOCK SPRING 1/2 PLT	
15.	803-020C	NUT HEX 1/2-13 PLT	
16.	116-064H	20' FRAME WELDMENT	
	116-065H	15' FRAME WELDMENT	
	116-067H	12' FRAME WELDMENT	
17.	116-102D	20' TINE TUBE	
	116-114D	15' TINE TUBE	
	116-116D	14' TINE TUBE	
	116-118D	12' TINE TUBE	
18.	890-351C	BUSHING 5/8 OD X 11/32 ID	
19.	807-079C	HARROW DBL TORSION SPRG 11 IN	
20.	116-067K	12' SPRING HARROW ASSEMBLY	
	116-145K	15' SPRING TINE HARROW ASSY RH	
	116-146K	15' SPRING TINE HARROW ASSY LH	
	116-068K	14' SPRING HARROW ASSEMBLY	
	116-070K	20' SPRING HARROW ASSEMBLY	
21.	804-010C	WASHER FLAT 5/16 USS PLT	
22.	802-138C	HHCS 5/16-18X2 1/4 GR5	
23.	803-084C	NUT HEX NYLOCK 5/16-18 PLT	
24.	116-062H	CENTER BRACE WELDMENT	

Legend: ● = 1st revision; ● = 2nd revision; ● = 3rd revision; ● = use up existing stock; ⊗ = not interchangeable; ⊗ ⊕ ● = for example: revision 2 is not interchangeable w/revision 1

Spring Tine Harrow (1994 ↔ 1995)



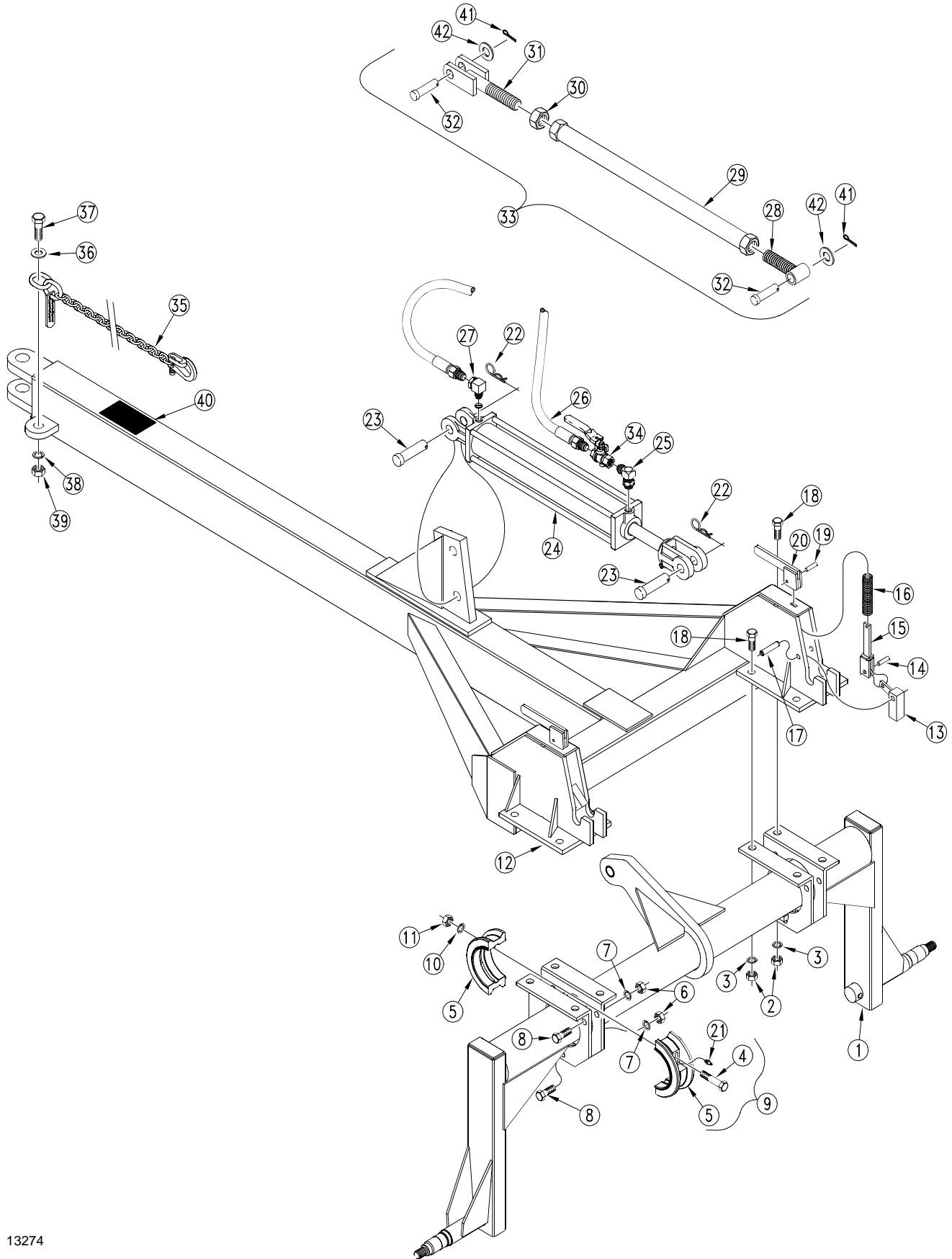
12114

Spring Tine Harrow (1994 ↔ 1995)

Ref.	Part No.	Part Description	Comments
1.	890-351C	BUSHING 5/8 OD X 11/32 ID	
2.	804-010C	WASHER FLAT 5/16 USS PLT	
3.	802-138C	HHCS 5/16-18X2 1/4 GR5	
4.	803-084C	NUT HEX NYLOCK 5/16-18 PLT	
5.	807-079C	HARROW DBL TORSION SPRG 11 IN	
6.	116-102D	20' TINE TUBE	
	116-114D	15' TINE TUBE	
	116-116D	14' TINE TUBE	
	116-118D	12' TINE TUBE	
7.	116-064H	20' FRAME WELDMENT	
	116-065H	15' FRAME WELDMENT	
	116-067H	12' FRAME WELDMENT	
8.	116-062H	CENTER BRACE WELDMENT	
9.	806-046C	U-BOLT 1/2-13 X 1 3/8X2 3/4 LG	
10.	804-015C	WASHER LOCK SPRING 1/2 PLT	
11.	803-020C	NUT HEX 1/2-13 PLT	
12.	116-067K	12' SPRING HARROW ASSEMBLY	
	116-145K	15' SPRING TINE HARROW ASSY RH	
	116-146K	15' SPRING TINE HARROW ASSY LH	
	116-068K	14' SPRING HARROW ASSEMBLY	
	116-070K	20' SPRING HARROW ASSEMBLY	
13.	116-129H	HANGER ARM WELDMENT - 3PT	
14.	116-180D	3PT HANGER ARM CHAIN	
15.	802-022C	HHCS 3/8-16X1 1/2 GR5	
16.	804-012C	WASHER FLAT 3/8 SAE PLT	
17.	804-013C	WASHER LOCK SPRING 3/8 PLT	
18.	803-014C	NUT HEX 3/8-16 PLT	
19.	802-099C	HHCS 1/2-13X3 1/4 GR5	
20.	803-147C	NUT HEX NYLOCK 1/2-13	
21.	119-254H	HARROW SUPPORT WELDMENT	
	119-255H	FERT HARROW SUPPORT WELDMENT	
22.	806-005C	U-BOLT 1/2-13 X 2 X 3 GR 5	
23.	119-166D	WALKBOARD MOUNT PLATE, ADAPTOR	
24.	802-388C	HFS 3/8-16X1 GR5	
25.	803-209C	NUT FLANGE LOCK 3/8-16 PLT	
26.	116-130K	94 3PT HANGER ARM ASSY	
	116-140K	3PT FERT HNGR ARM ASSY-15'&20'	
27.	803-019C	NUT LOCK 1/2-13 PLT	

Legend: ● = 1st revision; ● = 2nd revision; ● = 3rd revision; ● = use up existing stock; ⊗ = not interchangeable; ⊗ ⊕ ● = for example: revision 2 is not interchangeable w/revision 1

Pull Hitch Frame



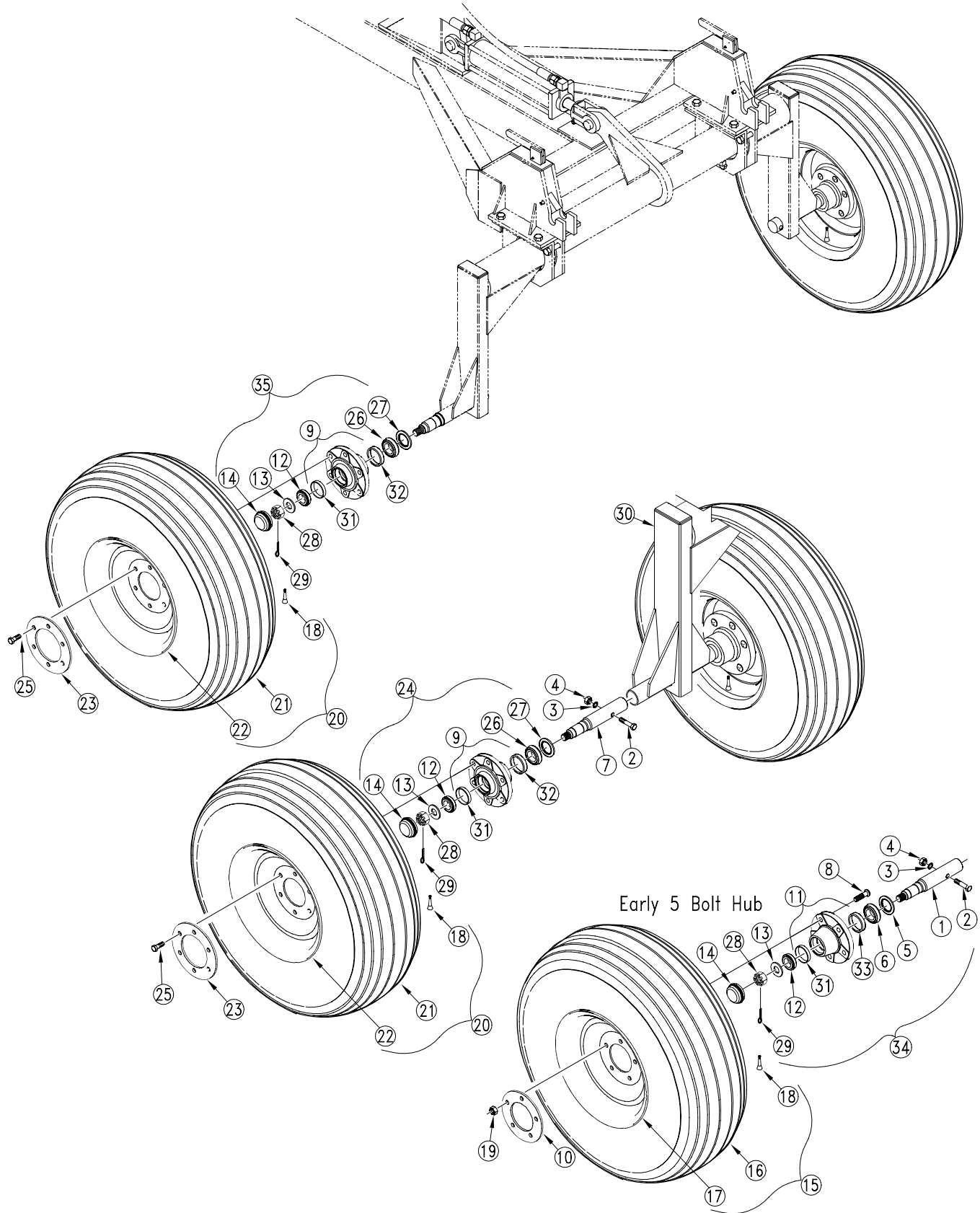
13274

Pull Hitch Frame

Ref.	Part No.	Part Description	Comments
1.	124-002H	AXLE ASSEMBLY	
2.	803-027C	NUT HEX 3/4-10 PLT	
3.	804-023C	WASHER LOCK SPRING 3/4 PLT	
4.	802-024C	HHCS 3/8-16X3 GR5	
5.	812-005C	CASTING MAIN AXLE BEARING	
6.	803-021C	NUT HEX 5/8-11 PLT	
7.	804-022C	WASHER LOCK SPRING 5/8 PLT	
8.	802-060C	HHCS 5/8-11X4 GR5	
9.	126-001K	MAIN AXLE BEARING ASSEMBLY	Includes items 4; 5; 10;11 & 21.
10.	804-013C	WASHER LOCK SPRING 3/8 PLT	
11.	803-014C	NUT HEX 3/8-16 PLT	
12.	124-020H	FRAME ASSEMBLY	
13.	124-018H	PIN LOCK WELDMENT	
14.	124-105D	PIN LOCK PIVOT PIN	
15.	124-017H	SPRING LEVER WELDMENT	
16.	807-007C	SPRING LEVER	
17.	805-037C	PIN SPIROL 1/2X2 1/2 PLAIN	
18.	802-065C	HHCS 3/4-10X2 1/4 GR5	
19.	805-044C	PIN ROLL 1/4 X 1 PLATED	
20.	124-016H	LOCK HANDLE WELDMENT	
21.	800-001C	GREASE ZERK STRAIGHT 1/4-28	
22.	805-088C	PIN, HAIR COTTER 3/16 WIRE DIA	
23.	805-090C	PIN CLEVIS 1 X 3 3/16 LG	
24.	810-001C	CYL 4X14X1.25 ROD (TIE)NO PINS	
25.	811-213C	EL 3/8MNPT 1/2MNPT	
26.	811-215C	HH3/8R2 144 3/8MNPT 1/2MNPT	
27.	811-301C	EL 3/8FNPTS 1/2MNPT	
28.	124-014H	UPPER CONNECT TUBE ASSEMBLY	
29.	124-015H	CONNECTING TUBE ASSEMBLY	
30.	803-032C	NUT HEX JAM 1 1/4-7 PLT	
31.	111-002H	ADJ. CLEVIS ASSEMBLY	
32.	805-004C	PIN CLEVIS 1 X 2 3/4 USABLE LG	
33.	124-019K	THREADED ADJUSTABLE LINK	Includes items 28 thru 32.
34.	810-076C	VALVE BALL 3/8 NPT 90 DEGREES	
35.	890-182C	SAFETY CHAIN 10000 LB	
36.	124-116D	PULL HITCH SAFETY CHAIN WASHER	
37.	802-181C	HHCS 1-8X3 GR5 FTHD	
38.	804-027C	WASHER LOCK SPRING 1 PLT	
39.	803-031C	NUT HEX 1-8 PLT	
40.	818-019C	DECAL WARNING NEG TONGUE WT	
41.	805-016C	PIN COTTER 3/16 X 1 1/4 PLT	
42.	804-029C	WASHER FLAT 1 SAE	

Legend: ● = 1st revision; ● = 2nd revision; ● = 3rd revision; ● = use up existing stock; ⊗ = not interchangeable; ⊗ ① ● = for example: revision 2 is not interchangeable w/revision 1

Pull Hitch Tire & Hub



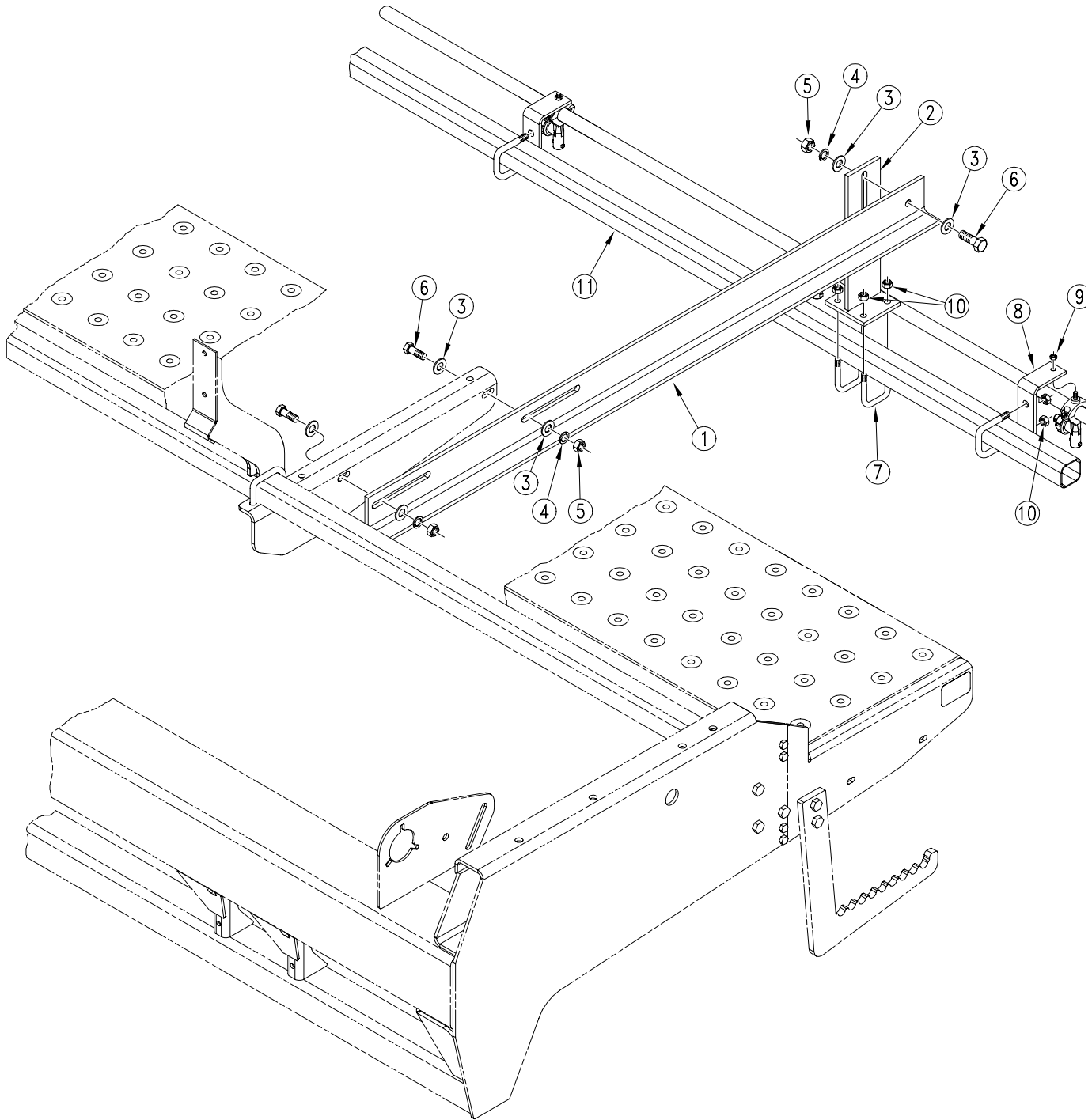
13275

Pull Hitch Tire & Hub

Ref.	Part No.	Part Description	Comments
1.	201-008D	5 BOLT HUB SPINDLE	
2.	802-099C	HHCS 1/2-13X3 1/4 GR5	
3.	804-015C	WASHER LOCK SPRING 1/2 PLT	
4.	803-020C	NUT HEX 1/2-13 PLT	
5.	816-017C	HUB SEAL 5 BOLT	
6.	822-034C	BEARING CONE LM-48548	
7.	201-009D	6 BOLT SINGLE ENDED SPINDLE	
8.	802-135C	HUB STUD 1/2-20X1 5/8 GR5	
9.	⊗ ⊙ ⊕ 815-082C	HUB 6 BOLT 4 5/8 PILOT W/ CUPS	8/1/1996↔12/31/1997. If replacing old hub order bolts P/N 802-399C item 25. 1991↔8/1/96.
	⊕ 200-037V	REPLACED BY 815-082C	
	● ⊕ 200-006S	REPL BY 200-037V	
10.	124-118D	5 BOLT WHEEL REINFORCING RING	
11.	⊕ 200-036V	5 BOLT WHEEL HUB & CUP ASSY	
	● ⊕ 200-005S	REPL BY 200-036V	
12.	822-021C	BEARING CONE LM-67048	
13.	804-055C	WASHER SPINDLE - 7/8	
14.	200-001D	HUB GREASE CAP	
15.	109-058K	GAUGE WHEEL & TIRE - TUBELESS	Includes items 16, 17 and 18.
16.	814-026C	TIRE 9.5L X 15 6 PLY RIB IMP	
17.	814-005C	WHEEL 6 X 15 X 5 BOLT	
18.	816-035C	VALVE STEM TR415X.625X1 1/4 LG	
19.	803-017C	NUT LUG 1/2-20X90DEG PLT 13/16	
20.	102-006K	TIRE/WHEEL ASSY 9.5LX15 12 PLY	Includes items 18, 21 and 22.
21.	814-009C	TIRE 9.5L X 15-12 PLY-TUBELESS	
22.	814-008C	WHEEL 8 X 15 X 6 BOLT	
23.	152-215D	WHEEL REINFORCING RING	
24.	⊕ 200-045S	6 BOLT HUB PKG W/SPINDLE	Includes items 7, 9, 12, 13, 14, 23, 25, 26, 27, 28, 29,31 and 32
	⊕ 815-077C	HUB 6 BOLT 4 5/8 PILOT 3600 LB	Includes items 9, 12, 14, 26, 27, 28 and 29.
	⊕ 200-001S	REPLACED BY 815-077C	Includes items 9, 12, 14, 25, 26 and 27.
25.	⊗ ⊕ ⊕ 802-399C	HFS 1/2-20X1 1/2 GR5	8/1/1996↔12/31/1997.
	⊕ 802-104C	BOLT WHEEL 1/2-20X1 90-DEG	1991↔8/1/96.
26.	822-018C	BEARING CONE LM-29749	
27.	816-011C	SEAL 2.56X1.625X.438 CR16289	
28.	803-029C	NUT HEX SLOTTED 7/8-14 PLT	
29.	⊕ 805-246C	PIN COTTER 5/32 X 1 3/4 LG	
	⊕ 805-016C	PIN COTTER 3/16 X 1 1/4 PLT	Replaced by 805-246C.
30.	124-021H	AXLE ASSEMBLY	
31.	822-020C	BEARING CUP LM-67010	
32.	822-019C	BEARING CUP LM-29710	
33.	822-033C	BEARING CUP LM-48510	
34.	200-004S	5 BOLT HUB & SPINDLE PACKAGE	Includes items 1, 5, 6, 8, 11, 12, 13, 14, 19, 28 and 29
35.	200-043S	REINFORCED 6 BOLT HUB PKG	Includes items 9, 12, 13, 14, 23, 25, 26, 27, 28, 29, 31 and 32

Legend: ● = 1st revision; ⊕ = 2nd revision; ⊕ = 3rd revision; ● = use up existing stock; ⊗ = not interchangeable; ⊗ ⊕ ⊕ = for example: revision 2 is not interchangeable w/revision 1

Drill Boom Mounting



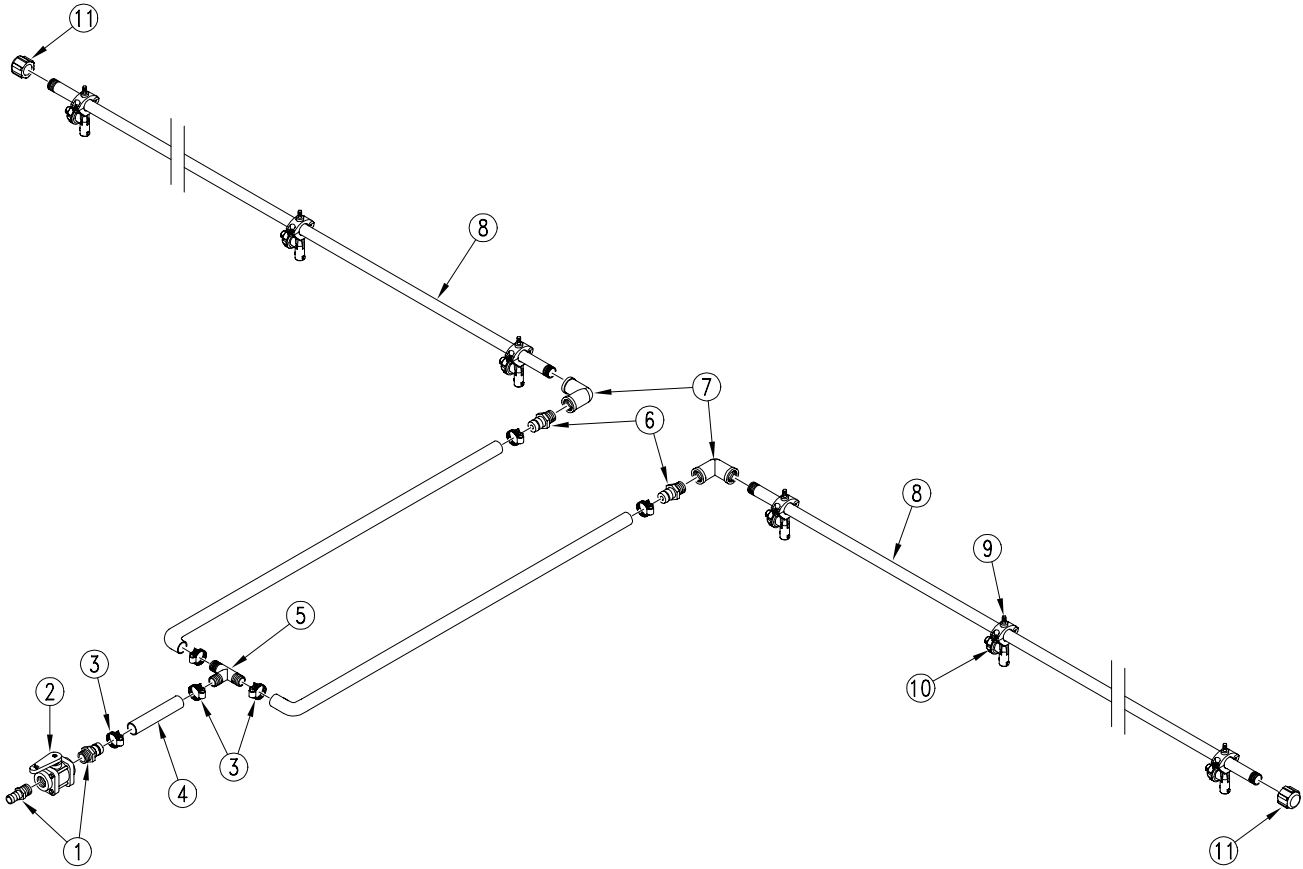
18177

Drill Boom Mounting

Ref.	Part No.	Part Description	Comments
1.	116-222D	HANGER MOUNT	
2.	116-197H	3PT HANGER WELDMENT	
3.	804-011C	WASHER FLAT 3/8 USS PLT	
4.	804-013C	WASHER LOCK SPRING 3/8 PLT	
5.	803-014C	NUT HEX 3/8-16 PLT	
6.	802-079C	HHCS 3/8-16X1 1/4 GR5	
7.	806-107C	U-BOLT 5/16-18 X 1 17/32X2 1/8	
8.	116-214D	NOZZLE BRACKET	
9.	803-187C	NUT HEX WHIZ 1/4-20 18-8 SS	
10.	803-199C	NUT HEX FLANGE 5/16-18 PLT	
11.	116-224D	20' BOOM MOUNT TUBE	For 2000 drills.

Legend: ① = 1st revision; ② = 2nd revision; ③ = 3rd revision; ● = use up existing stock; ⊗ = not interchangeable; ⊗ ① ② = for example: revision 2 is not interchangeable w/revision 1

Drill Boom Plumbing



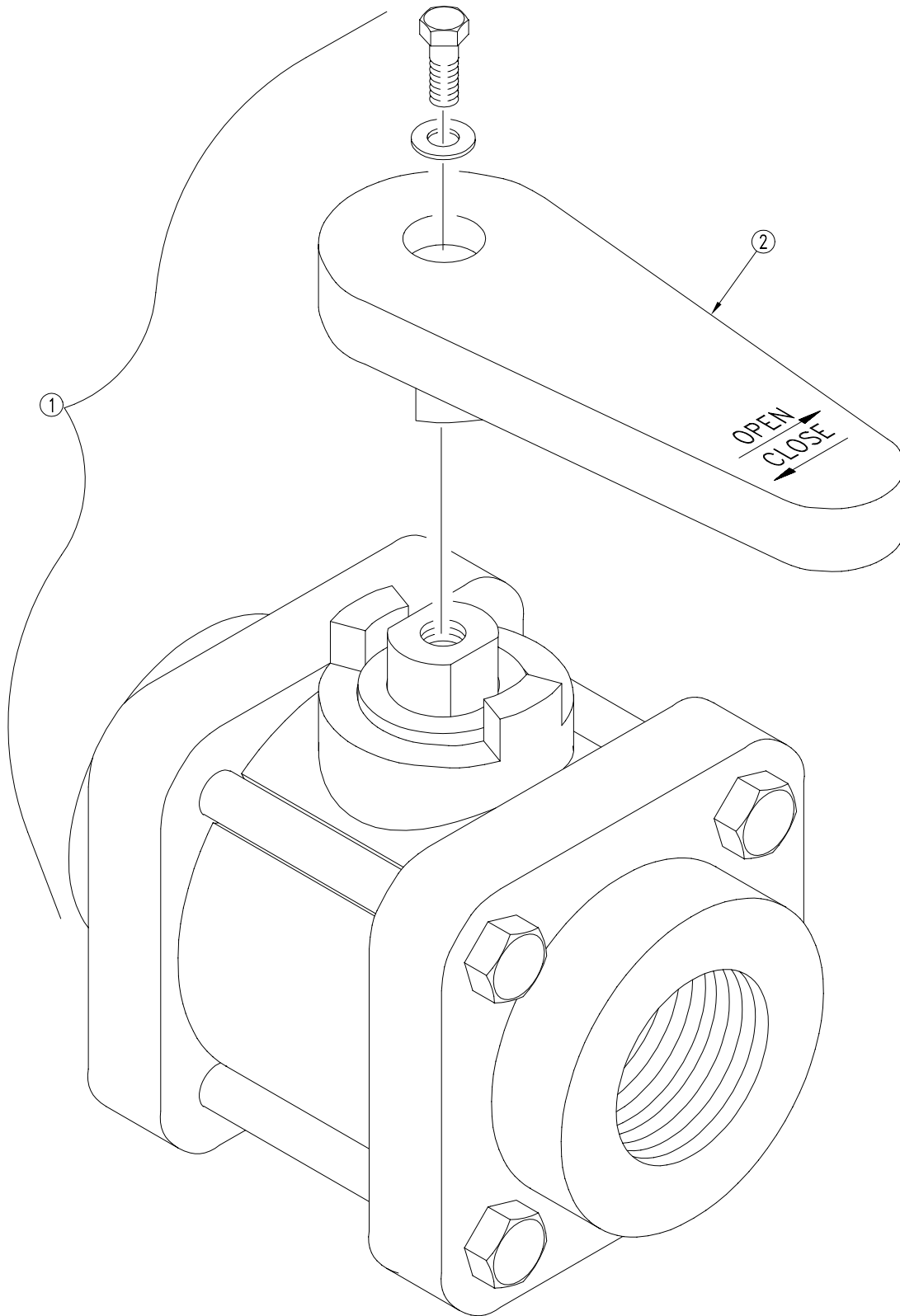
18176

Drill Boom Plumbing

Ref.	Part No.	Part Description	Comments
1.	830-087C	AD 1MNPT X 1HB POLYPROP	
2.	829-011C	VALVE - 1FNPT BALL POLYPROP	Refer to page 12-5 for breakdown.
3.	800-127C	CLAMP WRM DRV #12 SS(.56-1.25)	
4.	990-082R	HOSE 1 ID 200PSI EPDM	
5.	830-013C	TEE 1HB POLYPROP	
6.	830-085C	AD 3/4MNPT X 1HB POLYPROP	
7.	830-034C	EL 3/4FNPT POLYPROP	
8.	116-225D	106 WET BOOM TUBE	For 2000 drills.
9.	802-012C	HHCS 5/16-18X1 1/2 GR5	
10.	829-089C	NOZZLE BODY 3/4 WET BOOM CLAMP	Refer to page 12-7 for breakdown.
11.	830-061C	CA 3/4MNPT POLYPROP	

Legend: ① = 1st revision; ② = 2nd revision; ③ = 3rd revision; ● = use up existing stock; ⊗ = not interchangeable; ⊗ ① ② = for example: revision 2 is not interchangeable w/revision 1

Ball Valve



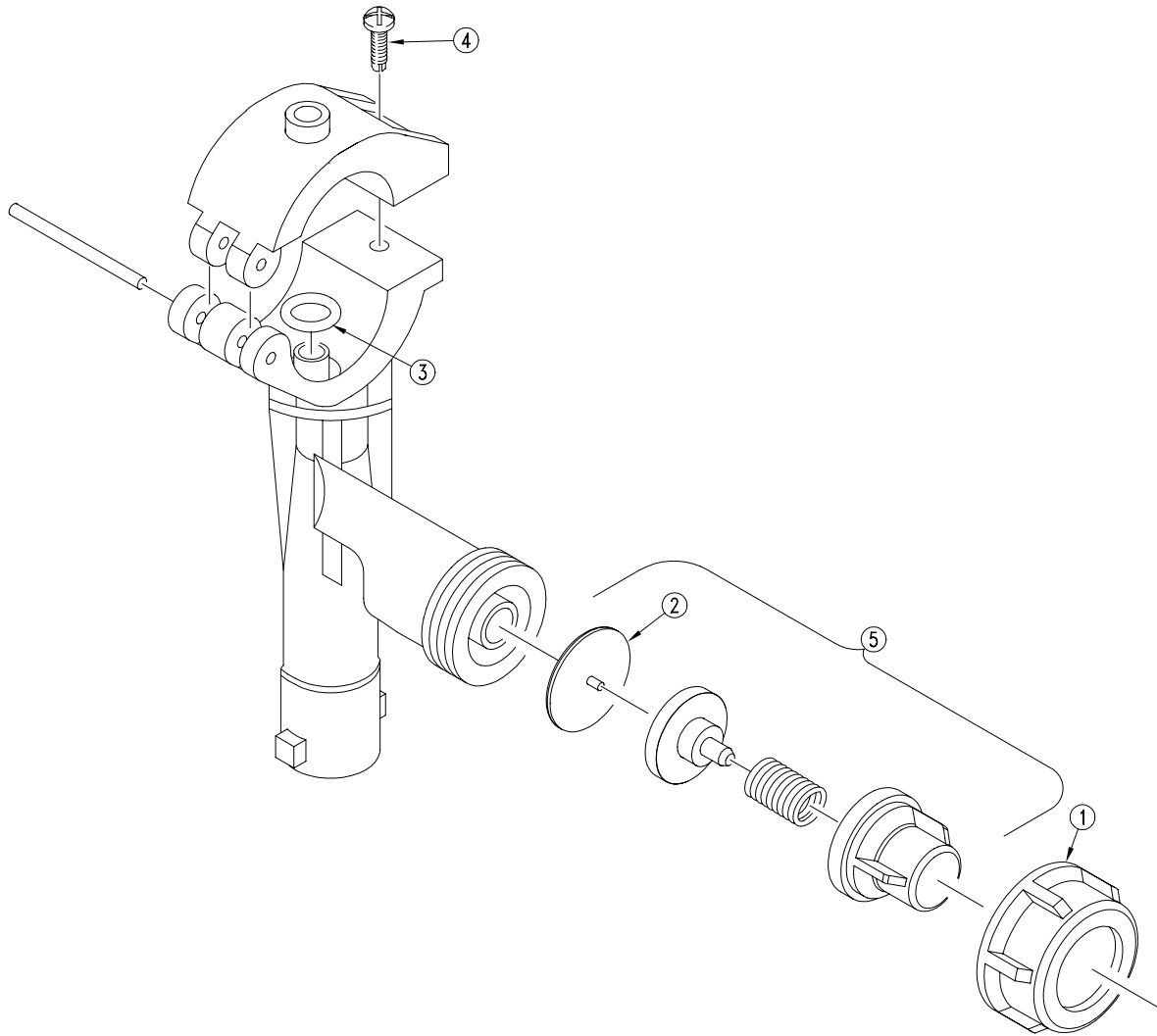
14407

Ball Valve

Ref.	Part No.	Part Description	Comments
1.	829-011C	VALVE - 1"FNPT BALL POLYPROP	
2.	V-07153	BANJO VALVE HANDLE 1/2"-1"	

Legend: ① = 1st revision; ② = 2nd revision; ③ = 3rd revision; ● = use up existing stock; ⊗ = not interchangeable; ⊗ ① ② = for example: revision 2 is not interchangeable w/revision 1

Spraying Systems Check Valve (829-089C)



16714

Spraying Systems Check Valve (829-089C)

Ref.	Part No.	Part Description	Comments
1.	20030	PRECISION CHECK VALVE FLY NUT	
2.	005865.036	PRECISION VITON DIAPHRAGM CHK	
3.	400020.030	O-RING	
4.	V2B25F	SELF THREADING SCREW SS	
5.	005860.130	PRECISION RED NOZZLE CHK VALVE	

Legend: ① = 1st revision; ② = 2nd revision; ③ = 3rd revision; ● = use up existing stock; ⊗ = not interchangeable; ⊗ ① ② = for example: revision 2 is not interchangeable w/revision 1